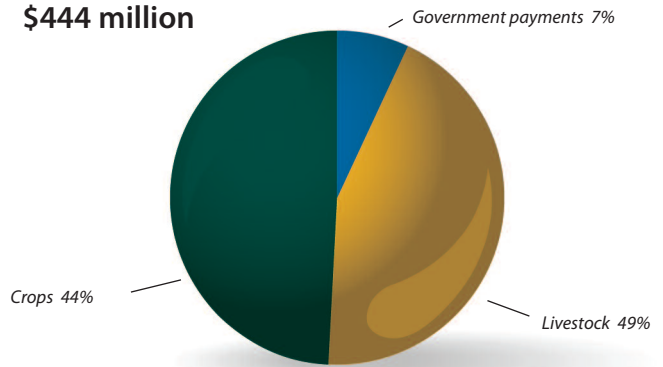


Agriculture and Agri-Food 2007

The agriculture sector is diverse, combining 2,776 farms with 100 processing plants to produce \$1.17 billion worth of agri-food and beverage products making it an important component of a self-sufficient New Brunswick. This sector of our economy provides over 8,000 jobs in primary production and about 6,540 jobs in secondary packaging and processing activities. New Brunswick enjoys one of the highest levels of value-added processing in Canada from its agriculture sector and its agri-products, which are currently exported to approximately 80 countries. More than 80 percent of the province's agriculture production is processed before reaching the market. Potatoes, dairy products, eggs and poultry and Greenhouse & Floriculture account for close to 60 percent of New Brunswick's total farm income of \$444 million in 2007.



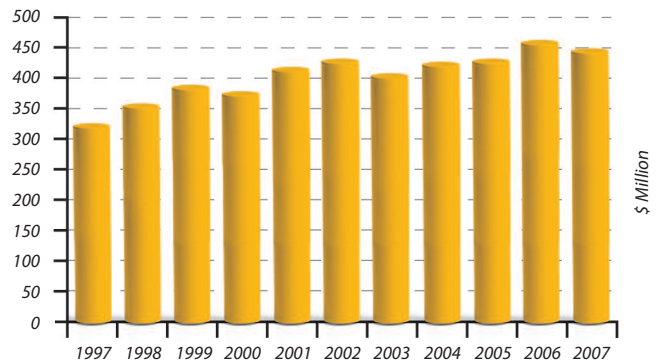
2007 Farm Cash Receipts: \$444 million



Agriculture and Agri-Food Industry

Number of farms	2,776
Farmland, hectares	395,228
Land in crops, hectares	151,996
Total farm capital 2007	\$2.0 billion
Farm cash receipts	\$444 million
Number of processing plants	100
Shipments of processed product and beverage	\$1.17 billion
Agri-food exports	\$331 million
Employment, farm	8,240
Employment, processing	6,540

Total Farm Cash Receipts 1997 – 2007



Major Commodities - Value

	\$ Million	
	2006	2007
Dairy	\$84	\$90
Potatoes	\$111	\$89
Poultry	\$48	\$56
Greenhouse & floriculture	\$50	\$53
Beef	\$23	\$25
Hogs	\$20	\$19
Fruits & berries	\$18	\$19
Eggs	\$17	\$17
Vegetables	\$6	\$6
Grain	\$2	\$2
Others	\$39	\$37
Government payments	\$34	\$31

Major Crops – Production Area

	Hectares	
	2006	2007
Potatoes	23,470	23,675
Barley	13,800	13,200
Blueberries	8,900	8,900
Oats	6,900	8,400
Wheat	2,400	2,000

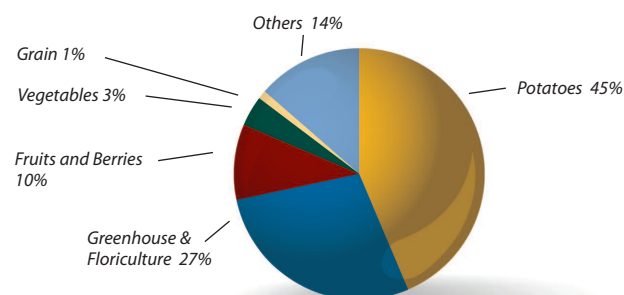
Exports of Agri-food Products

By Country	\$ Million	
	2006	2007
U.S.	\$247.6	\$239.4
Venezuela	\$11	\$12.4
Mexico	\$8	\$10.1
Saudi Arabia	\$4.2	\$9.8
Guatemala	\$7.8	\$5.9
Japan	\$1.8	\$1.7
China	\$0.3	\$0.2
Others	\$55.6	\$51.5
Total exports	\$325	\$331

By Commodity	\$ Million	
	2006	2007
Potatoes and potato products	\$138.5	\$184
Beer	\$50.7	\$44.2
Plants, live trees, foliage, etc.	\$46.6	\$29.8
Preparation for grain, pasta	\$11.2	\$10.3
Others	\$78.4	\$62.7
Total exports	\$325	\$331

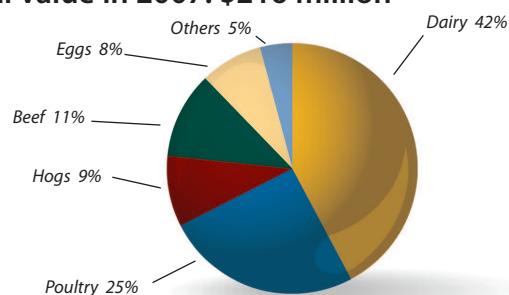
Crops

Total value in 2007: \$196 million



Livestock production

Total value in 2007: \$216 million



2007 Highlights

- Despite the currency exchange rates between Canada and the U.S. creating additional marketing challenges, Agrifood exports increased to a value of \$184 million, a rise of \$45.5 million from 2006, largely due to potato and potato product exports.
- Strawberries and blueberries enjoyed another good year in 2007. With four million pounds, the strawberry crop was one of the best ever harvested by New Brunswick strawberry growers. The wild blueberry crop production with a total of 26.1 million pounds was the largest New Brunswick blueberry crop ever harvested, surpassing the 2003 crop, when 24.1 million pounds were harvested.
- From the total production of 6.9 million pounds, over 3 million pounds of cranberries were cleaned via the new receiving station in Bells Mills which was officially opened in October 2007. These cleaned berries were sold to the U.S. and Québec. The small portion of the crop that stays in New Brunswick gets processed into juice, wine, powders, and various other products.
- Poultry and dairy showed significant increases in 2007, adding a total of \$14 million to their previous farm cash receipts. These commodities clearly demonstrated the importance of their contribution to the province's overall agriculture sector in the past five years.
- Oats have seen its total production increase from 6,900 to 8,440 hectares in 2007. This increase of 22 percent is due to low disease pressure and strong commodity prices that have renewed producer interest in this crop.