

Safer Communities Report 2021 - 2022

The Department of Justice and Public Safety is committed to informing the public on ongoing efforts to protect the public. In the 2021-22 budget the Government of New Brunswick committed \$2.3 million to support the RCMP crime reduction unit with the goal of reducing the illegal drug supply in the province and \$2 million to create a Safer Communities Program to complement the crime reduction unit.

DISRUPTIONS

Disruptions include instances where a warrant was executed and/or where individuals were arrested resulting in preventing, delaying, diverting or complicating the commission of crimes by a mid-level criminal network in New Brunswick.





April - June: 7

July - September: 7

October - December: 5

January - March: 13

SEIZURES:

	April - June	July - Sept.	Oct. - Dec.	Jan. - March	Annual totals
 Opioids (capsules/ tablets)	203	1,799	267	1,793	4,062
 Methamphetamine (capsules/tablets)	756	12,312	3,715	44,202	60,985
 Cocaine (grams)	477	2,120	125	651	3,373
 Firearms	5	7	16	50	78

SCAN ACT RESOLUTIONS

Resolutions include instances where an investigation under the *Safer Communities and Neighbourhoods Act* led to actions to help stop a property from being regularly used to conduct illegal activities in New Brunswick.




April - June: 19

July - September: 8

October - December: 21

January - March: 25

TYPES OF INVESTIGATIONS:

	April - June	July - Sept.	Oct. - Dec.	Jan. - March	Annual totals
 Community Safety Warnings	8	3	17	30	58
 Property Vacated	4	2	12	27	45
 Successful Resolutions	8	3	21	25	57