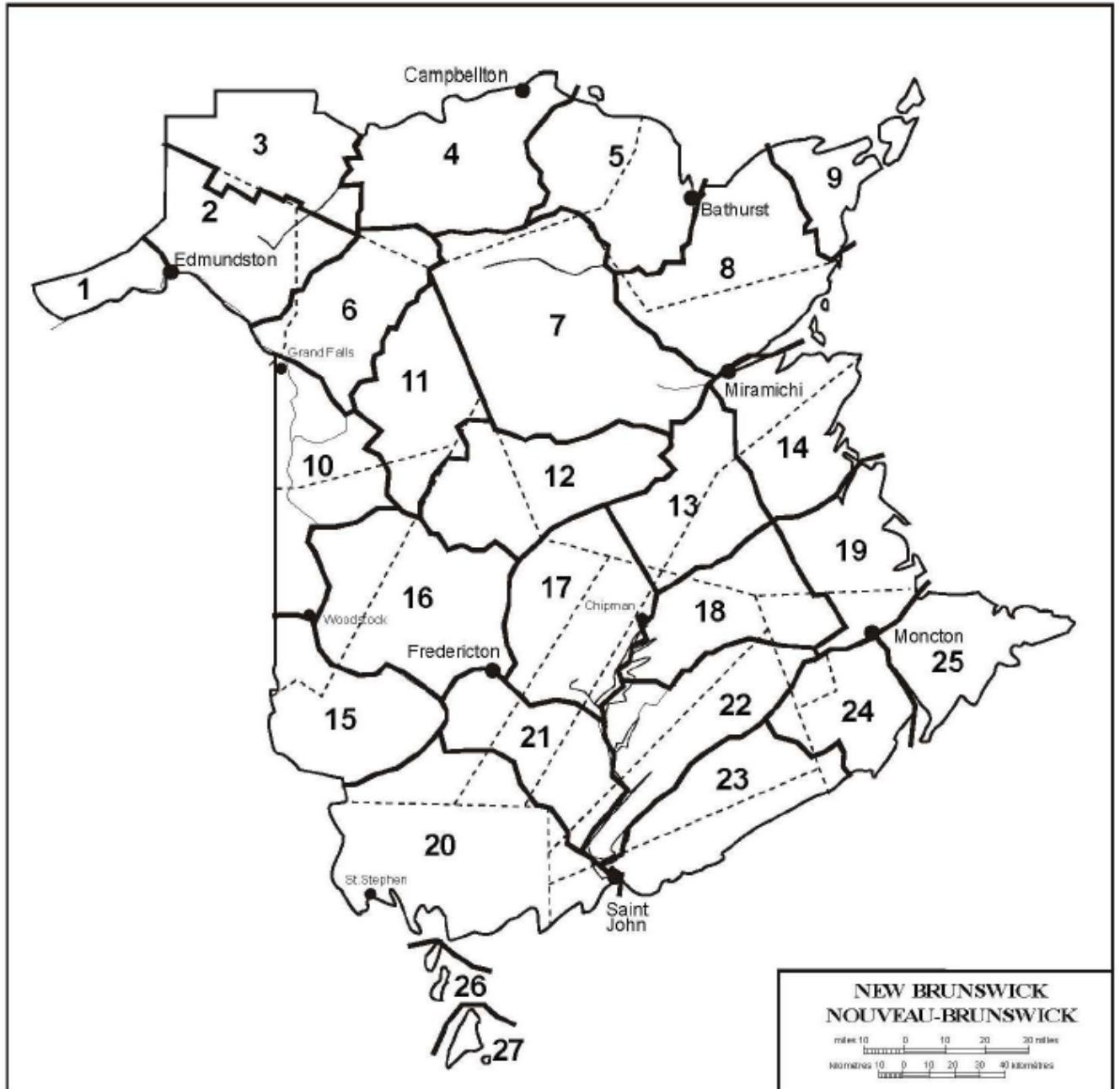


# NEW BRUNSWICK FURBEARER HARVEST REPORT 2017-2018



  
Arielle DeMerchant  
Nature Photography

# Wildlife Management Zones Zones d'Aménagement de la Faune



© Cover Photo by Arielle DeMerchant

© Photo de couverture: Arielle DeMerchant

## **2017-2018 New Brunswick Furbearer Harvest Summary**

In 2017-2018, there was a slight increase **(+5)** in the number of fur harvester's license sold compared to last season, for a total of **1,148 licenses** (**1,131** fur harvester licenses and **17** minor fur harvester's). In 2018, **174** individuals successfully completed the Trapper Education course, which is a 13% decrease from the 201 students who completed the course in 2017.

The total number of pelts exported from New Brunswick (NB) decreased by 10% from the previous season from 24,953 pelts to 22,563 pelts for the 2017/2018 season. The total estimated value of pelts exported from NB increased by 26% from \$362,500 in the 2016/2017 season to \$458,000 for the 2017/2018 season.

### **Furbearers of Special Management Concern**

The Department of Energy and Resource Development has required trappers to submit the carcasses of bobcat, marten, fisher and otter for the past several years to receive a wildlife storage permit and a carcass receipt which allows the trapper to export the pelt. Data collected from these carcasses include sex, weight, reproductive success and age. This information is used in the management of the species to ensure the populations within NB are not over harvested. The Department appreciates the effort involved in submitting the carcasses and reminds trappers to ensure they indicate on the carcass tag in which Wildlife Management Zone (WMZ) the animal was harvested.

For information on the age of the animals submitted to the Department please call Jonathan Cormier, Furbearer Management Biologist at 506-457-6938.

### **Agreement on International Humane Trapping Standards Update**

In 1997, Canada and the European Union (EU) committed to the Agreement on International Humane Trapping Standards (AIHTS) to use only certified traps to harvest certain furbearing animals. To comply with the AIHTS, Fur Harvesting Regulations in New Brunswick have been changing periodically since the 2007 fur harvesting season so that only certified traps are now allowed for the harvesting of beaver, fisher, marten, raccoon, and muskrat. In keeping with AIHTS, starting in the 2020/2021 season only cage traps certified for live-trapping beaver will be allowed when live-trapping beavers. For a list of certified trap models legal for use in NB for each furbearer species included under the Agreement on International Humane Trapping Standards, please refer to the certified trap list in the

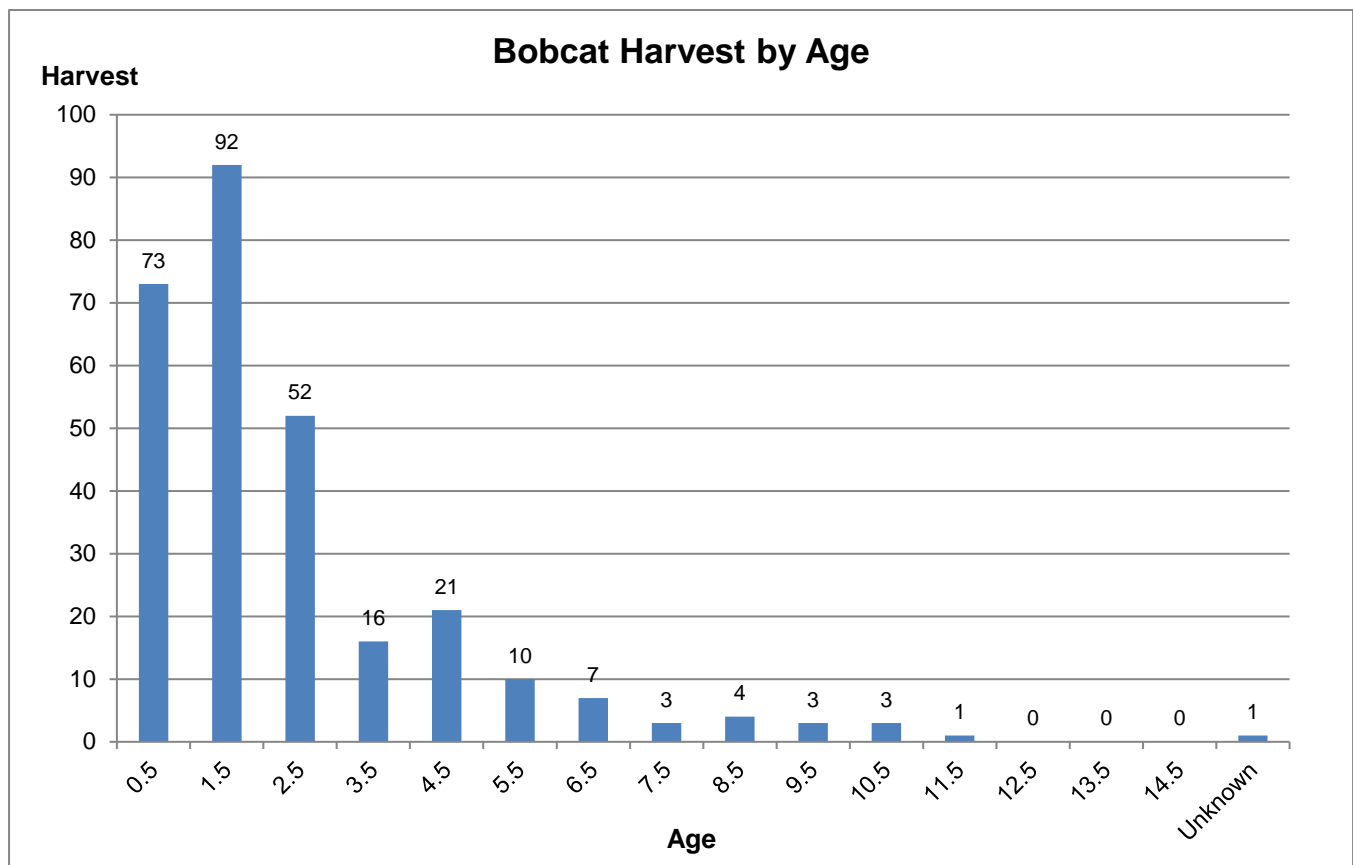
*2019 New Brunswick Hunt & Trap Summary -*

<http://www2.gnb.ca/content/dam/gnb/Departments/nr-rn/pdf/en/Wildlife/HuntTrap.pdf>.

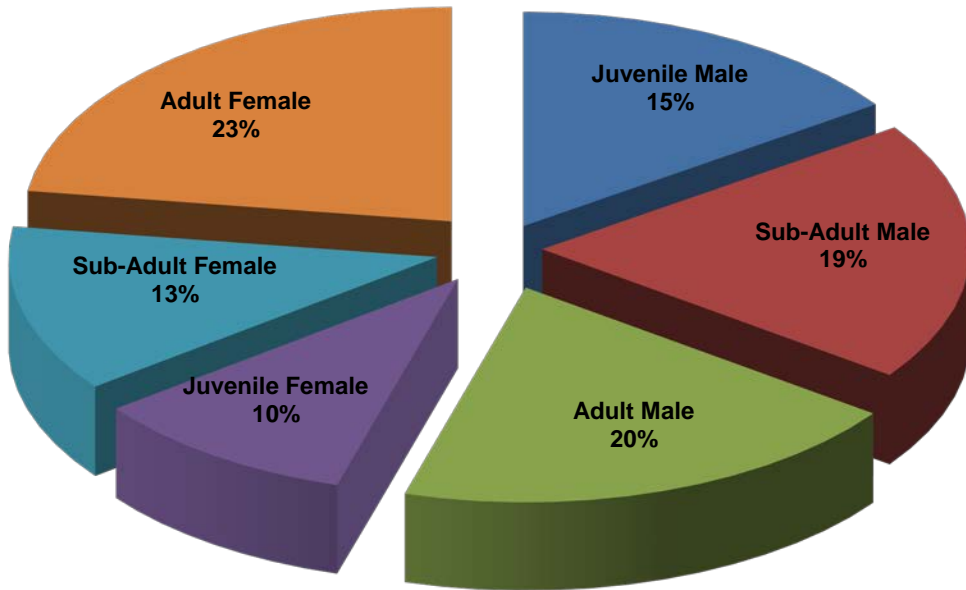
## Bobcat

During the 15-week bobcat harvest season, there were 284 bobcats harvested (129 females and 155 males) with a success rate of 24%. This year's harvest is an increase of 27% (+59 bobcats) compared to last year's harvest; however, it is a 67% decrease of 865 bobcats harvested in the 2008/2009 season (the most recent peak harvest since 1970's). The number of applicants applying for the bobcat harvest tag draw increased by 4% from 496 applicants in 2016 to 516 applicants in 2017. There were 1,211 bobcat harvest tags issued for the 2017/2018 season which was a 4.4% increase from the previous season (1,160). In the 2017/2018 harvest, adult female bobcats weighed an average of 16 lbs. and adult males weighed an average of 23 lbs. Harvested bobcats averaged 2.5 years of age. The heaviest bobcat harvested was a 3.5 year-old, 33lb male from WMZ 16. The oldest bobcat harvested was a 11.5-year-old female from WMZ 10 weighing 16lbs. Overall, 26% of bobcats harvested were juveniles (less than 1.5 years old); 22% of females and 28% of males. Placental scaring indicated approximately 81% of females 1.5 years-old and older were pregnant the previous spring with an average litter size of 2.4 kittens per pregnant female.

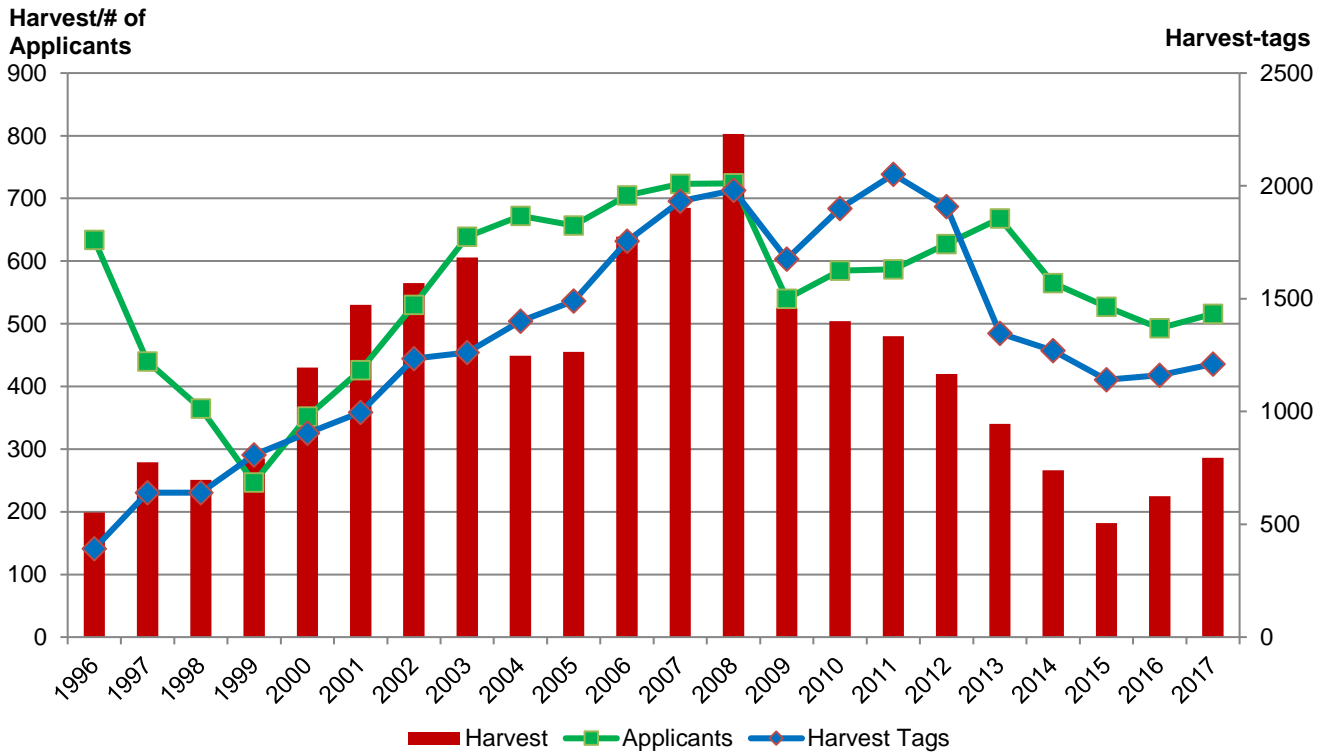
| Bobcat    | Weight - lbs |             |         |             |
|-----------|--------------|-------------|---------|-------------|
|           | Males        |             | Females |             |
|           | Average      | Range       | Average | Range       |
| Juvenile  | 11.7         | 7.0 – 19.0  | 9.1     | 6.0 – 13.0  |
| Sub-Adult | 21.8         | 6.0 – 30.0  | 15.6    | 12.0 – 21.0 |
| Adult     | 24.9         | 13.0 – 34.0 | 16.2    | 11.0 – 21.0 |



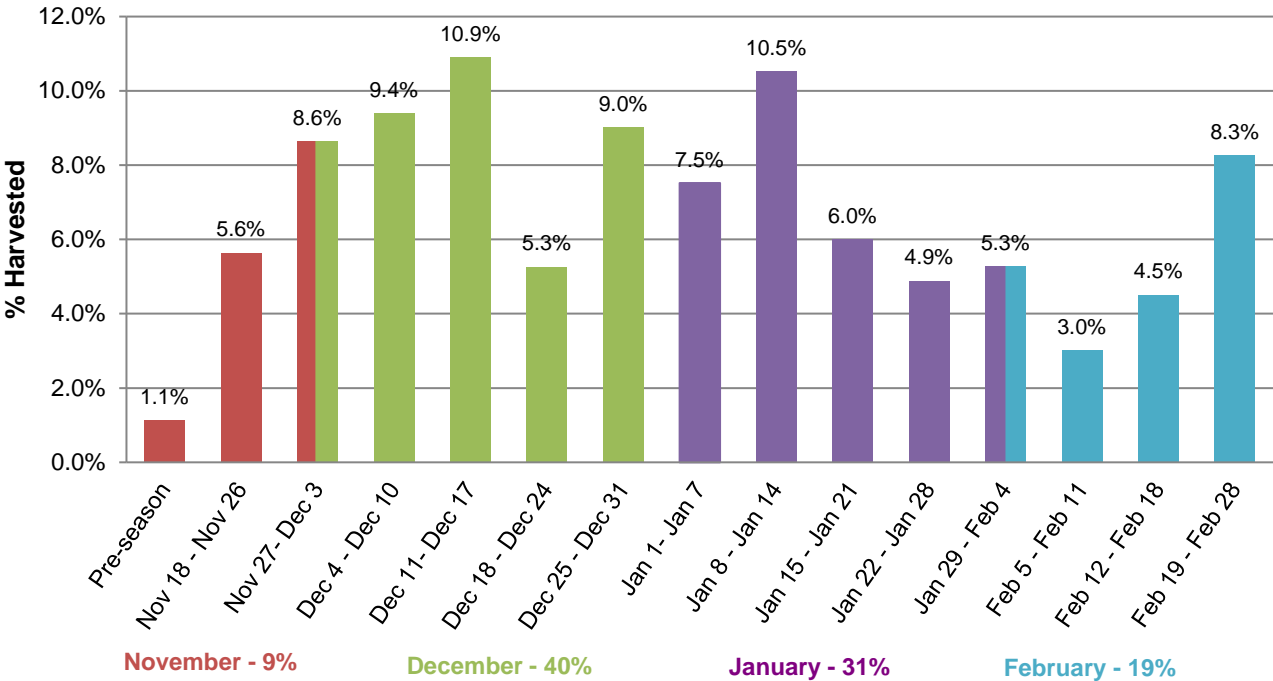
### Age and Sex Structure of 2017/18 Bobcat Harvest



### Bobcat Harvest, # of applicants to the bobcat harvest-tag draw and the # of bobcat harvest-tags issued from 1996 to 2017



### Weekly Bobcat Harvest (%) for the 2017/18 Season

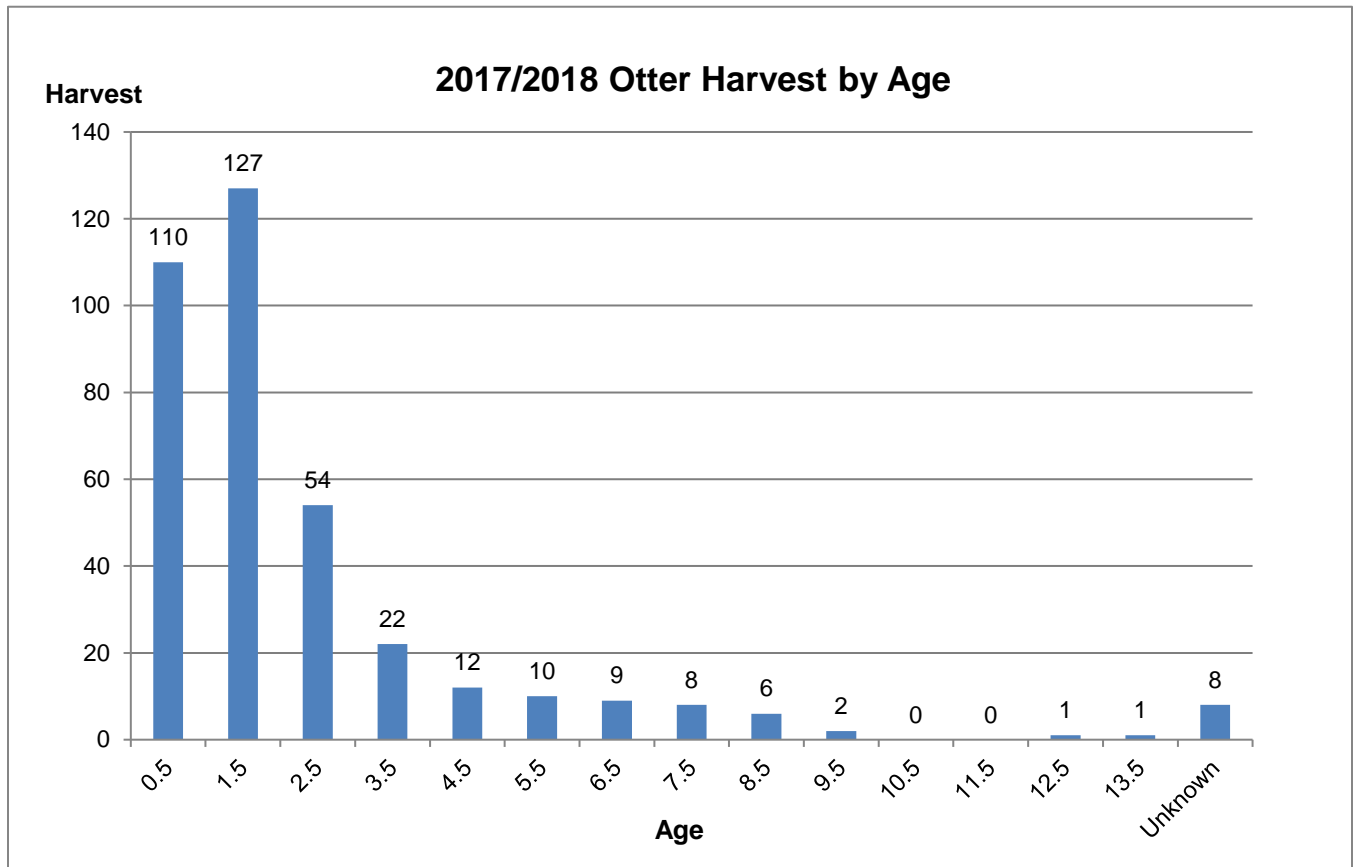


represents bobcat in which harvest date was included on the carcass tag (266/284)

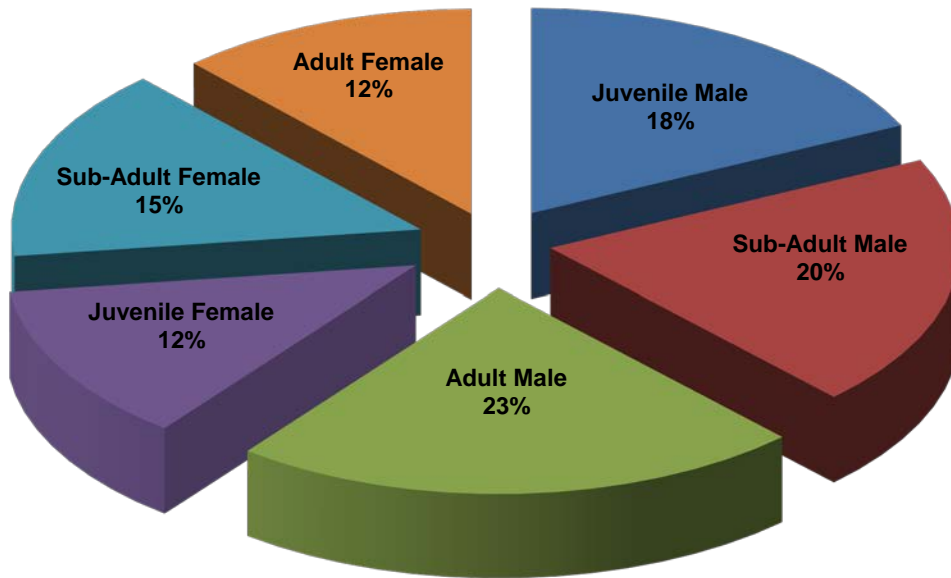
**Otter**

During the 15-week otter harvest season, there were 368 otters harvested (222 male, 146 female), which is a 40% increase (+105 otter) compared to the 2016/2017 fur harvesting season. Adult female otter weighed an average of 12.5 lbs. while adult males weighed an average of 15 lbs. The heaviest otter harvested was a 2.5-year-old, 22lb male from WMZ 22. The heaviest female otter weighed 19lbs, harvested in WMZs 21 and was 1.5 years-old. The oldest male otter harvested during the season was 9.5 years old from WMZ 2 and weighed 15.5lbs. The oldest female was 12.5 years-old from WMZ 21 and weighed 15lbs. Approximately 30% of the otter harvested were juveniles and 32% of females >0.5 years of age were pregnant with an expected average litter size of 1.9 pups.

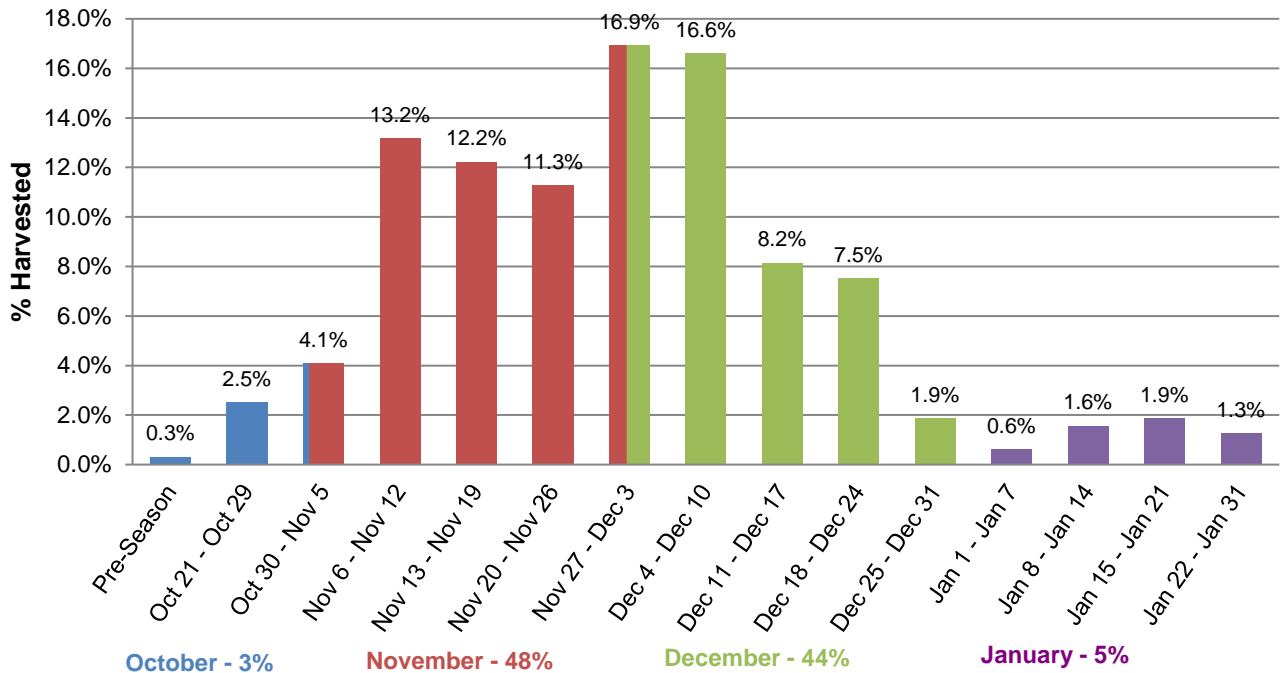
| Otter     | Weight - lbs |             |         |            |
|-----------|--------------|-------------|---------|------------|
|           | Males        |             | Females |            |
|           | Average      | Range       | Average | Range      |
| Juvenile  | 10.6         | 6.0 – 17.8  | 10.0    | 5.0 – 15.5 |
| Sub-Adult | 14.7         | 6.6 – 20.1  | 12.2    | 7.0 – 19.0 |
| Adult     | 15.1         | 10.0 – 22.0 | 12.7    | 9.0 – 17.6 |



### Age and Sex Struture of 2017/18 Otter Harvest



### Weekly Otter Harvest (%) for the 2017/18 Season

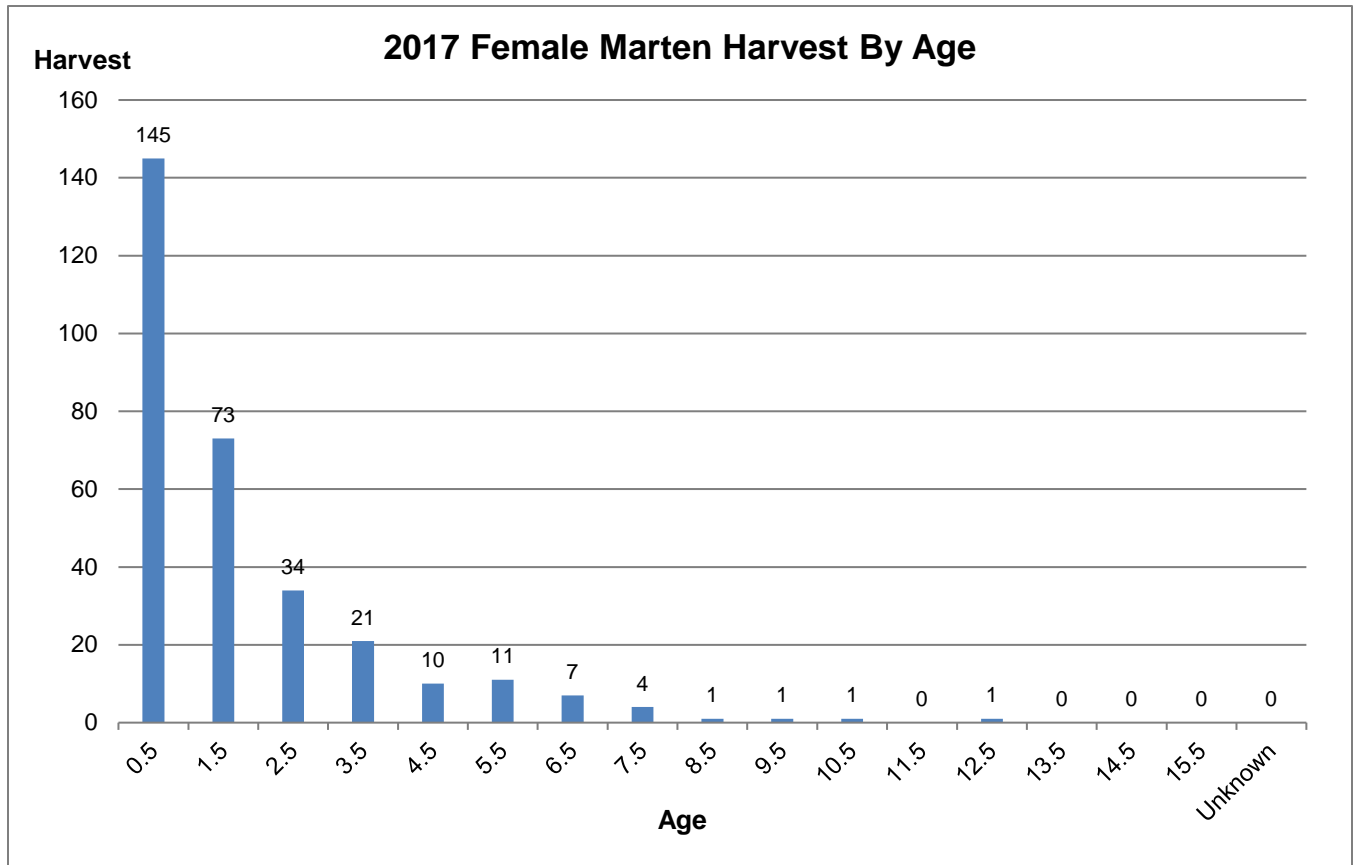


represents otter in which harvest date was included on the carcass tag (319/370)

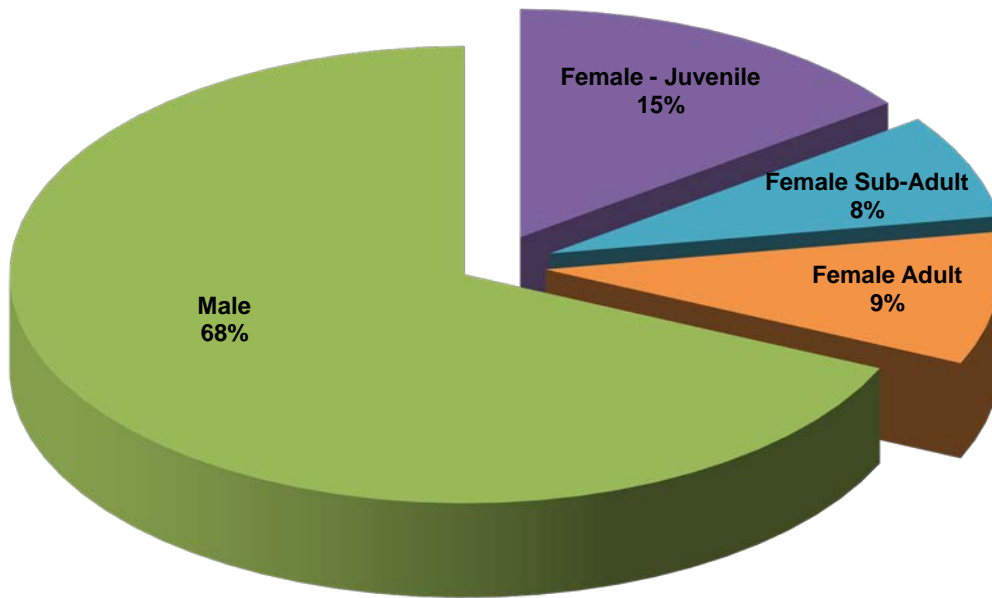


## Marten

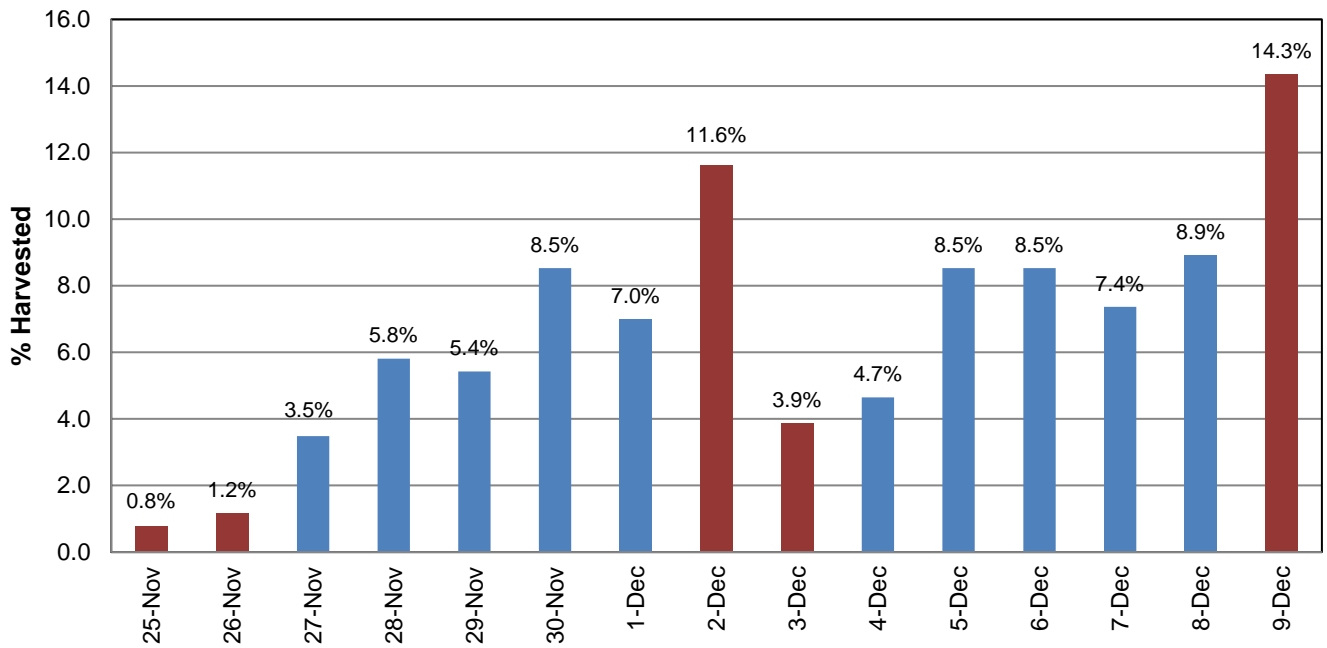
The two-week harvest season for marten saw a 23% decrease (-298 marten) in harvest compared to the 2016/2017 season, with 974 individuals harvested (665 males and 309 females). Approximately 47% of the female marten harvested were juveniles. The oldest female marten harvested was 12.5 years old from WMZ 4. Of the 164 adult females harvested, 62% were pregnant with an average litter size of 2.4 kits based on blastocyst counts.



### Age and Sex Structure of the 2017 Marten Harvest



### 2017 Daily Female Marten Harvest (%)



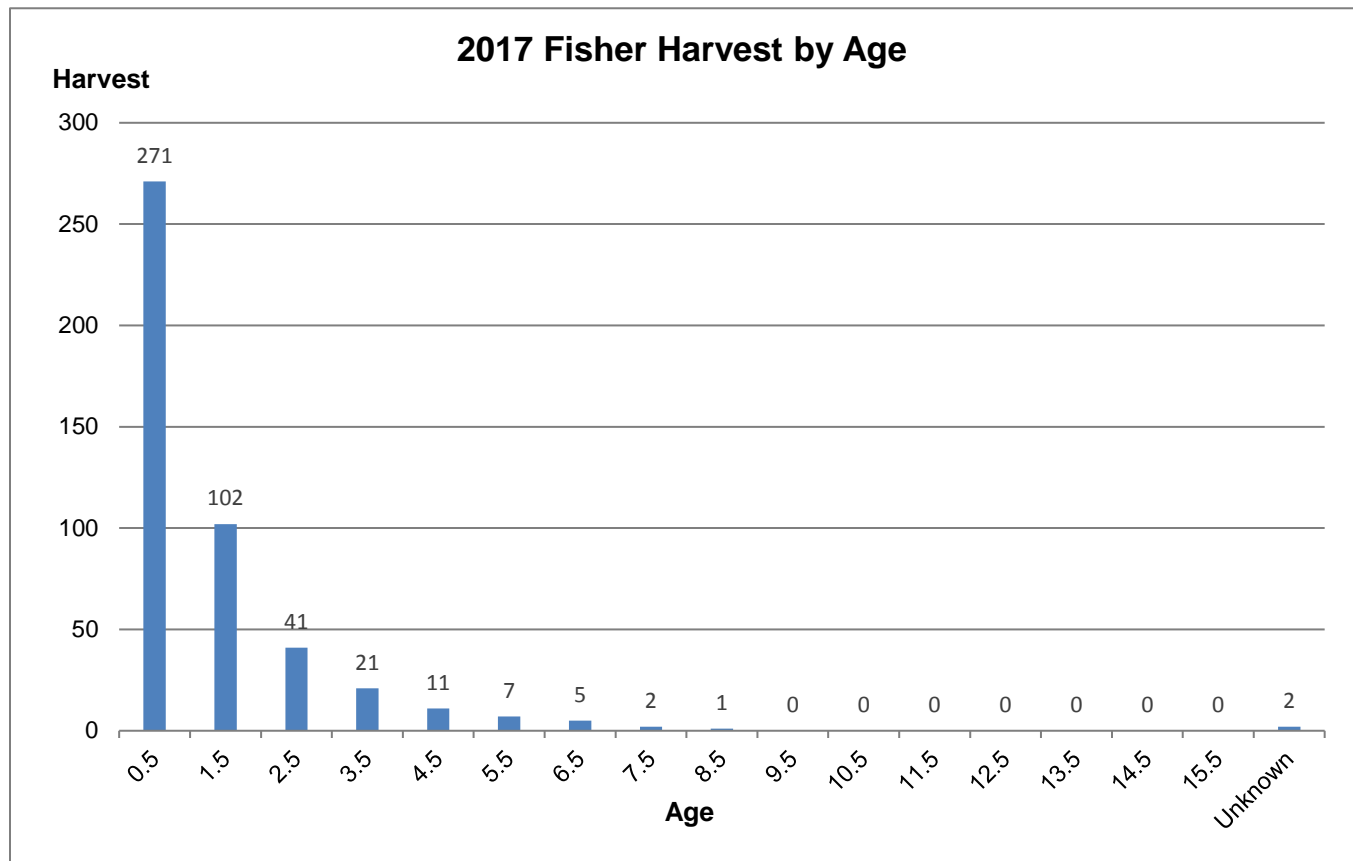
- represents female marten in which harvest date was included on the carcass tag (266/309)  
 - red columns indicate weekends

## Fisher

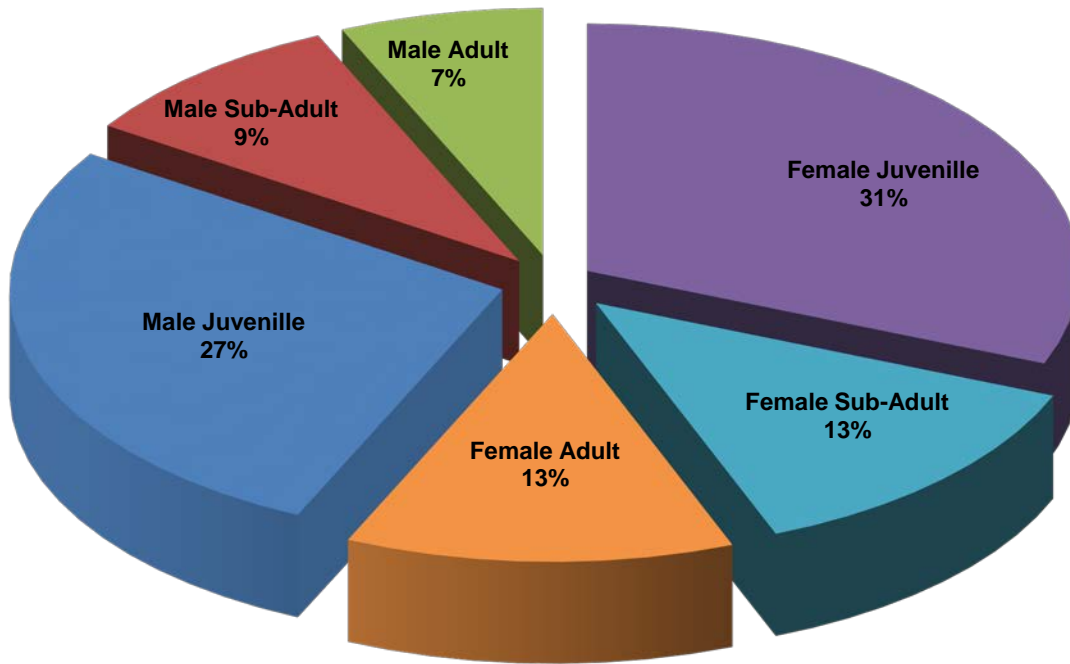
2017 marked the first year since 1999 that New Brunswick fur harvesters were required to submit fisher carcasses to the Department for biological data collection. Fisher were last collected by the Department from 1996 to 1999.

In 2017, 443 fisher were harvested during the fisher season and an additional 19 were incidentally harvested prior to or after the season for a total of 463 individuals; 200 males and 263 females. Juvenile fisher (<0.5 years) accounted for 58% of the total harvest. The oldest fisher harvested was an 8.5-year old male from WMZ 7. The oldest females harvested were 7.5-years old from zones 8 and 4. On average, males weighed 8lbs and females weighed an average of just over 4lbs. The heaviest males weighed 12lbs and were from zones 12 and 17. The heaviest female weighed 6lbs 1oz from WMZ 4. Of the 119 adult females harvested, 74% were pregnant with an average litter size of 2.8 kits per female.

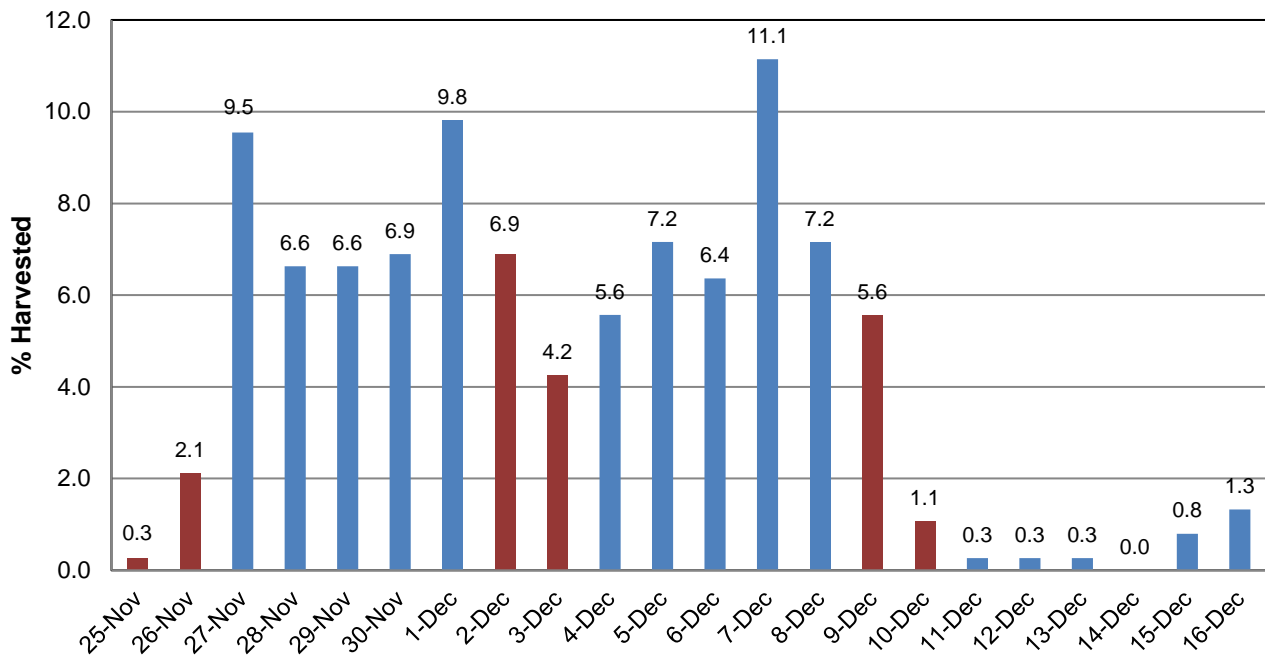
| Fisher    | Weight - lbs |            |         |           |
|-----------|--------------|------------|---------|-----------|
|           | Males        |            | Females |           |
|           | Average      | Range      | Average | Range     |
| Juvenile  | 7.4          | 4.7 – 10.0 | 4.3     | 1.0 – 6.0 |
| Sub-adult | 8.7          | 5.4 – 12.0 | 4.5     | 3.0 – 5.6 |
| Adult     | 9.5          | 7.0 – 12.0 | 4.7     | 3.0 – 6.1 |



### Age and Sex Structure of the 2017 Fisher Harvest



### 2017 Daily Fisher Harvest (%)



- represents fisher in which harvest date was included on the carcass tag (377/463)  
 - red columns indicate weekends

## Licenses Sold, Pelts Exported, and Estimated Value of Pelt Exports\* for New Brunswick, 1976/77 – 2017/18

\*Pelt value was determined from the combined, weighted averages of pelts sold by North American Fur Auctions and Fur Harvester's Auction and includes castoreum.

| YEAR      | LICENCES SOLD | TOTAL NO. OF PELTS EXPORTED | ESTIMATED VALUE* TO FUR HARVESTERS |
|-----------|---------------|-----------------------------|------------------------------------|
| 76-77     | 2,638         | 42,069                      | \$700,318                          |
| 77-78     | 3,647         | 55,813                      | \$1,121,799                        |
| 78-79     | 2,877         | 60,503                      | \$1,860,530                        |
| 79-80     | 3,440         | 78,142                      | \$2,271,336                        |
| 80-81     | 4,365         | 77,073                      | \$1,551,312                        |
| 81-82     | 4,054         | 58,882                      | \$1,077,850                        |
| 82-83     | 3,813         | 59,846                      | \$802,178                          |
| 83-84     | 3,399         | 57,643                      | \$959,905                          |
| 84-85     | 3,253         | 48,718                      | \$1,281,632                        |
| 85-86     | 3,256         | 45,047                      | \$1,443,365                        |
| 86-87     | 2,870         | 50,404                      | \$1,688,665                        |
| 87-88     | 3,139         | 48,365                      | \$1,370,178                        |
| 88-89     | 1,561         | 45,047                      | \$668,940                          |
| 89-90     | 1,335         | 24,277                      | \$300,360                          |
| 90-91     | 914           | 21,846                      | \$195,313                          |
| 91-92     | 751           | 31,091                      | \$342,282                          |
| 92-93     | 860           | 32,467                      | \$303,745                          |
| 93-94     | 873           | 36,698                      | \$589,693                          |
| 94-95     | 1,797         | 51,016                      | \$806,549                          |
| 95-96     | 1,253         | 46,485                      | \$886,452                          |
| 96-97     | 1,370         | 57,449                      | \$1,013,032                        |
| 97-98     | 1,300         | 65,635                      | \$907,357                          |
| 98-99     | 1,154         | 51,275                      | \$548,569                          |
| 99-2000   | 922           | 40,957                      | \$577,299                          |
| 2000-2001 | 877           | 37,123                      | \$676,534                          |
| 2001-2002 | 1,010         | 51,509                      | \$975,288                          |
| 2002-2003 | 1,042         | 44,288                      | \$899,152                          |
| 2003-2004 | 1,093         | 47,269                      | \$910,367                          |
| 2004-2005 | 1,155         | 45,023                      | \$728,223                          |
| 2005-2006 | 1,067         | 47,145                      | \$1,122,543                        |
| 2006-2007 | 1,191         | 53,226                      | \$1,064,581                        |
| 2007-2008 | 1,140         | 36,601                      | \$696,535                          |
| 2008-2009 | 1,164         | 41,056                      | \$536,014                          |
| 2009-2010 | 977           | 38,877                      | \$532,042                          |
| 2010-2011 | 1,037         | 42,791                      | \$690,044                          |
| 2011-2012 | 1,068         | 48,609                      | \$1,149,005                        |
| 2012-2013 | 1,170         | 55,326                      | \$1,691,625                        |
| 2013-2014 | 1,278         | 55,445                      | \$1,163,360                        |
| 2014-2015 | 1,171         | 42,163                      | \$595,300                          |
| 2015-2016 | 1,168         | 30,845                      | \$375,930                          |
| 2016-2017 | 1,143         | 24,953                      | \$381,520                          |
| 2017-2018 | 1,148         | 22,563                      | \$485,600                          |

**Number of furbearer pelts exported from New Brunswick, change from the 2016-2017 exports,  
and auction center destination for 2017-2018  
(sorted by total pelts exported for 2017/18)**

| SPECIES            | TOTAL PELT EXPORTS |               | PERCENT<br>CHANGE FROM<br>2016-2017 | NORTH AMERICAN<br>FUR AUCTION 2017-<br>2018 | FUR HARVESTER'S<br>AUCTION INC.<br>2017-2018 | Other<br>Exporters<br>2017-2018 |
|--------------------|--------------------|---------------|-------------------------------------|---|--|---------------------------------|
|                    | 2016-2017*         | 2017-2018*    |                                     |   |  |                                 |
| MUSKRAT            | 13,218             | 10,031        | -24%                                | 6,283                                       | 3,466  | 282                             |
| BEAVER             | 5,108              | 4,752         | -7%                                 | 2,320                                       | 2,011  | 421                             |
| COYOTE             | 1,652              | 2,258         | 37%                                 | 1,217                                       | 806  | 235                             |
| RED FOX            | 967                | 1,163         | 20%                                 | 645   | 444  | 74                              |
| MARTEN             | 1,176              | 1,026         | -13%                                | 523   | 457  | 46                              |
| RACCOON            | 609                | 1,024         | 68%                                 | 564   | 434  | 26                              |
| FISHER             | 405                | 485           | 20%                                 | 251   | 170  | 64                              |
| WEASEL             | 651                | 475           | -27%                                | 221   | 216  | 38                              |
| MINK               | 508                | 442           | -13%                                | 226   | 199  | 17                              |
| OTTER              | 257                | 377           | 47%                                 | 198   | 156  | 23                              |
| BOBCAT             | 219                | 270           | 23%                                 | 159   | 111  | 0                               |
| SQUIRREL           | 176                | 233           | 32%                                 | 150   | 76   | 7                               |
| SKUNK              | 7                  | 27            | 286%                                | 11  | 16   | 0                               |
| <b>TOTAL PELTS</b> | <b>24,953</b>      | <b>22,563</b> | <b>-10%</b>                         | <b>12,768</b>                               | <b>8,562</b>                                 | <b>1,233</b>                    |

- The auction centers shown here account for most but not all New Brunswick's fur exports.

**Approximate Value of Fur Exported from New Brunswick, 2016-2017 and 2017-2018**  
(sorted by average value per pelt for 2017/18)

| SPECIES<br>(last year's rank by individual pelt \$ value) | No. EXPORTED  |               | VALUE PER PELT <sup>a</sup>                |                | TOTAL ESTIMATED VALUE<br>2017-2018<br>(ranked by collective \$ value) |
|---|---------------|---------------|--|----------------|---|
|   | 2016-2017     | 2017-2018     | 2016-2017                                  | 2017-2018      |   |
| <b>COYOTE (2)</b>   | <b>1,652</b>  | <b>2,258</b>  | <b>\$56.02</b>                             | <b>\$76.15</b> | <b>\$171,953.87 (1)</b>   |
| <b>BOBCAT (1)</b>   | <b>219</b>    | <b>270</b>    | <b>\$75.23</b>                             | <b>\$75.29</b> | <b>\$20,327.00 (7)</b>  |
| <b>FISHER (3)</b>   | <b>405</b>    | <b>485</b>    | <b>\$55.07</b>                             | <b>\$60.75</b> | <b>\$29,463.71 (6)</b>  |
| <b>MARTEN (4)</b>   | <b>1,176</b>  | <b>1,026</b>  | <b>\$49.56</b>                             | <b>\$42.14</b> | <b>\$43,239.85 (4)</b>  |
| <b>OTTER (5)</b>  | <b>257</b>    | <b>377</b>    | <b>\$32.25</b>                             | <b>\$36.32</b> | <b>\$13,693.75 (8)</b>  |
| <b>RED FOX (6)</b>  | <b>967</b>    | <b>1,163</b>  | <b>\$24.15</b>                             | <b>\$27.64</b> | <b>\$32,364.68 (5)</b>  |
| <b>BEAVER (7)</b>   | <b>5,108</b>  | <b>4,752</b>  | <b>\$14.96</b>                             | <b>\$18.26</b> | <b>\$86,758.84 (2)</b>  |
| <b>MINK (8)</b>   | <b>508</b>    | <b>442</b>    | <b>\$12.22</b>                             | <b>\$11.90</b> | <b>\$5,260.59 (10)</b>  |
| <b>RACCOON (10)</b>                                       | <b>609</b>    | <b>1,024</b>  | <b>\$7.06</b>                              | <b>\$8.27</b>  | <b>\$8,470.41 (9)</b>   |
| <b>SKUNK (9)</b>  | <b>7</b>      | <b>27</b>     | <b>\$9.34</b>                              | <b>\$7.71</b>  | <b>\$208.04 (12)</b>  |
| <b>MUSKRAT (11)</b>                                       | <b>13,218</b> | <b>10,031</b> | <b>\$3.95</b>                              | <b>\$4.40</b>  | <b>\$44,164.78 (3)</b>  |
| <b>WEASEL (12)</b>  | <b>651</b>    | <b>475</b>    | <b>\$3.00</b>                              | <b>\$4.35</b>  | <b>\$2,066.58 (11)</b>  |
| <b>SQUIRREL (13)</b>                                      | <b>176</b>    | <b>233</b>    | <b>\$0.51</b>                              | <b>\$0.37</b>  | <b>\$86.36 (13)</b>   |
| <b>TOTAL</b>  | <b>24,953</b> | <b>22,563</b> | <b>Total fur harvest value 2017-2018 ➡</b> |                | <b>\$458,058.46</b>   |

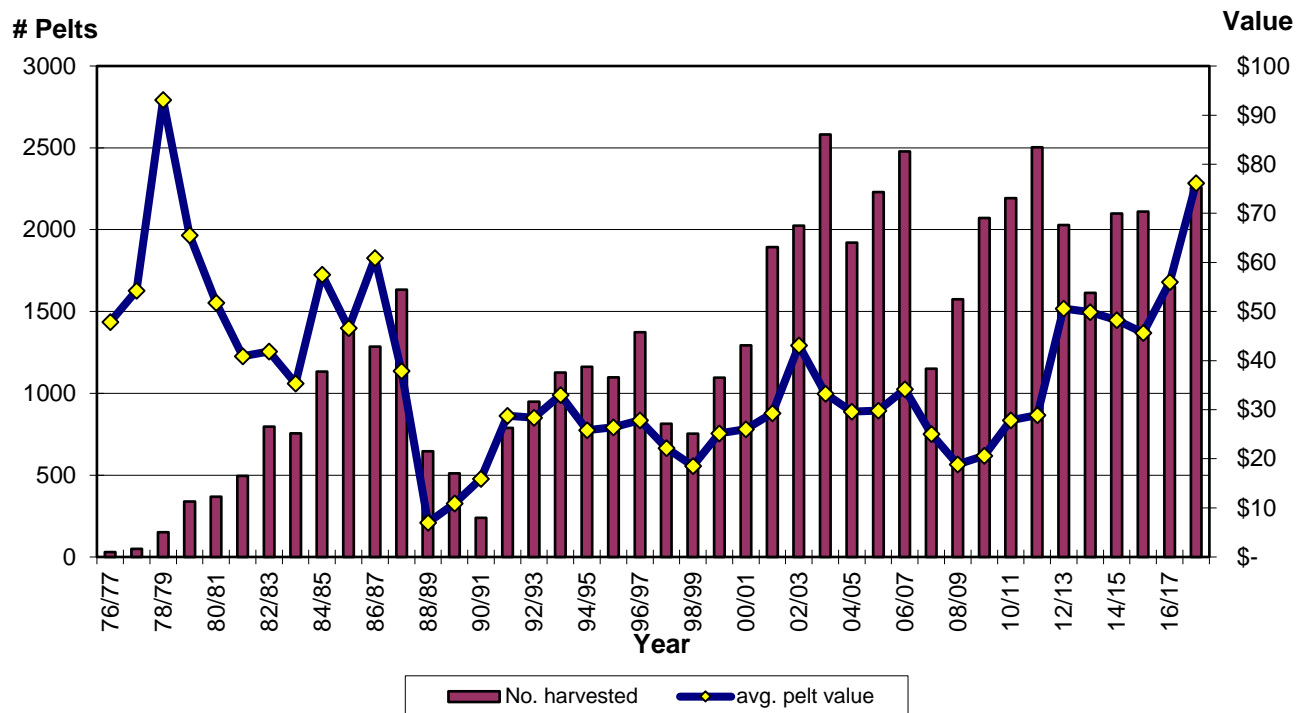
Castoreum sold for an average \$4.60 per ounce x 5991 ounces = \$27,542.00

Although black bears are not classified as furbearers, 31 black bear hides were exported from New Brunswick

Sales of black bear hides at the auction houses averaged \$150.03 in 2017/2018

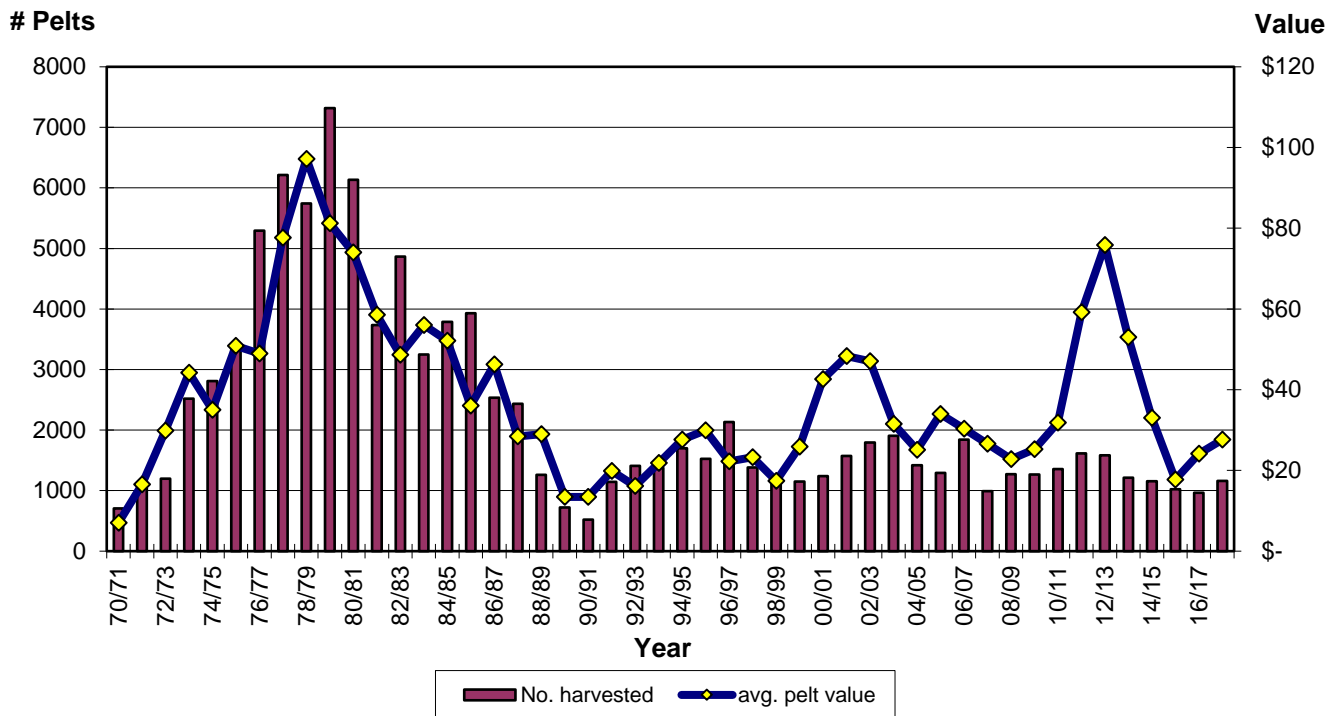
<sup>a</sup> Pelt value was determined from the combined, weighted average prices of North American Fur Auctions (NAFA) and Fur Harvester's Auction Inc.

### COYOTE PELT EXPORTS AND PELT VALUES NEW BRUNSWICK 1976/77 - 2017/18



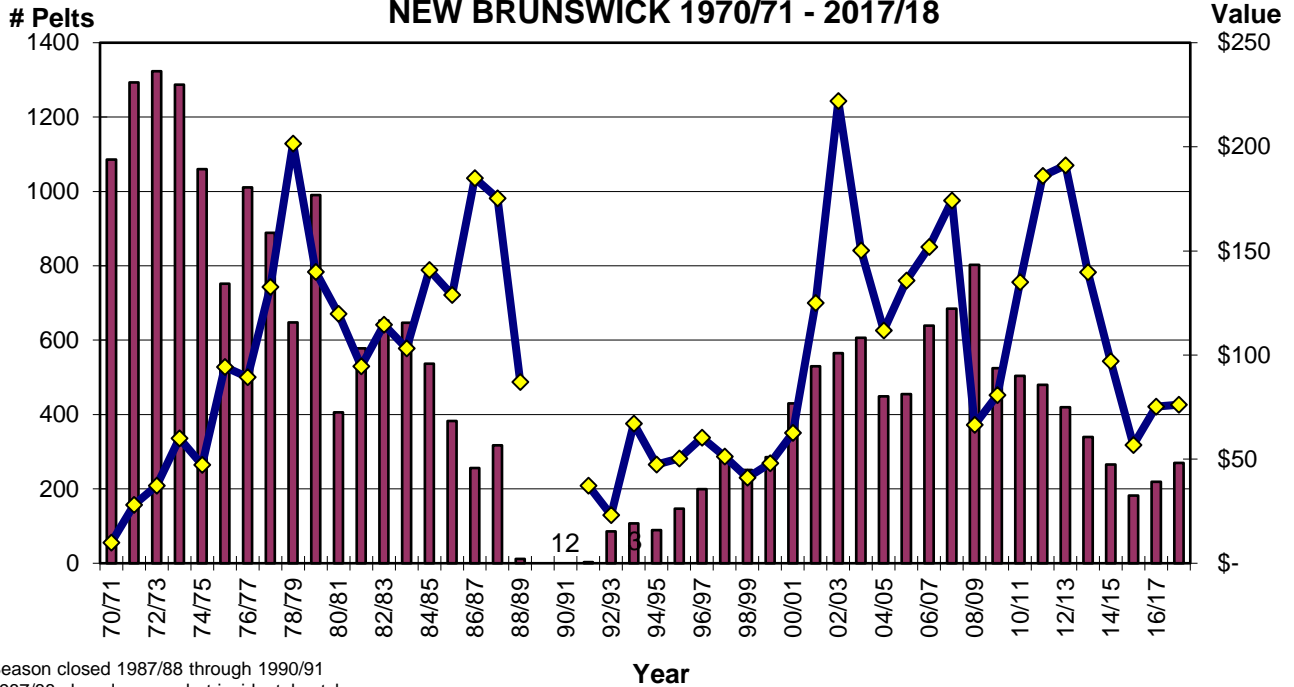
\* first season in 1976

### RED FOX PELT EXPORTS AND PELT VALUES NEW BRUNSWICK 1970/71 - 2017/18





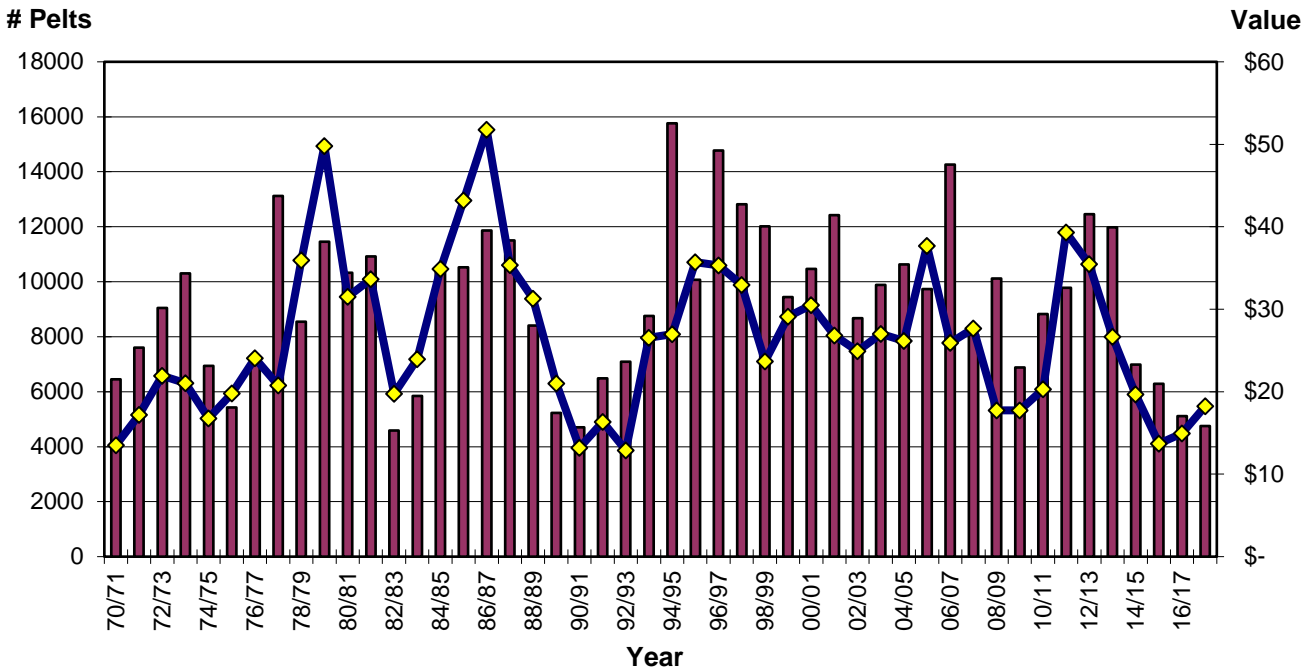
### BOBCAT PELT EXPORTS AND PELT VALUES NEW BRUNSWICK 1970/71 - 2017/18



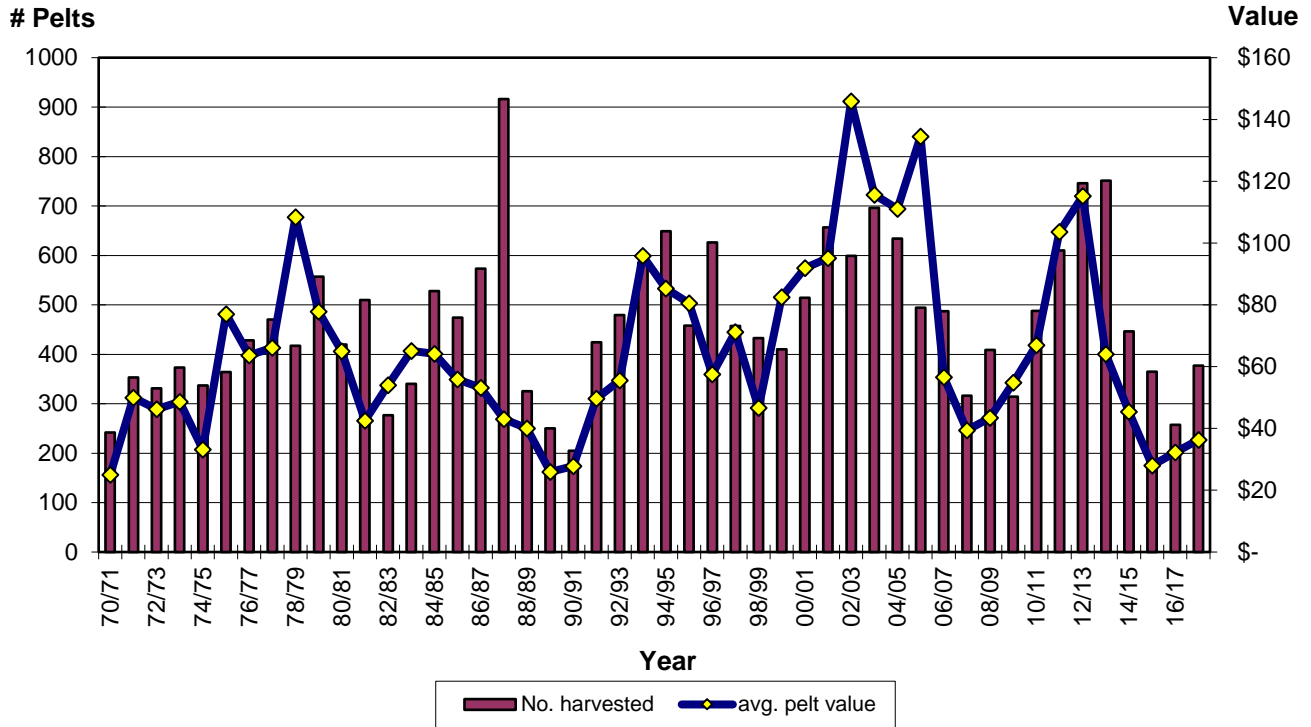
Season closed 1987/88 through 1990/91  
 1987/88 closed season but incidental catch could be sold  
 1988/89 season 12 animals turned in  
 1991/92 season 3 animals exported  
 Quota implemented in 1996/97

■ No. harvested    ◆ avg. pelt value

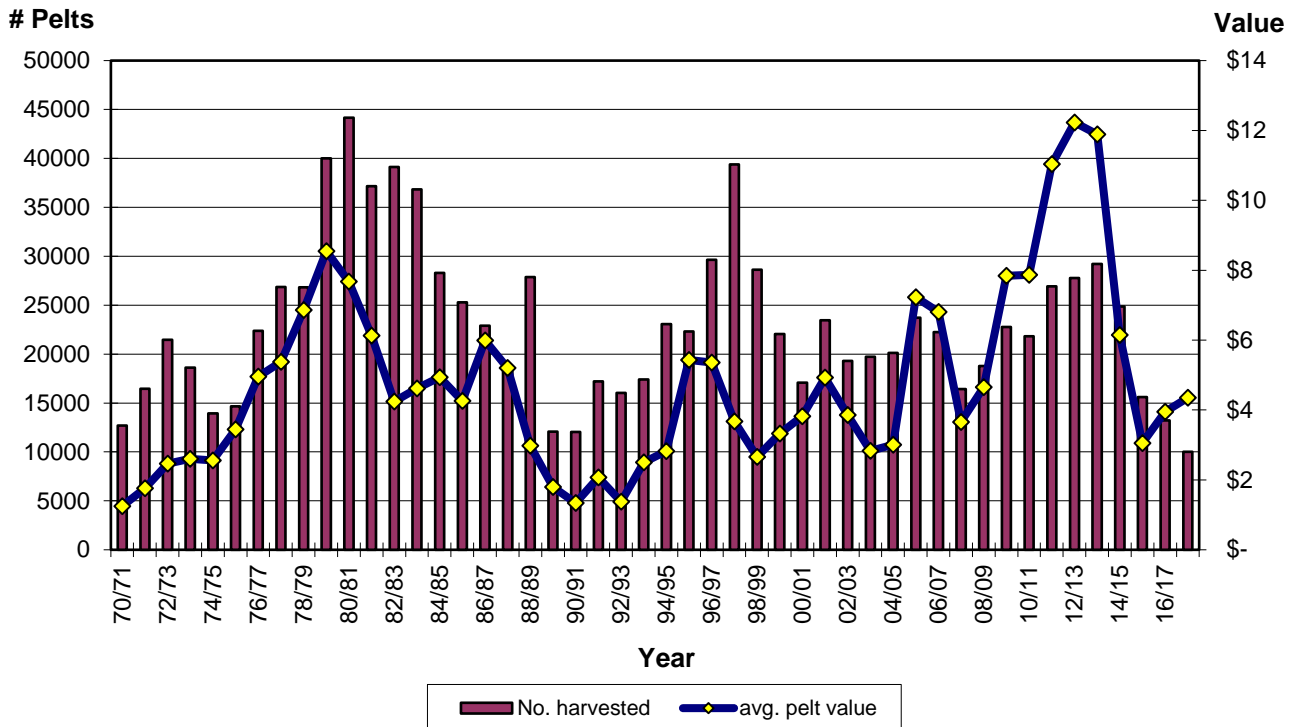
### BEAVER PELT EXPORTS AND PELT VALUES NEW BRUNSWICK 1970/71 - 2017/18



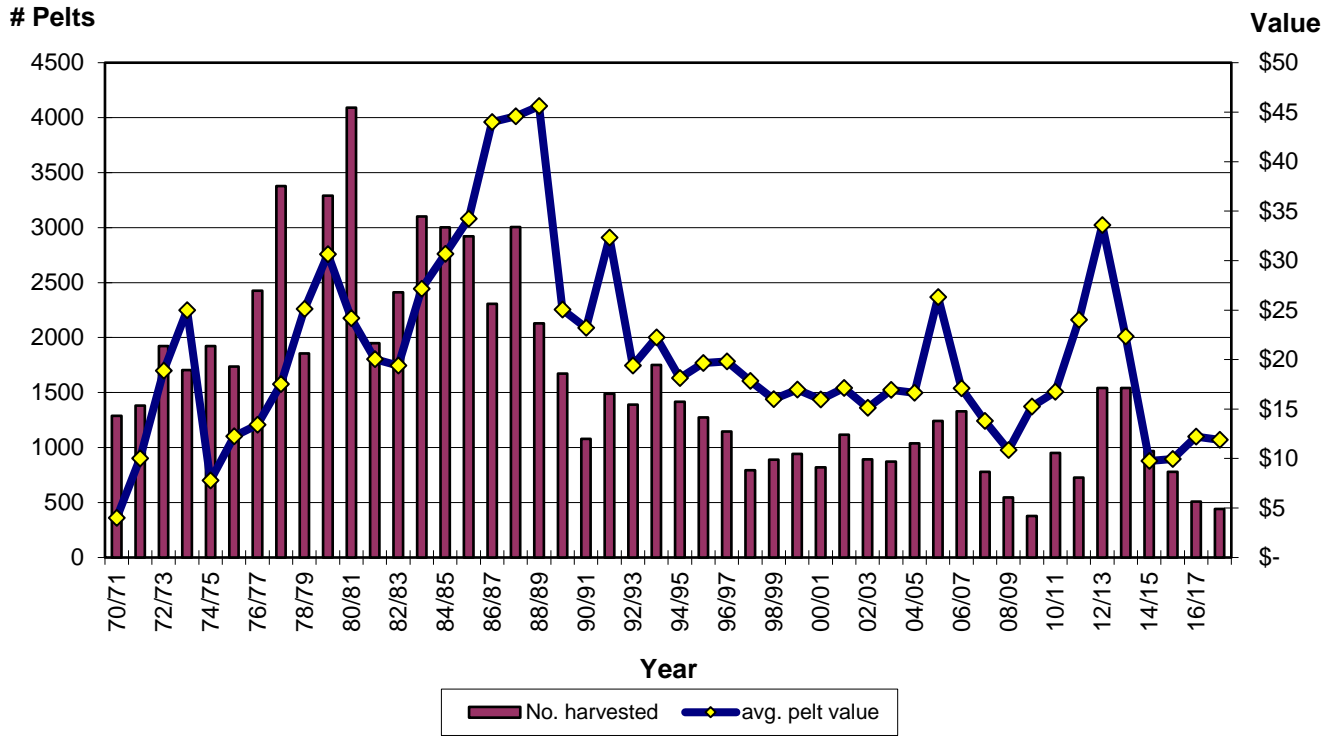
### OTTER PELT EXPORTS AND PELT VALUES NEW BRUNSWICK 1970/71 - 2017/18



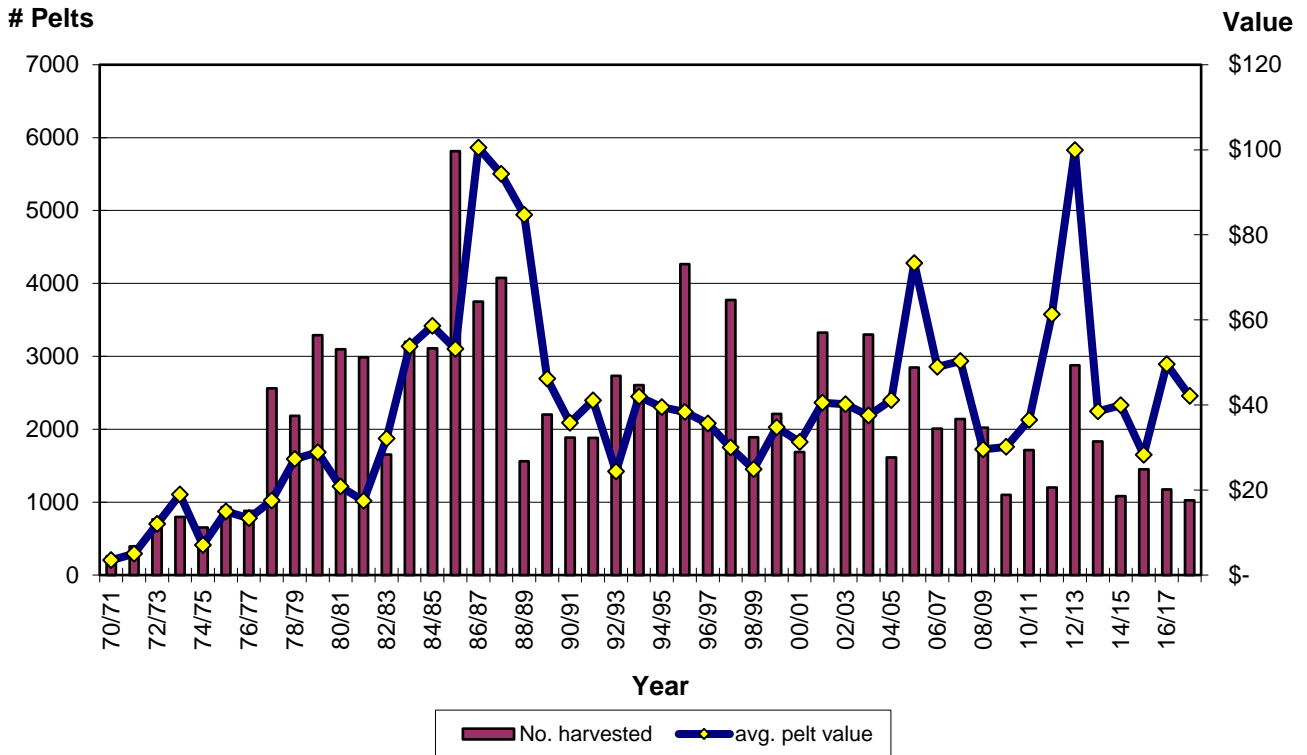
### MUSKRAT PELT EXPORTS AND PELT VALUES NEW BRUNSWICK 1970/71 - 2017/18



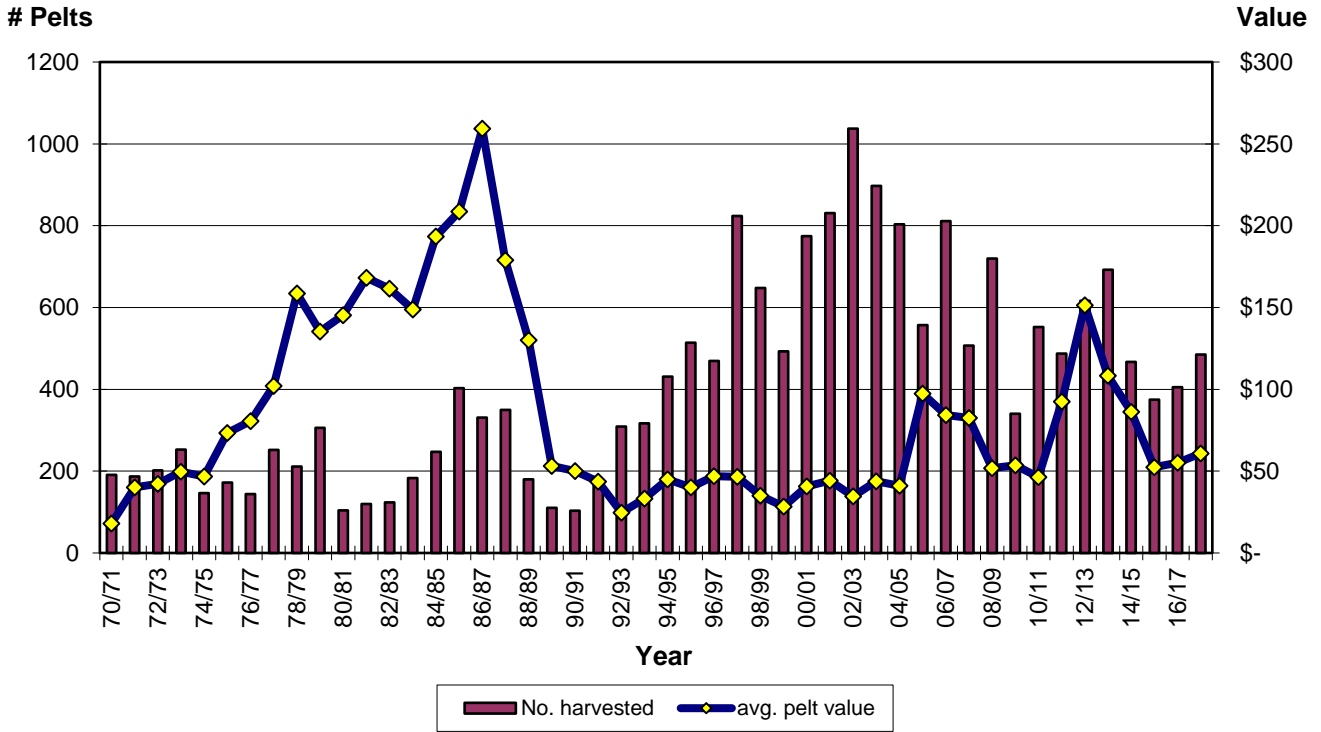
### MINK PELT EXPORTS AND PELT VALUES NEW BRUNSWICK 1970/71 - 2017/18



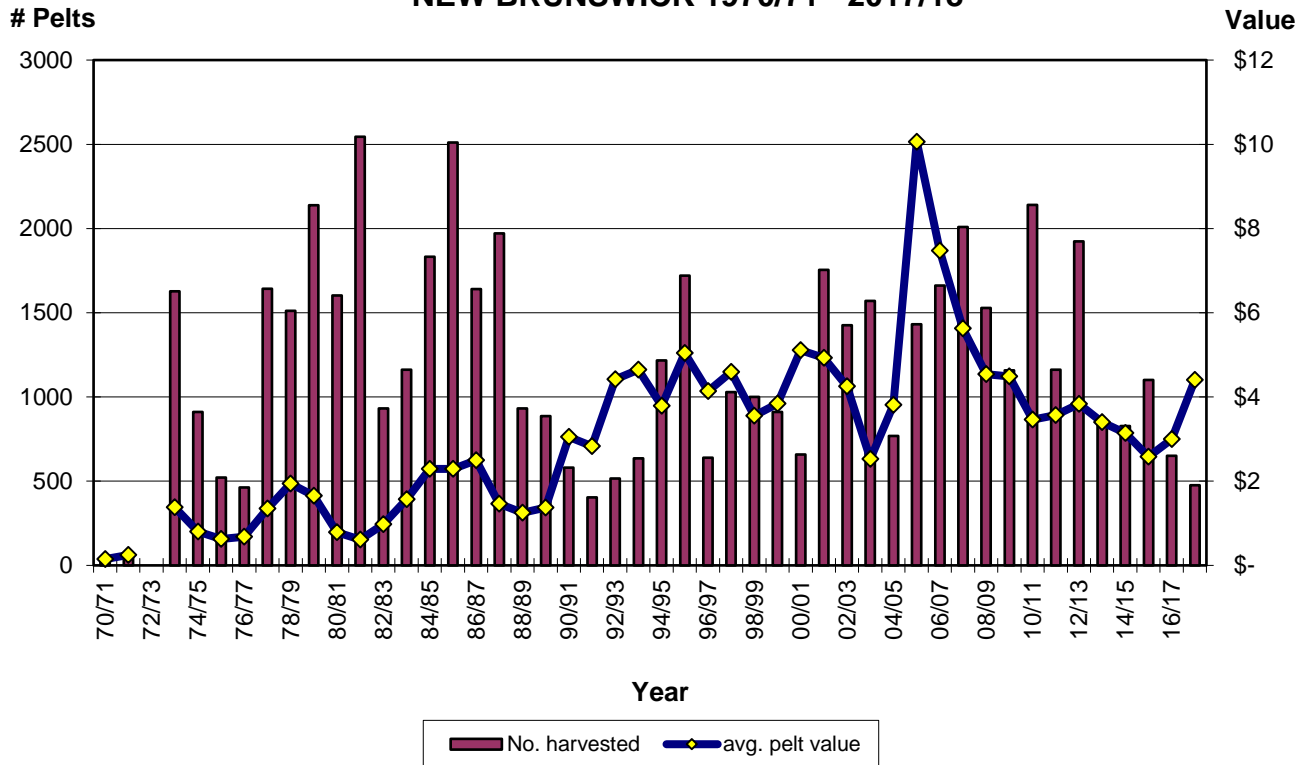
### MARTEN PELT EXPORTS AND PELT VALUES NEW BRUNSWICK 1970/71 - 2017/18



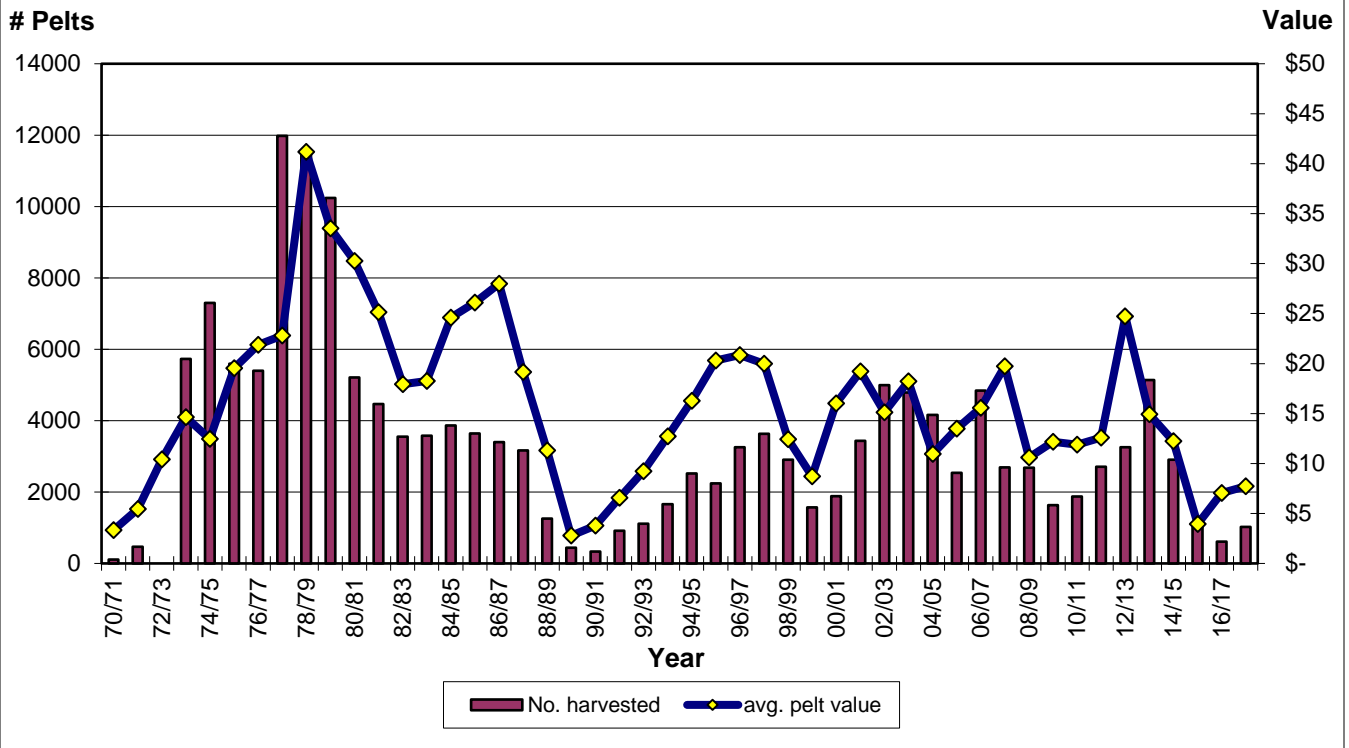
### FISHER PELT EXPORTS AND PELT VALUES NEW BRUNSWICK 1970/71 - 2017/18



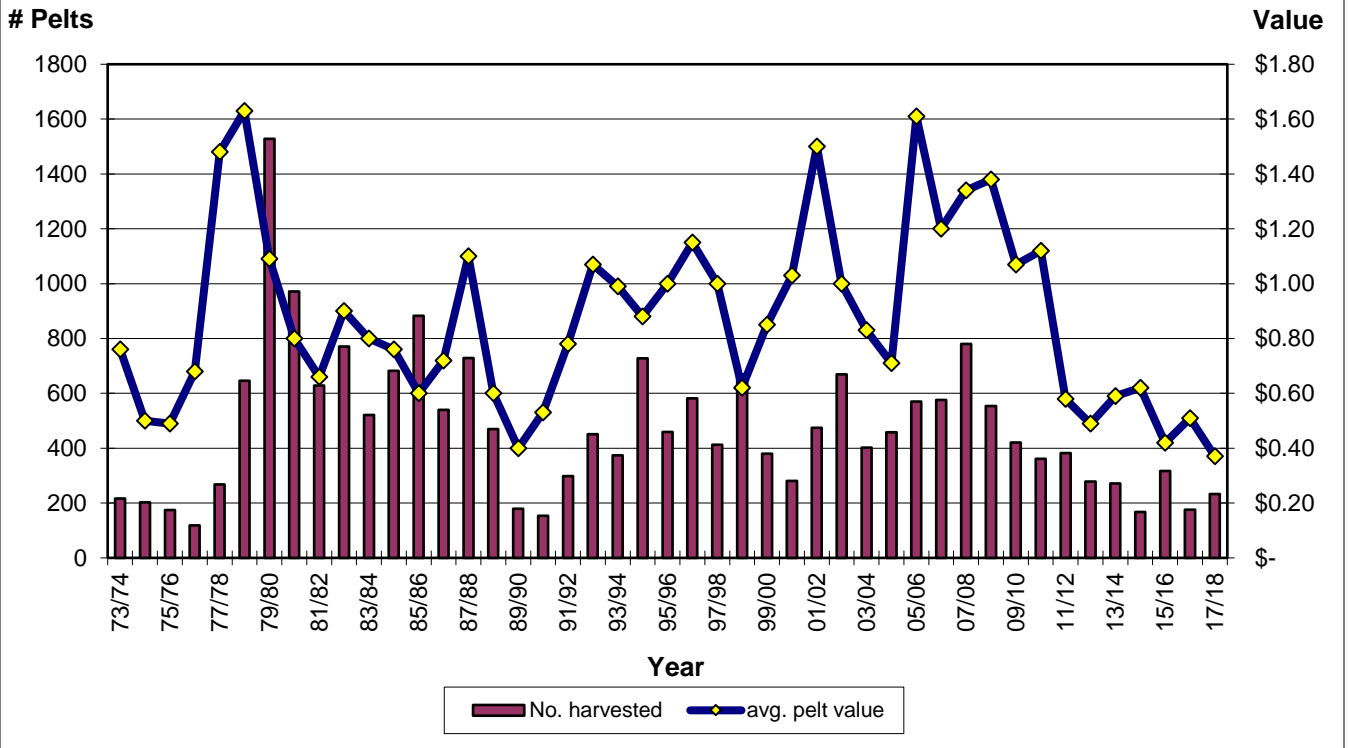
### WEASEL PELT EXPORTS AND PELT VALUES NEW BRUNSWICK 1970/71 - 2017/18



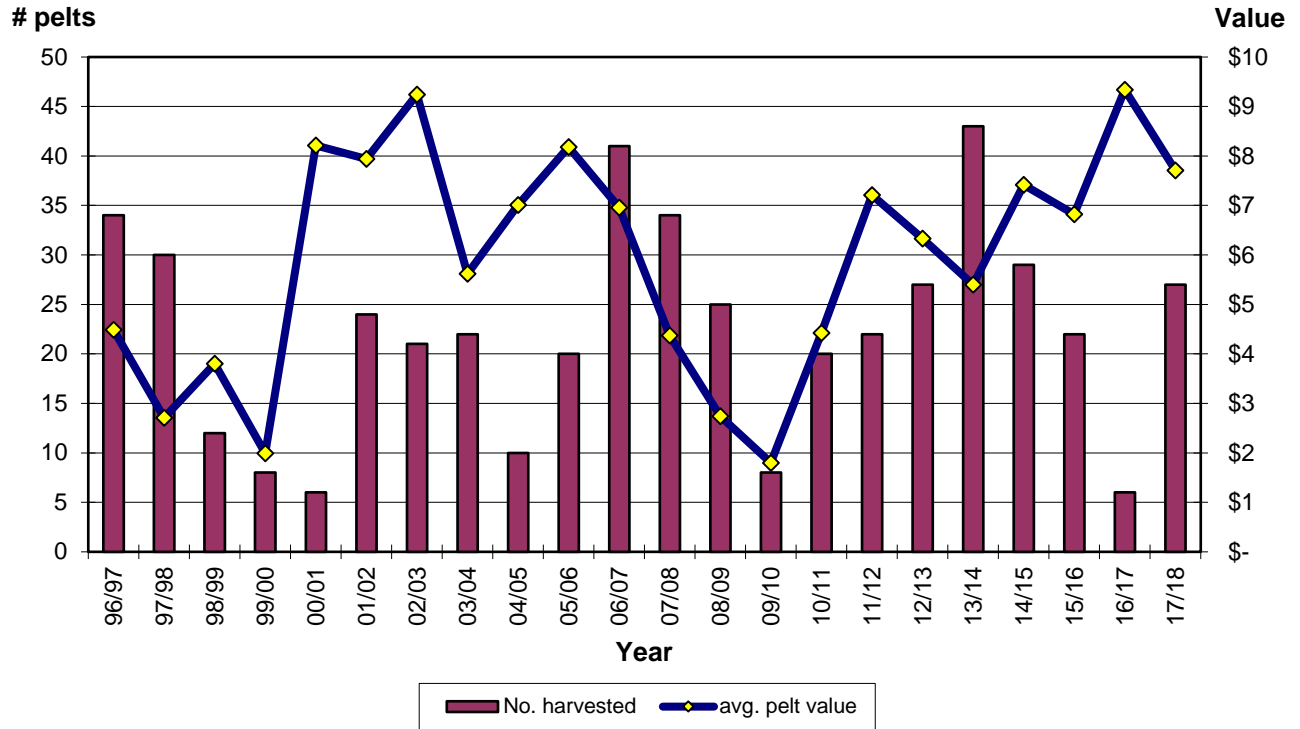
### RACCOON PELT EXPORTS AND PELT VALUES NEW BRUNSWICK 1970/71 - 2017/18



### SQUIRREL PELT EXPORTS AND PELT VALUES NEW BRUNSWICK 1973/74 - 2017/18



### SKUNK PELT EXPORTS AND PELT VALUES NEW BRUNSWICK 1996/97 - 2017/18



**Bobcat, Otter, Marten and Fisher Harvest by Wildlife Management Zone 2016/17  
and 2017/18**

| WMZ          | OTTER      |            | MARTEN      |            | BOBCAT     |            | FISHER      |            |
|--------------|------------|------------|-------------|------------|------------|------------|-------------|------------|
|              | 2016/2017  | 2017/2018  | 2016/2017   | 2017/2018  | 2016/2017  | 2017/2018  | 2016/2017   | 2017/2018  |
| 1            | 0          | 1          | 6           | 5          | 0          | 0          | n/a         | 23         |
| 2            | 5          | 12         | 52          | 31         | 0          | 0          | n/a         | 34         |
| 3            | 7          | 2          | 85          | 56         | 0          | 0          | n/a         | 20         |
| 4            | 11         | 12         | 139         | 85         | 0          | 0          | n/a         | 30         |
| 5            | 14         | 20         | 180         | 81         | 0          | 0          | n/a         | 26         |
| 6            | 7          | 4          | 74          | 57         | 0          | 0          | n/a         | 39         |
| 7            | 18         | 11         | 92          | 42         | 0          | 0          | n/a         | 20         |
| 8            | 21         | 21         | 139         | 138        | 0          | 1          | n/a         | 28         |
| 9            | 3          | 3          | 29          | 21         | 0          | 0          | n/a         | 0          |
| 10           | 7          | 20         | 22          | 15         | 1          | 5          | n/a         | 42         |
| 11           | 6          | 15         | 31          | 25         | 5          | 1          | n/a         | 14         |
| 12           | 4          | 17         | 97          | 69         | 5          | 1          | n/a         | 11         |
| 13           | 4          | 8          | 60          | 56         | 16         | 19         | n/a         | 6          |
| 14           | 12         | 3          | 5           | 1          | 9          | 7          | n/a         | 3          |
| 15           | 10         | 9          | 39          | 69         | 19         | 12         | n/a         | 21         |
| 16           | 7          | 29         | 65          | 87         | 15         | 28         | n/a         | 50         |
| 17           | 5          | 12         | 20          | 12         | 5          | 7          | n/a         | 17         |
| 18           | 23         | 7          | 0           | 0          | 20         | 12         | n/a         | 9          |
| 19           | 17         | 4          | 0           | 0          | 6          | 12         | n/a         | 0          |
| 20           | 22         | 45         | 51          | 58         | 31         | 44         | n/a         | 13         |
| 21           | 10         | 38         | 0           | 0          | 6          | 26         | n/a         | 5          |
| 22           | 11         | 12         | 0           | 0          | 18         | 30         | n/a         | 2          |
| 23           | 9          | 13         | 0           | 0          | 25         | 36         | n/a         | 4          |
| 24           | 1          | 11         | 0           | 0          | 11         | 11         | n/a         | 5          |
| 25           | 6          | 21         | 0           | 0          | 14         | 20         | n/a         | 1          |
| 27           | 0          | 1          | 0           | 0          | 0          | 0          | n/a         | 0          |
| Unk          | 23         | 19         | 86          | 66         | 19         | 14         | n/a         | 39         |
| <b>Total</b> | <b>263</b> | <b>370</b> | <b>1272</b> | <b>974</b> | <b>225</b> | <b>286</b> | <b>405*</b> | <b>462</b> |

\*there were 405 fisher pelts exported from New Brunswick during the 2016/17 fur harvesting season

## TENTATIVE 2018-2019 FUR HARVESTING SEASONS

| Zones                 | Species               | Season  | Open    | Close   |
|-----------------------|-----------------------|---|---------|---------|
| 1 to 27               | Rabbit <sup>1</sup>   | Hunting, Snaring                                | Oct. 1  | Feb. 28 |
|                       | Squirrel              | Hunting   | Oct. 1  | Feb. 28 |
|                       |                       | Trapping  | Oct. 27 | Feb. 28 |
|                       | Raccoon               | Hunting with hounds                             | Aug. 6  | Dec. 31 |
|                       |                       | Hunting, Trapping (Restraint only) <sup>2</sup> | Oct. 1  | Dec. 31 |
|                       |                       | Trapping  | Oct. 27 | Dec. 31 |
|                       | Weasel                | Trapping  | Oct. 27 | Feb. 28 |
|                       | Skunk                 | Hunting   | Oct. 1  | Dec. 31 |
| Spring Muskrat        | Trapping              | Mar. 23   | May 15  |         |
| 1 to 26               | Coyote, Fox           | Hunting, Trapping                               | Oct. 1  | Feb. 28 |
|                       |                       | Snaring   | Nov. 17 | Feb. 28 |
| 1 to 25 <sup>3</sup>  | Bobcat <sup>4</sup>   | Trapping, Snaring, Hunting                      | Nov. 17 | Feb. 28 |
| 1 to 13, 15 to 17, 20 | Marten, Fisher, Skunk | Trapping  | Nov. 24 | Dec. 8  |
| 14, 18, 19, 21 to 27  | Fisher, Skunk         | Trapping  | Nov. 24 | Dec. 15 |
| 1 to 12               | Otter                 | Trapping, Snaring                               | Oct. 20 | Jan. 31 |
|                       | Beaver                | Trapping  | Oct. 20 | Jan. 31 |
|                       |                       | Snaring   | Oct. 20 | Feb. 28 |
|                       | Muskrat (fall), Mink  | Trapping  | Oct. 20 | Feb. 28 |
| 13 to 27              | Otter                 | Trapping, Snaring                               | Nov. 3  | Jan. 31 |
|                       | Beaver                | Trapping  | Nov. 3  | Jan. 31 |
|                       |                       | Snaring   | Nov. 3  | Feb. 28 |
|                       | Muskrat (fall), Mink  | Trapping  | Nov. 3  | Feb. 28 |

- 1 When hunting snowshoe hare (rabbit) under a Fur Harvester's License, the bag limit is 10 daily, 20 in possession (there is no limit when trapping or snaring)
- 2 It is illegal to use killing traps for raccoons prior to October 27<sup>th</sup>
- 3 No quota issued for bobcat harvest in Zones 1-6, 9, 26 and 27
- 4 It is illegal to use killing traps (i.e. body-gripping traps) for bobcat after December 31<sup>st</sup>



## TENATIVE 2019-2020 FUR HARVESTING SEASONS

| Zones                 | Species               | Season  | Open    | Close   |
|-----------------------|-----------------------|---|---------|---------|
| 1 to 27               | Rabbit <sup>1</sup>   | Hunting, Snaring                                | Oct. 1  | Feb. 29 |
|                       | Squirrel              | Hunting   | Oct. 1  | Feb. 29 |
|                       |                       | Trapping  | Oct. 26 | Feb. 29 |
|                       | Raccoon               | Hunting with hounds                             | Aug. 5  | Dec. 31 |
|                       |                       | Hunting, Trapping (Restraint only) <sup>2</sup> | Oct. 1  | Dec. 31 |
|                       |                       | Trapping  | Oct. 26 | Dec. 31 |
|                       | Weasel                | Trapping  | Oct. 26 | Feb. 29 |
| Skunk                 | Hunting               | Oct. 1  | Dec. 31 |         |
| Spring Muskrat        | Trapping              | Mar. 21   | May 15  |         |
| 1 to 26 <sup>3</sup>  | Coyote, Fox           | Hunting, Trapping                               | Oct. 1  | Feb. 29 |
|                       |                       | Snaring   | Nov. 16 | Feb. 29 |
| 1 to 25 <sup>4</sup>  | Bobcat <sup>5</sup>   | Trapping, Snaring, Hunting                      | Nov. 16 | Feb. 29 |
| 1 to 13, 15 to 17, 20 | Marten, Fisher, Skunk | Trapping  | Nov. 30 | Dec. 14 |
| 14, 18, 19, 21 to 27  | Fisher, Skunk         | Trapping  | Nov. 30 | Dec. 21 |
| 1 to 12               | Otter                 | Trapping, Snaring                               | Oct. 19 | Jan. 31 |
|                       | Beaver                | Trapping  | Oct. 19 | Jan. 31 |
|                       |                       | Snaring   | Oct. 21 | Feb. 29 |
| Muskrat (fall), Mink  | Trapping              | Oct. 19   | Jan. 31 |         |
| 13 to 27              | Otter                 | Trapping, Snaring                               | Nov. 2  | Jan. 31 |
|                       | Beaver                | Trapping  | Nov. 2  | Jan. 31 |
|                       |                       | Snaring   | Nov. 2  | Feb. 29 |
| Muskrat (fall), Mink  | Trapping              | Nov. 2  | Jan. 31 |         |

1 When hunting snowshoe hare (rabbit) under a Fur Harvester's License, the bag limit is 10 daily, 20 in possession (there is no limit when trapping or snaring)

2 It is illegal to use killing traps for raccoons prior to October 26<sup>th</sup>

3 Coyote and fox hunting, trapping and snaring are closed in Zone 27.

4 No quota issued for bobcat harvest in Zones 1-6, 9, 26 and 27

5 It is illegal to use killing traps (i.e. body-gripping traps) for bobcat after December 31<sup>st</sup>