

Week 6: Practice English at Home

Grades 6–8

Beginner (A1/A2) Level of English Language

This is Week 6. You can find Week 1 to Week 5 at www2.gnb.ca/content/gnb/en/departments/education/learning_at_home.html

Monday

Reading and Viewing



Read this story about “Birthdays”:



My birthday is tomorrow.

I will have a birthday party.

My family will come,



and one of my friends will, too.



We will play games, eat birthday cake, and hit a pinata.

I will get a present.

Everyone will sing Happy Birthday to me.

Birthday parties are so much fun.

I love my birthday!

Open your **New Words** notebook.



Draw two new boxes in the notebook.

Word:	
What it means:	In my language:
Picture:	Sentence:

Fill in the boxes with two new words from the story.

Writing and Representing



Use your **Learning English** notebook.



Write today’s date.

Write the title “Birthdays”.



Make a chart like this on your page:

Name	Birthday	Present

Write the names of your family.

Write their birthdays.

Write a present they would like.

Here is an example:

JUNE 8, 2020		
BIRTHDAYS		
NAME	BIRTHDAY	PRESENT
MILA (ME)	MAY 1, 2007	SNEAKERS
JOSE	JANUARY 10, 2009	BASKETBALL
LUIS (MI PAPA/ MY DAD)	MARCH 12, 1986	A TIE
MAYA (MI MAMA/ MY MOM)	SEPTEMBER 20, 1984	BOOKS

Speaking and Listening



Talk with your family in English.

Read them your birthday list.

Tell them all the birthdays:

My birthday is _____.

My mother’s birthday is _____.

(Talk about all the birthdays in your family)

Ask them if you chose good presents: “Do you like my ideas for presents?”

Tell them your favourite thing about birthdays: “My favourite thing about birthdays is _____.”




Reading and Viewing




Read this story about “Friends”:





My friends are fun.


I have friends at my school. 


I also have friends in other schools. 

Some of my friends live in other countries! 


We like to play music together. 

I play guitar. 

One of my friends plays drums. 

We also like to go biking. 

Friends make life better.

If you have Internet and a device , you can watch this short story here: youtu.be/Unj_o2bKZyg

Open your **New Words** notebook.



Draw two new boxes in the notebook.

Word:	
What it means:	In my language:
Picture:	Sentence:

Fill in the boxes with two new words from the story.

If you have Internet and a device , you can listen to a story called “Friends”: youtu.be/GxtKMer81r4

Writing and Representing




Use your **Learning English** notebook.



Write today’s date.

Write the title “Friends”.

Write a list of your friends. They can be friends from school. They can be friends who live in another country. Friends can be family, too!








Write about each friend.

Use these sentences to help you:

1. My friend’s name is ____.
2. I like them because ____.

Word Bank

a good listener	
kind	
funny	
likes the same things as me	
smart	



Speaking and Listening



Talk with your family in English.


Tell them about the story “Friends”.

Read them the sentences you wrote.

Ask them, “Who are your friends?”

Ask them, “Why are friends important?”

Tell them what you think: “I think friends are important because ____.”

If you have Internet and a device , you can also watch to this video about “Friends”: youtu.be/0ikb1zUoCul



Reading and Viewing



Watch ten minutes of television in English. The Weather Network is a good choice.



Listen for two new words.

Open your **New Words** notebook.



Draw two new boxes in the notebook.

Word:	
What it means:	In my language:
Picture:	Sentence:

Fill in the boxes with two new words.




Writing and Representing




Use your **Learning English** notebook.



Write today's date.

Draw a picture of something you saw  today.

You may have seen it on TV. 


You may have seen it in real life.



Write two sentences to explain it. You can write in English or another language.

Use these sentences to help you:

1. Today I saw _____.
2. It _____.




Speaking and Listening



Talk with your family in English.

Show them the picture you drew.

Tell them what it is: "This is a picture of _____. I saw this _____."

Tell them what you think happens next : "I think what happens next is that _____."

Tell them a question you have about it: "I wonder _____."



Reading and Viewing



Read this story called "I Like to Read":



I like to read.

I read to learn new things.



I can learn about robots.



I can learn about space.



I can learn about music.



I can learn about gardening.



I can also learn new words in English!

If you have Internet and a device , you can watch this short story here: youtu.be/MryLXSyVRcC

Open your **New Words** notebook.



Draw two new boxes in the notebook.

Word:	
What it means:	In my language:
Picture:	Sentence:

Fill in the boxes with two new words.

Writing and Representing



Use your **Learning English** notebook.



Write today's date.

Write the title "I Like to Read".

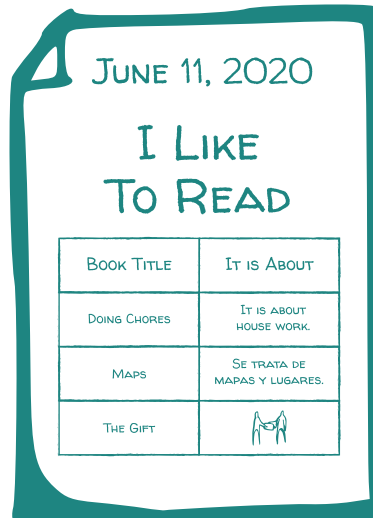
Make a chart like this on your page:

Book Title	It is About

Write the names of **three** books you know. They can be in English or another language.

Tell what the book is about:

- You can write in English.
- You can write in another language.
- You can draw a picture.



Speaking and Listening



Talk with your family in English.

Show your list of books.



Tell them about each book:

1. "The first book is called _____. It is about _____. I like it because _____."
2. "The second book is called _____. It is about _____. I like it because _____."
3. "The third book is called _____. It is about _____. I like it because _____."

Ask them about their favourite book: "What is your favourite book? Why do you like it?"



Thursday

Reading and Viewing



Read a book in any language. Read for **15 minutes**.

You can read a book that is in your home.

If you don't have a book, you can find one here: globalstorybooks.net



Read the book again to a family member.

Or,

Tell a family member about the book.

Open your **New Words** notebook.



Draw one new box in the notebook.

Word:	
What it means:	In my language:
Picture:	Sentence:

Fill in the box with the new word.

Writing and Representing



Use your **Learning English** notebook.



Write today's date.

Write the title of the book you read today.

Complete these sentences:

1. Today, I read _____.
2. This book is about _____.
3. I _____ the book. (Fill in **liked** or **didn't like**) because _____.

Draw a picture of something that happened in the book.



Speaking and Listening



Listen to one of your favourite songs.



Try to sing **with** the song.

Tell your family about this song in English:

Tell them how the song makes you feel: "This song makes me feel _____."

relaxed	
happy	
excited	
calm	



Friday