

Week 1: Practice English at Home

Grades 6-8

Beginner (A1/A2) Level of English Language

Reading and Viewing



1. Go to <https://www.uniteforliteracy.com>.
2. Search “Helping” to find the story “Helping My Mom” by Jean Ann Clyde.
3. Read the story.




Find a notebook. Write “**New Words**” on the cover.



Open the notebook. Draw a box that looks like this:

Word:	
What it means:	In my language:
Picture:	Sentence:

Find a new word in the book, “Helping My Mom.” Fill in the box. Here is an example:

Word: sweep	
What it means: Brush dirt off the floor	In my language: balayage
Picture: 	Sentence: I help my mom and dad sweep the floor.

Writing and Representing



Find a notebook. Write “**Learning English**” on the cover.



On the first page:

1. Write today’s date.
2. Write the title, “Helping My Mom.”
3. Complete these sentences:

Today, I read _____.

In this book, a girl helps her mom.

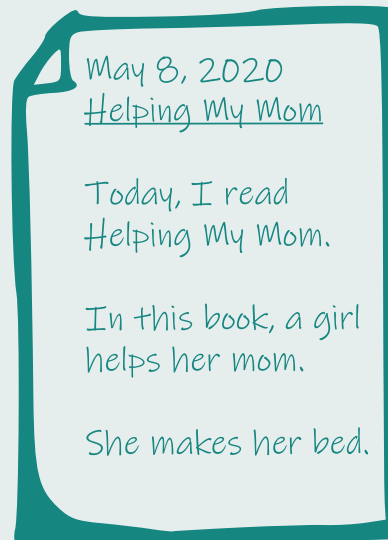
She _____.

She also _____.

I help at home, too.

I _____.

I also _____.



Speaking and Listening



Talk with your family in English.

- Talk about your day or week.
- Tell them about the story, “Helping My Mom.”



Monday

Reading and Viewing



Writing and Representing



Speaking and Listening



Look for things in your house that have words on them.



Put them in groups. Think about one thing that is the same about all the things in each group.



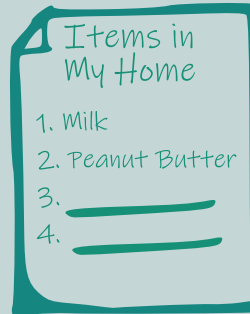
Use your **Learning English** notebook.



Write today's date.

Write the title, "Items in my Home."

Write a list of all the items you found in your home for the reading activity.



Choose one of the items. Write about it.

Complete these sentences:

I will write about _____.

It is used to _____.

I use it (or don't use) because _____.

It belongs to _____.

It has been in this house for _____ years.

Show your family the items you found in the reading activity.

Use this sentence to explain your groups:

"I put these items together because_____."

Ask your family:

"Can you think of other ways to put these items in groups?"

Tuesday

Reading and Viewing



Writing and Representing



Speaking and Listening



Wednesday

Watch a tv show or movie in English.
Listen for two new words.
Open your **New Words** notebook.



Draw two new boxes in your notebook.

Word:	
What it means:	In my language:
Picture:	Sentence:

Fill in the boxes with two new words.

Use your **Learning English** notebook.



Write today's date.

Write the title of the tv show or movie you watched today.

Draw a picture about the tv show or movie.

Write one sentence about your picture.



Talk with your family in English.

- Tell them about the tv show or movie you watched.
- Show them the picture you drew. Explain the picture.



Read for 15 minutes. Look for words that start with these letters: l, m, n

Use your **Learning English** notebook.



Write the date.

Divide your page in three like this:

L	M	N
---	---	---

Write the words you found.

Write two sentences about what you read. "Today, I read about _____. I learned _____."

Visit <http://visualprompts.weebly.com/middle-grades.html>. Find a picture.

Or, you can use this picture:



Use your **Learning English** notebook.

Write today's date.

Write three sentences about the picture you found. Tell what it is, why you chose it, and why it is interesting.

Complete these sentences if you need help:

1. I chose a picture of _____.
2. I chose it because _____.
3. It is interesting because _____.

Record yourself on a **device** (phone, iPad, computer).



On camera:

1. Explain the picture you chose. (I chose a picture of _____.)
2. Explain why you chose it. (I chose this picture because _____.)
3. Explain why it is interesting. (This picture is interesting because _____.)

Watch the video.

You can also tell your family about the picture.

Reading and Viewing



Writing and Representing



Speaking and Listening



Friday

Read a book in any language. Read for 15 minutes.

If you don't have a book, you can find one here: <https://globalstorybooks.net>

Read the book again to a family member.

Or, tell a family member about the book.

Open your **New Words** notebook.



Draw one new box in the notebook.

Word:	
What it means:	In my language:
Picture:	Sentence:

Fill in the box with the new word.

Use your **Learning English** notebook.



Write today's date.

Write the title of the book you read today.

Complete these sentences:

1. Today, I read _____.
2. This book is about _____.
3. I _____ the book. (Fill in **liked** or **didn't like**.)

Draw a picture of the book.

Listen to a song in English.



Try to sing **with** the song.

Tell your family about this song.

Tell them how the song made you feel.

