

Week 5: Practice English at Home

Grades 9–12

Beginner (A1/A2) Level of English Language

This is Week 5. You can find Week 1 to Week 4 at


www2.gnb.ca/content/gnb/en/departments/education/learning_at_home.html

Reading and Viewing



Read for 15 minutes.

You can read a book that is in your home or an article in the newspaper.

If you have Internet and a device , read two articles from News in Levels: www.newsinlevels.com.



Open your **New Words** notebook.



Draw three new boxes in the notebook.

Word:	
What it means:	In my language:
Picture:	Sentence:

Fill in the boxes with three new words from what you read.

Writing and Representing



Use your **Learning English** notebook.



Write today's date.

Write the title "Today's Reading".

Complete these sentences:

1. Today, I read _____.
2. It was about _____.
3. I learned that _____.
4. I also learned that _____.


For example:



Speaking and Listening



Practice speaking English with a family member or a friend.










Call someone on the phone. 

Tell them you are practicing your English: "I am practicing my English. Will you help me?"

Tell them what you did today: "Today, I _____. I also _____. I also _____."

Ask them what they did today: "What did you do today?"

Use these words and phrases to help you:

Ate breakfast	
Ate lunch	
Went for a walk	
Read	
Watched TV	
Listened to music	
Talked to a friend	
Cooked	
Baked	

Monday

Reading and Viewing



Read for fifteen minutes today. Look for words that start with B, R, and E.

Read a book that is in your home or an article in the newspaper.

Or, find a book online here:

globalstorybooks.net



Use your **Learning English** Notebook.



- Write today's date.
- Divide your page like this:

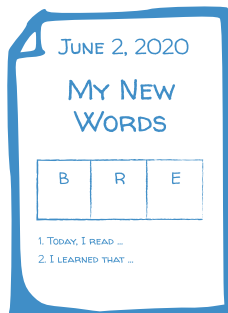
B	R	E
----------	----------	----------

- Write the words you found on the chart:

B bake	R red	E
------------------	-----------------	----------

- Write two sentences about what you read:

1. Today, I read _____.
2. I learned that _____.



Writing and Representing



Use your **Learning English** notebook.



Write today's date.

Write the title "Places I Want to Visit".

A place is somewhere you go:



Make a list of seven places in the world you want to visit.

Use the phrase: "I want to visit _____."

Tell us something about the place. You can write this part in English or another language.



If you have internet and a device , find information about each place.

Speaking and Listening



Talk with your family in English.

Read them your list of places you want to visit.

Ask them what place they want to visit: "What place do you want to visit?"

Listen to what they say. Do you have some of the same places?

If you have Internet and a device , watch this video about places:


youtu.be/5qsLBx06RbU



Reading and Viewing



Watch ten minutes of television in English. The Weather Network is a good choice.



Or, you can read it online:

www.theweathernetwork.com



Listen or look for two new words.


Open your **New Words** notebook.



Draw two new boxes in the notebook.

Word:	
What it means:	In my language:
Picture:	Sentence:

Fill in the boxes with two new words.



Writing and Representing



Use your **Learning English** notebook.



Write the title "The Weather".

Write six sentences about weather.

Use these sentences to help you:


1. The weather today is _____.
2. When it is _____, I like to _____.



Speaking and Listening



Talk with your family in English.

Read them your sentences about weather. 

Play a guessing game.

Act out one type of weather.



Your family will guess: "Is it snowing?"
"Is it sunny?"





Read these job descriptions:



TEACHER

• NEEDED •

Our school needs 2 teachers to help with classes from 9 a.m. to 3 p.m. Please call 555-7777 to apply.



BUS DRIVER

• NEEDED •

Our city needs a bus driver to drive a city bus Monday to Friday. Driver's license needed. Please apply online.


Read the job posts again.

Open your **New Words** notebook.



Draw two new boxes in the notebook.

Fill in the boxes with two new words.

If you have Internet and a device , you can also read these examples of job posts:

learnenglishteens.britishcouncil.org/skills/reading/elementary-a2-reading/finding-job.

Use your **Learning English** notebook.



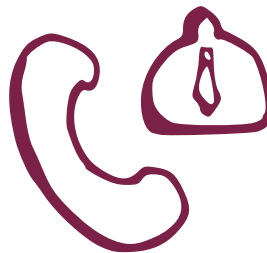
Write today's date.

Write the title "Jobs".

Write a letter to say you want one of the jobs. Your letter is a **job application**.

Use these sentences to help you:

1. Good morning. My name is ____.
2. I am ____ years old.
3. I saw your post looking for a _____ (teacher **or** bus driver).
4. I would like to have this job because _____.
5. Please call me about this job. My phone number is _____.
6. Thank you.




Talk with your family in English.

Tell a family member about the job descriptions for a teacher and a bus driver.



Say which job you think is the best: "The best job is _____. It is the best because _____."

Ask which job they think is the best: "Which job do you think is the best?"

If you have Internet and a device , watch this video about jobs:

youtu.be/O0wx_Q5zDnI



Reading and Viewing



Read a book in any language. Read for **15 minutes**.

You can read a book that is in your home.

Or, you can read and listen to “Big Storms” here:

www.uniteforliteracy.com/unite/earthandsky/book?BookId=1406.

Click the audio icon to hear the story:



Open your **New Words** notebook.



Draw two new boxes in the notebook.

Word:	
What it means:	In my language:
Picture:	Sentence:

Fill in the two boxes with the new words.

Writing and Representing



Use your **Learning English** notebook.



Write today's date.

Write the title of the book you read today.

Complete these sentences:

1. Today, I read _____.
2. This book is about _____.
3. I learned about _____.
4. I also learned about _____.

Draw a picture of something that happened in the book.



Speaking and Listening



Listen to one of your favourite songs.



Try to sing with the song.

Tell your family about this song in English:

- “This song is about _____.”
- It is by _____ (name of the singer or band).
- I like this song because _____.
- It makes me feel _____.
- My favourite part of the song is when _____.

sad	
happy	
excited	
lonely	
calm	

