

SCHOOL YEAR 2022-2023



Summary Statistics

Prepared by:
Policy & Planning Division
Department of Education and Early
Childhood Development

April 2023

New Brunswick
Nouveau Brunswick

Table of Contents

Summary	1
Number of Schools, Enrolment, Educators and Pupil/Educator Ratio, October 1 st , 2022 Table 1	3
<hr/>	
Schools	5
Schools by District and Level of Instruction, October 1 st , 2022 Table 2	7
Summary of Schools by Level and Language of Instruction, October 1 st , 2022 Table 3	7
<hr/>	
Enrolment	9
Enrolment by School District by Grade, October 1 st , 2022 Table 4	11
Enrolment by School District by Age, October 1 st , 2022 Table 6	12
Enrolment by Grade and Age, October 1 st , 2022 Table 7	13
Enrolment by School District and Language of Instruction, October 1 st , 2022 Table 8	14
Enrolment in French Immersion by School District by Grade, October 1 st , 2022 Table 9	15
<hr/>	
Classes	17
Number of Classes by School District and Grade: Kindergarten to Grade 8, October 1 st , 2022 Table 10	19
Number of French Immersion Classes by School District and Grade: Kindergarten to Grade 8, October 1 st , 2022 Table 10a	20
Number of English only Classes by School District and Grade: Kindergarten to Grade 8, October 1 st , 2022 Table 10b	21
Number of Combined Classes by School District and Grade Combination, October 1 st , 2022 Table 11	22
Number of French Immersion Combined Classes by School District and Grade Combination, October 1 st , 2022 Table 11a	23
Number of English only Combined Classes by School District and Grade Combination, October 1 st , 2022 Table 11b	24
Average Class Size by School District and Grade Level, October 1 st , 2022 Table 12	25

Educators, Professional and Non-Educational Support Staff.....	27
Full-Time Equivalent Educators by School District and Position, October 1 st , 2022 Table 13	29
Full-Time Equivalent Support Staff by Linguistic Sector and Position, October 1 st , 2022 Table 14	30
Graduates	31
Number of High School Graduates, School Year 2021-2022 Table 15	33
Selected Comparisons	37
Number of Schools by District and Year, September 30, 2010 to October 1 st , 2022 Table 16	39
Enrolment by School District and Year, September 30, 2012 to October 1 st , 2022 Table 17	40
Enrolment in French Immersion by School District and Year, September 30, 2012 to October 1 st , 2022 Table 17a	41
Enrolment by Grade and Year, September 30, 2004 to October 1 st , 2022 Table 18	42
Enrolment in French Immersion by Grade and Year, September 30, 2008 to October 1 st , 2022 Table 18a	45
Combined Classes by School District and Year, September 30, 2012 to October 1 st , 2022 Table 19	46
Educators and Pupil/Educator Ratio by School District and Year, September 30, 2015 to October 1 st , 2022 Table 20	47
Statistical Information by School	49
Enrolment and School Level Educators, October 1 st , 2022 Table 21	51
Enrolment by School by Grade, October 1 st , 2022 Table 22	60
Enrolment in French Immersion by School by Grade, October 1 st , 2022 Table 23	69
Dropouts.....	75
Dropouts and Enrolment by School District for Grades 7 - 12, September 30, 2020 to September 30, 2021 Table 24	77

Summary

Table 7. Effectiveness Index (EII) of Schools, 1990-91 to 2000-01

School	1990-91	1991-92	1992-93	1993-94	1994-95	1995-96	1996-97	1997-98	1998-99	1999-00	2000-01
1	1.1	1.2	1.3	1.4	1.5	1.6	1.7	1.8	1.9	2.0	2.1
2	1.2	1.3	1.4	1.5	1.6	1.7	1.8	1.9	2.0	2.1	2.2
3	1.3	1.4	1.5	1.6	1.7	1.8	1.9	2.0	2.1	2.2	2.3
4	1.4	1.5	1.6	1.7	1.8	1.9	2.0	2.1	2.2	2.3	2.4
5	1.5	1.6	1.7	1.8	1.9	2.0	2.1	2.2	2.3	2.4	2.5
6	1.6	1.7	1.8	1.9	2.0	2.1	2.2	2.3	2.4	2.5	2.6
7	1.7	1.8	1.9	2.0	2.1	2.2	2.3	2.4	2.5	2.6	2.7
8	1.8	1.9	2.0	2.1	2.2	2.3	2.4	2.5	2.6	2.7	2.8
9	1.9	2.0	2.1	2.2	2.3	2.4	2.5	2.6	2.7	2.8	2.9
10	2.0	2.1	2.2	2.3	2.4	2.5	2.6	2.7	2.8	2.9	3.0

Table 8. Enrollment by School District, Age and Grade, September 30, 2000

School District	Age	Grade	Enrollment
1	5-6	1	1,497
1	7-8	2	1,466
1	9-10	3	50.0
1	11-12	4	51.2
1	13-14	5	48.8
1	15-16	6	48.7
1	17-18	7	48.7
1	19-20	8	48.7
1	21-22	9	48.7
1	23-24	10	48.7
1	25-26	11	48.7
1	27-28	12	48.7
1	29-30	13	48.7
1	31-32	14	48.7
1	33-34	15	48.7
1	35-36	16	48.7
1	37-38	17	48.7
1	39-40	18	48.7
1	41-42	19	48.7
1	43-44	20	48.7
1	45-46	21	48.7
1	47-48	22	48.7
1	49-50	23	48.7
1	51-52	24	48.7
1	53-54	25	48.7
1	55-56	26	48.7
1	57-58	27	48.7
1	59-60	28	48.7
1	61-62	29	48.7
1	63-64	30	48.7
1	65-66	31	48.7
1	67-68	32	48.7
1	69-70	33	48.7
1	71-72	34	48.7
1	73-74	35	48.7
1	75-76	36	48.7
1	77-78	37	48.7
1	79-80	38	48.7
1	81-82	39	48.7
1	83-84	40	48.7
1	85-86	41	48.7
1	87-88	42	48.7
1	89-90	43	48.7
1	91-92	44	48.7
1	93-94	45	48.7
1	95-96	46	48.7
1	97-98	47	48.7
1	99-100	48	48.7

Table 9. Enrollment by School District, Age and Grade, September 30, 2000

School District	Age	Grade	Enrollment
1	5-6	1	3,290
1	7-8	2	3,387
1	9-10	3	51.8
1	11-12	4	51.9
1	13-14	5	3,231
1	15-16	6	2,656
1	17-18	7	48.7
1	19-20	8	48.7
1	21-22	9	48.7
1	23-24	10	48.7
1	25-26	11	48.7
1	27-28	12	48.7
1	29-30	13	48.7
1	31-32	14	48.7
1	33-34	15	48.7
1	35-36	16	48.7
1	37-38	17	48.7
1	39-40	18	48.7
1	41-42	19	48.7
1	43-44	20	48.7
1	45-46	21	48.7
1	47-48	22	48.7
1	49-50	23	48.7
1	51-52	24	48.7
1	53-54	25	48.7
1	55-56	26	48.7
1	57-58	27	48.7
1	59-60	28	48.7
1	61-62	29	48.7
1	63-64	30	48.7
1	65-66	31	48.7
1	67-68	32	48.7
1	69-70	33	48.7
1	71-72	34	48.7
1	73-74	35	48.7
1	75-76	36	48.7
1	77-78	37	48.7
1	79-80	38	48.7
1	81-82	39	48.7
1	83-84	40	48.7
1	85-86	41	48.7
1	87-88	42	48.7
1	89-90	43	48.7
1	91-92	44	48.7
1	93-94	45	48.7
1	95-96	46	48.7
1	97-98	47	48.7
1	99-100	48	48.7

**Table 1. Number of Schools, Enrolment, Educators and Pupil/Educator Ratio,
October 1st, 2022**

School District	Number of Schools	Pupil Enrolment	Educators¹	Pupil/Educator Ratio
Anglophone Districts				
Anglophone East School District	38	17,977	1,358.4	13.2
Anglophone North School District	29	7,722	718.0	10.8
Anglophone South School District	69	23,661	1,796.1	13.2
Anglophone West School District	70	23,708	1,839.0	12.9
Francophone Districts				
District scolaire francophone Nord-Est	34	8,707	728.2	12.0
District scolaire francophone Nord-Ouest	18	5,054	425.5	11.9
District scolaire francophone Sud	37	16,105	1,252.8	12.9
Anglophone	206	73,068	5,711.5	12.8
Francophone	89	29,866	2,406.5	12.4
Province	295	102,934	8,117.9	12.7

¹ Educators are employees who deliver educational and/or pupil personnel services in a professional capacity.
Excludes positions vacant on October 1st, 2022.

Schools

Table 7. Enrollment numbers under Federal of States, Page of 16 years, as of September 2002

Year	2000	2001	2002	2003	2004	2005	2006	2007	2008	2009	2010	2011	2012	2013	2014	2015	2016	2017	2018	2019	2020	
...

Table 8. Enrollment by School District, Age and Grade, September 30, 2002

School District	Age	Grade	Enrollment
...

3,290	3,387	3,417	3,484	2,793
51.6	51.8	51.9	51.3	51.3
3,182	3,231	2,656	48.7	48.7
48.2	48.1	48.7	1,497	1,466
1,210	51.2	51.2	52.1	50.0
1,379	1,468	1,153	47.9	50.0
4,914	4,950	4,003	8	4,914
51.9	51.3	51.2	3	51.9
4,561	4,699	3,803	609	4,561
48.7	48.7	48.7	48.7	48.7

Table 2. Schools by District and Level of Instruction, October 1st, 2022¹

School District	K-5	K-8	K-12	6-8	6-12	9-12	Total
Anglophone Districts							
Anglophone East School District	14	13	2	3	1	5	38
Anglophone North School District	9	9	1	3	2	5	29
Anglophone South School District	38	7	2	10	3	9	69
Anglophone West School District	32	10	6	9	5	8	70
Francophone Districts							
District scolaire francophone Nord-Est	4	21	1	2	-	6	34
District scolaire francophone Nord-Ouest	-	13	2	-	2	1	18
District scolaire francophone Sud	8	16	5	3	1	4	37
Anglophone	93	39	11	25	11	27	206
Francophone	12	50	8	5	3	11	89
Province	105	89	19	30	14	38	295

Table 3. Summary of Schools by Level and Language of Instruction, October 1st, 2022¹

Anglophone Districts			Francophone Districts	
Level	English	English and Immersion	Level	Schools
K-5	63	80	K-8	78
6-8	27	59		
9-12	14	35	9-12	22

¹ Please note that each school is counted only once in Table 2. However, in Table 3, a school can be counted in more than one category. For example: a school with grade level K-12 is counted three times in Table 3; once in the K-5 category, once in the 6-8 category, and once in the 9-12 category. That same K-12 school is only counted once in Table 2 in the K-12 category.

Enrolment

Table 7. Enrolment numbers under Federal Education, Page 14 of 14, as at 30 September 2002

Year	2000	2001	2002
Total	1,497	1,468	1,210
Primary	52.1	50.0	51.2
Secondary	1,379	1,468	1,158
Technical	47.9	50.0	48.8
University	8	4,914	4,950
Other	3	51.9	51.3
Private	609	4,561	4,699
Public	48.7	48.1	48.7

Table 8. Enrolment by School District, Age and Gender, September 30, 2002

School District	Age	Gender	Enrolment
Abbotsford	5-17	Male	1,178
Abbotsford	5-17	Female	47.6
Abbotsford	18-24	Male	4.4
Abbotsford	18-24	Female	50.0
Abbotsford	25-34	Male	4.076
Abbotsford	25-34	Female	51.6
Abbotsford	35-44	Male	52.1
Abbotsford	35-44	Female	1,178
Abbotsford	45-54	Male	47.6
Abbotsford	45-54	Female	4.4
Abbotsford	55-64	Male	4.076
Abbotsford	55-64	Female	51.6

Year	2000	2001	2002
Total	3,290	3,387	3,417
Primary	51.6	51.8	51.9
Secondary	3,182	3,231	2,656
Technical	48.2	48.1	48.7
University	1,497	1,466	1,210
Other	52.1	50.0	51.2
Private	1,379	1,468	1,158
Public	47.9	50.0	48.8
Enrolment	8	4,914	4,950
Enrolment	3	51.9	51.3
Enrolment	609	4,561	4,699
Enrolment	48.7	48.1	48.7

Table 4. Enrolment by School District by Grade, October 1st, 2022

School District	Total	Grade												Previous Graduates	
		K	1	2	3	4	5	6	7	8	9	10	11		12
Anglophone Districts															
Anglophone East School District	17,977	1,209	1,278	1,273	1,382	1,338	1,423	1,333	1,411	1,465	1,536	1,498	1,470	1,347	14
Anglophone North School District	7,722	490	495	514	555	531	526	542	543	541	699	776	768	736	6
Anglophone South School District	23,661	1,542	1,659	1,636	1,785	1,694	1,812	1,802	1,784	1,854	1,980	2,040	2,056	1,994	23
Anglophone West School District	23,708	1,637	1,640	1,686	1,817	1,779	1,747	1,827	1,905	1,882	1,961	1,912	1,961	1,932	22
Francophone Districts															
District scolaire francophone Nord-Est	8,707	604	613	576	677	622	660	676	707	714	768	695	732	657	6
District scolaire francophone Nord-Ouest	5,054	323	338	353	363	362	391	391	440	392	446	398	396	461	-
District scolaire francophone Sud	16,105	1,241	1,267	1,264	1,320	1,347	1,299	1,272	1,214	1,235	1,252	1,144	1,160	1,075	15
Anglophone	73,068	4,878	5,072	5,109	5,539	5,342	5,508	5,504	5,643	5,742	6,176	6,226	6,255	6,009	65
Francophone	29,866	2,168	2,218	2,193	2,360	2,331	2,350	2,339	2,361	2,341	2,466	2,237	2,288	2,193	21
Province	102,934	7,046	7,290	7,302	7,899	7,673	7,858	7,843	8,004	8,083	8,642	8,463	8,543	8,202	86

Table 6. Enrolment by School District by Age, October 1st, 2022

School District	Age as of October 1 st , 2022																		Total
	4 yrs & less	5	6	7	8	9	10	11	12	13	14	15	16	17	18	19	20	21 yrs & over	
Anglophone Districts																			
Anglophone East School District	272	1,209	1,245	1,301	1,382	1,353	1,437	1,339	1,412	1,455	1,429	1,445	1,361	1,141	162	26	6	2	17,977
Anglophone North School District	113	472	486	524	538	520	554	523	547	546	681	724	723	554	161	45	11	-	7,722
Anglophone South School District	343	1,490	1,672	1,691	1,750	1,700	1,800	1,772	1,791	1,939	1,869	1,975	1,886	1,511	307	82	44	39	23,661
Anglophone West School District	353	1,600	1,628	1,753	1,797	1,767	1,778	1,829	1,912	1,867	1,917	1,824	1,887	1,514	197	56	26	3	23,708
Francophone Districts																			
District scolaire francophone Nord-Est	142	588	606	599	662	621	648	696	718	719	732	676	673	546	61	16	3	1	8,707
District scolaire francophone Nord-Ouest	57	348	332	341	377	345	395	416	424	392	442	374	389	351	55	12	4	-	5,054
District scolaire francophone Sud	288	1,231	1,268	1,315	1,294	1,326	1,280	1,266	1,205	1,251	1,228	1,135	1,111	783	77	28	17	2	16,105
Anglophone	1,081	4,771	5,031	5,269	5,467	5,340	5,569	5,463	5,662	5,807	5,896	5,968	5,857	4,720	827	209	87	44	73,068
Francophone	487	2,167	2,206	2,255	2,333	2,292	2,323	2,378	2,347	2,362	2,402	2,185	2,173	1,680	193	56	24	3	29,866
Province	1,568	6,938	7,237	7,524	7,800	7,632	7,892	7,841	8,009	8,169	8,298	8,153	8,030	6,400	1,020	265	111	47	102,934

Table 7. Enrolment by Grade and Age, October 1st, 2022

Age on Oct. 1 st	Grade												Prev.		
	K	1	2	3	4	5	6	7	8	9	10	11	12	Grads	Total
4 yrs & less	1,568	-	-	-	-	-	-	-	-	-	-	-	-	-	1,568
5 yrs	5,421	1,517	-	-	-	-	-	-	-	-	-	-	-	-	6,938
6 yrs	56	5,679	1,501	1	-	-	-	-	-	-	-	-	-	-	7,237
7 yrs	1	92	5,714	1,717	-	-	-	-	-	-	-	-	-	-	7,524
8 yrs	-	2	86	6,062	1,649	1	-	-	-	-	-	-	-	-	7,800
9 yrs	-	-	1	116	5,894	1,621	-	-	-	-	-	-	-	-	7,632
10 yrs	-	-	-	3	129	6,087	1,673	-	-	-	-	-	-	-	7,892
11 yrs	-	-	-	-	1	145	6,044	1,649	2	-	-	-	-	-	7,841
12 yrs	-	-	-	-	-	4	125	6,164	1,713	3	-	-	-	-	8,009
13 yrs	-	-	-	-	-	-	1	186	6,198	1,781	3	-	-	-	8,169
14 yrs	-	-	-	-	-	-	-	5	167	6,417	1,704	5	-	-	8,298
15 yrs	-	-	-	-	-	-	-	-	3	402	6,162	1,581	5	-	8,153
16 yrs	-	-	-	-	-	-	-	-	-	34	517	5,990	1,489	-	8,030
17 yrs	-	-	-	-	-	-	-	-	-	4	61	743	5,582	10	6,400
18 yrs	-	-	-	-	-	-	-	-	-	1	11	149	815	44	1,020
19 yrs	-	-	-	-	-	-	-	-	-	-	5	39	204	17	265
20 yrs	-	-	-	-	-	-	-	-	-	-	-	19	80	12	111
21 yrs & over	-	-	-	-	-	-	-	-	-	-	-	17	27	3	47
Total	7,046	7,290	7,302	7,899	7,673	7,858	7,843	8,004	8,083	8,642	8,463	8,543	8,202	86	102,934

**Table 8. Enrolment by School District and Language of Instruction,
October 1st, 2022**

School District	English	French	French Immersion	Total
Anglophone Districts				
Anglophone East School District	10,185	-	7,792	17,977
Anglophone North School District	5,589	-	2,133	7,722
Anglophone South School District	16,358	-	7,303	23,661
Anglophone West School District	16,465	-	7,243	23,708
Francophone Districts				
District scolaire francophone Nord-Est	-	8,707	-	8,707
District scolaire francophone Nord-Ouest	-	5,054	-	5,054
District scolaire francophone Sud	-	16,105	-	16,105
Anglophone	48,597	-	24,471	73,068
Francophone	-	29,866	-	29,866
Province	48,597	29,866	24,471	102,934

Table 9. Enrolment in French Immersion by School District by Grade, October 1st, 2022

School District	Total	Grade											
		1	2	3	4	5	6	7	8	9	10	11	12
Anglophone Districts													
Anglophone East School District	7,792	703	642	618	583	577	738	745	765	686	643	549	543
Anglophone North School District	2,133	231	204	223	185	186	188	182	199	152	155	127	101
Anglophone South School District	7,303	460	488	486	444	452	695	752	793	758	696	687	592
Anglophone West School District	7,243	586	612	626	616	579	648	680	671	631	572	503	519
Total	24,471	1,980	1,946	1,953	1,828	1,794	2,269	2,359	2,428	2,227	2,066	1,866	1,755

Classes

Table 7. Enrollment numbers under Federal of States, Page of 44, as of 30 September 2002

Year	2000	2001	2002
Alabama	1,000	1,000	1,000
Alaska	1,000	1,000	1,000
Arizona	1,000	1,000	1,000
Arkansas	1,000	1,000	1,000
California	1,000	1,000	1,000
Colorado	1,000	1,000	1,000
Connecticut	1,000	1,000	1,000
Delaware	1,000	1,000	1,000
District of Columbia	1,000	1,000	1,000
Florida	1,000	1,000	1,000
Georgia	1,000	1,000	1,000
Hawaii	1,000	1,000	1,000
Idaho	1,000	1,000	1,000
Illinois	1,000	1,000	1,000
Indiana	1,000	1,000	1,000
Iowa	1,000	1,000	1,000
Kansas	1,000	1,000	1,000
Kentucky	1,000	1,000	1,000
Louisiana	1,000	1,000	1,000
Maine	1,000	1,000	1,000
Maryland	1,000	1,000	1,000
Massachusetts	1,000	1,000	1,000
Michigan	1,000	1,000	1,000
Minnesota	1,000	1,000	1,000
Mississippi	1,000	1,000	1,000
Missouri	1,000	1,000	1,000
Montana	1,000	1,000	1,000
Nebraska	1,000	1,000	1,000
Nevada	1,000	1,000	1,000
New Hampshire	1,000	1,000	1,000
New Jersey	1,000	1,000	1,000
New Mexico	1,000	1,000	1,000
New York	1,000	1,000	1,000
North Carolina	1,000	1,000	1,000
North Dakota	1,000	1,000	1,000
Ohio	1,000	1,000	1,000
Oklahoma	1,000	1,000	1,000
Oregon	1,000	1,000	1,000
Pennsylvania	1,000	1,000	1,000
Rhode Island	1,000	1,000	1,000
South Carolina	1,000	1,000	1,000
South Dakota	1,000	1,000	1,000
Tennessee	1,000	1,000	1,000
Texas	1,000	1,000	1,000
Utah	1,000	1,000	1,000
Vermont	1,000	1,000	1,000
Virginia	1,000	1,000	1,000
Washington	1,000	1,000	1,000
West Virginia	1,000	1,000	1,000
Wisconsin	1,000	1,000	1,000
Wyoming	1,000	1,000	1,000

Table 8. Enrollment by School District, Age and Grade, September 30, 2002

State	Age	Grade	Enrollment	
Alabama	3-5	1	1,000	
		2	1,000	
		3	1,000	
	6-8	1	1,000	
		2	1,000	
		3	1,000	
	9-12	1	1,000	
		2	1,000	
		3	1,000	
	Alaska	3-5	1	1,000
			2	1,000
			3	1,000
6-8		1	1,000	
		2	1,000	
		3	1,000	
9-12		1	1,000	
		2	1,000	
		3	1,000	

13	14	15	16	17	18
3,290	3,387	3,417	3,484	2,793	94
51.6	51.8	51.9	51.3	51.3	63
3,182	3,231	2,656	48.7	48.7	48
48.2	48.1	48.7	1,497	1,466	1,210
			52.1	50.0	51.2
			1,379	1,468	1,153
			47.9	50.0	48.8
			4,914	4,950	4,003
			51.9	51.3	51.2
			609	4,561	4,699
			48.7	48.1	48.7

Table 10. Number of Classes by School District and Grade: Kindergarten to Grade 8, October 1st, 2022

School District	Total	Grade									Combined Classes
		K	1	2	3	4	5	6	7	8	
Anglophone Districts											
Anglophone East School District	595	60	67	61	55	47	62	50	43	51	99
Anglophone North School District	250	27	21	23	18	13	18	18	14	18	80
Anglophone South School District	787	82	89	85	71	61	77	77	67	78	100
Anglophone West School District	806	89	88	88	78	63	70	72	67	82	109
Francophone Districts											
District scolaire francophone Nord-Est	315	40	36	36	29	27	27	28	29	33	30
District scolaire francophone Nord-Ouest	183	19	21	23	18	18	20	18	17	18	11
District scolaire francophone Sud	547	70	73	66	60	56	54	49	49	50	20
Anglophone	2,438	258	265	257	222	184	227	217	191	229	388
Francophone	1,045	129	130	125	107	101	101	95	95	101	61
Province	3,483	387	395	382	329	285	328	312	286	330	449

**Table 10a. Number of French Immersion Classes by School District and Grade:
Kindergarten to Grade 8, October 1st, 2022**

School District	Total	Grade									Combined Classes
		K	1	2	3	4	5	6	7	8	
Anglophone Districts											
Anglophone East School District	273	-	43	36	25	20	25	31	28	31	34
Anglophone North School District	84	-	14	10	7	5	7	5	5	8	23
Anglophone South School District	230	-	30	28	19	15	18	31	29	34	26
Anglophone West School District	288	-	35	35	31	22	23	40	37	43	22
Total	875	-	122	109	82	62	73	107	99	116	105

**Table 10b. Number of English only Classes by School District and Grade:
Kindergarten to Grade 8, October 1st, 2022**

School District	Total	Grade									Combined Classes
		K	1	2	3	4	5	6	7	8	
Anglophone Districts											
Anglophone East School District	348	60	24	25	30	27	37	25	25	30	65
Anglophone North School District	166	27	7	13	11	8	11	13	9	10	57
Anglophone South School District	557	82	59	57	52	46	59	46	38	44	74
Anglophone West School District	591	89	53	53	47	41	47	57	54	63	87
Total	1,662	258	143	148	140	122	154	141	126	147	283

Table 11. Number of Combined Classes by School District and Grade Combination, October 1st, 2022

School District	Total	Combined Class Grade Groupings													
		K-1	K-1-2	1-2	1-3	2-3	3-4	3-4-5	3-5	4-5	5-6	5-6-7	6-7	6-7-8	7-8
Anglophone Districts															
Anglophone East School District	99	10	-	13	-	10	17	-	-	12	1	-	12	4	20
Anglophone North School District	80	8	-	12	-	6	16	1	-	11	3	1	8	-	14
Anglophone South School District	100	9	3	15	1	13	16	1	1	19	-	-	11	-	11
Anglophone West School District	109	11	-	17	-	10	21	-	-	24	-	-	20	-	6
Francophone Districts															
District scolaire francophone Nord-Est	30	1	-	4	-	1	8	1	-	1	6	-	2	1	5
District scolaire francophone Nord-Ouest	11	1	-	-	-	-	3	-	-	-	2	-	2	-	3
District scolaire francophone Sud	20	1	-	1	-	6	1	-	-	2	5	-	-	2	2
Anglophone	388	38	3	57	1	39	70	2	1	66	4	1	51	4	51
Francophone	61	3	-	5	-	7	12	1	-	3	13	-	4	3	10
Province	449	41	3	62	1	46	82	3	1	69	17	1	55	7	61

Table 11a. Number of French Immersion Combined Classes by School District and Grade Combination, October 1st, 2022

School District	Total	Combined Class Grade Groupings							
		1-2	2-3	3-4	4-5	5-6	6-7	6-7-8	7-8
Anglophone Districts									
Anglophone East School District	34	-	4	6	5	1	7	2	9
Anglophone North School District	23	2	2	6	4	1	5	-	3
Anglophone South School District	26	-	4	6	6	-	5	-	5
Anglophone West School District	22	-	2	3	10	-	6	-	1
Total	105	2	12	21	25	2	23	2	18

Table 11b. Number of English only Combined Classes by School District and Grade Combination, October 1st, 2022

School District	Total	Combined Class Grade Groupings													
		K-1	K-1-2	1-2	1-3	2-3	3-4	3-4-5	3-5	4-5	5-6	5-6-7	6-7	6-7-8	7-8
Anglophone Districts															
Anglophone East School District	65	10	-	13	-	6	11	-	-	7	-	-	5	2	11
Anglophone North School District	57	8	-	10	-	4	10	1	-	7	2	1	3	-	11
Anglophone South School District	74	9	3	15	1	9	10	1	1	13	-	-	6	-	6
Anglophone West School District	87	11	-	17	-	8	18	-	-	14	-	-	14	-	5
Total	283	38	3	55	1	27	49	2	1	41	2	1	28	2	33

Table 12. Average Class Size by School District and Grade Level, October 1st, 2022

School District	Average Class Size	
	K	1-8
Anglophone Districts		
Anglophone East School District	18.8	21.8
Anglophone North School District	16.6	21.3
Anglophone South School District	17.7	21.3
Anglophone West School District	17.5	21.4
Francophone Districts		
District scolaire francophone Nord-Est	15.0	20.3
District scolaire francophone Nord-Ouest	16.6	19.5
District scolaire francophone Sud	17.7	22.6
Anglophone	17.8	21.4
Francophone	16.7	21.4
Province	17.4	21.4

Educators, Professional and Non-Educational Support Staff

Table 7. Effect numbers under Family Effect, Page of 14 rows, as of September 2002

Effect	1	2	3	4	5	6	7	8	9	10	11	12	13	14	15	16	17	18	19	20
...

Table 8. Enrollment by School District, Age and Grade, September 20, 2002

School District	Age	Grade	Enrollment
...

13	14	15	16	17	18
3,290	3,387	3,417	3,484	2,793	94
51.6	51.8	51.9	51.3	51.3	65
3,182	3,231	2,656	48.7	48.7	48.7
48.2	48.1	48.7	1,497	1,466	1,210
52.1	50.0	51.2	1,379	1,468	1,153
47.9	50.0	48.8	4,914	4,950	4,003
51.9	51.3	51.2	4,561	4,699	3,803
48.7	48.1	48.7	48.7	48.7	48.7

Table 13. Full-Time Equivalent Educators by School District and Position, October 1st, 2022

	Total	Anglophone East School District	Anglophone North School District	Anglophone South School District	Anglophone West School District	Total Anglophone	District scolaire francophone Nord-Est	District scolaire francophone Nord-Ouest	District scolaire francophone Sud	Total Francophone
Educational Support Teachers	671.9	93.7	48.2	151.3	130.6	423.8	69.5	35.4	143.3	248.2
Guidance Counsellors	218.9	47.7	28.5	50.4	61.2	187.8	10.7	3.7	16.7	31.1
Other Classroom Teachers	213.2	49.0	78.9	38.8	44.0	210.7	2.6	-	-	2.6
Other special needs (e.g. Visual Impaired)	27.0	-	-	-	-	-	11.0	4.0	12.0	27.0
Regular Teachers	6,057.1	1,032.7	467.8	1,394.8	1,394.1	4,289.4	529.5	318.1	920.1	1,767.7
School Administration	423.8	68.3	35.0	94.3	99.2	296.8	38.8	22.3	66.0	127.1
Total Classroom Teachers •	7,612.0	1,291.4	658.5	1,729.6	1,729.0	5,408.4	662.1	383.5	1,158.1	2,203.6
Other Educational Staff	367.3	46.5	42.5	38.5	80.0	207.5	52.1	27.0	80.8	159.9
Teacher Librarian	0.6	0.6	-	-	-	0.6	-	-	-	0.0
Total teachers (classroom teachers and other teachers)	7,979.9	1,338.4	701.0	1,768.1	1,809.0	5,616.5	714.2	410.5	1,238.8	2,363.5
Director of Curriculum and Instruction	4.0	1.0	1.0	1.0	1.0	4.0	-	-	-	0.0
Director of Education Support Services	7.0	1.0	1.0	1.0	1.0	4.0	1.0	1.0	1.0	3.0
Director of Schools	16.0	2.0	2.0	3.0	3.0	10.0	2.0	1.0	3.0	6.0
Other district-based educators	21.0	2.0	2.0	2.0	1.0	7.0	7.0	5.0	2.0	14.0
Subject Coordinators	79.0	12.0	9.0	19.0	22.0	62.0	3.0	7.0	7.0	17.0
Superintendent	7.0	1.0	1.0	1.0	1.0	4.0	1.0	1.0	1.0	3.0
Supervisors of Data and Accountability	4.0	1.0	1.0	1.0	1.0	4.0	-	-	-	0.0
Total Educators (classroom teachers, other teachers and educators)	8,117.9	1,358.4	718.0	1,796.1	1,839.0	5,711.5	728.2	425.5	1,252.8	2,406.5

	Anglophone	Francophone	Total
Total Classroom Teachers •	5,408.4	2,203.6	7,612.0
Total Teachers	5,616.5	2,363.5	7,979.9
Total Educators	5,711.5	2,406.5	8,117.9

• Classroom teachers are defined as regular classroom teachers, French Immersion teachers, second language teachers, trades specialists, music and art specialists, physical education specialists, resource and methods teachers, principals and vice principals, guidance counsellors, and other classroom teachers.

30 Table 14. Full-Time Equivalent Support Staff by Linguistic Sector and Position, October 1st, 2022

	Anglophone Districts				Francophone Districts			Anglophone	Francophone	Province
	ASD-E	ASD-N	ASD-S	ASD-W	DSF-NE	DSF-NO	DSF-S			
Administrative and Educational Support (1 FTE = 36.25 hours/week)										
District Administrative Support	22.9	19.0	31.0	31.0	23.3	12.0	29.0	103.9	64.3	168.2
Educational Assistant (1 FTE = 30 hours/week)	546.0	436.0	818.0	696.0	240.0	147.0	491.0	2,496.0	878.0	3,374.0
School Administrative Assistant	55.1	28.3	85.1	94.2	39.0	23.6	47.3	262.7	109.9	372.5
School Intervention Worker (1 FTE = 30 hours/week)	6.0	8.0	1.0	-	37.0	3.0	41.0	15.0	81.0	96.0
School Library Worker	19.2	10.9	16.5	26.8	18.3	11.5	30.7	73.2	60.5	133.7
School-Based Clerk	-	-	-	1.0	-	-	-	1.0	-	1.0
Speech Therapy Assistant	2.6	0.8	6.0	5.0	-	2.0	4.0	14.5	6.0	20.5
Student Attendant	16.9	4.5	20.8	8.3	1.6	0.8	-	50.4	2.4	52.9
Subtotal	668.7	507.4	978.3	862.2	359.2	199.9	643.0	3,016.7	1,202.0	4,218.7
Management and non-union (1 FTE = 36.25 hours/week)										
Director of Communications/Communication Officer	1.0	1.0	1.0	1.0	-	-	-	4.0	-	4.0
Director of Finance and Administrative Services	1.0	1.0	1.0	1.0	1.0	1.0	1.0	4.0	3.0	7.0
Director of Human Resources	1.0	1.0	1.0	1.0	1.0	1.0	1.0	4.0	3.0	7.0
District Alignment Champion / Improvement Facilitator	-	-	-	-	-	1.0	1.0	-	2.0	2.0
Executive Assistant to Superintendent	1.0	1.0	1.0	1.0	1.0	1.0	1.0	4.0	3.0	7.0
Human Resources Officer	3.0	2.0	6.0	5.0	3.0	2.0	5.0	16.0	10.0	26.0
Other	1.0	1.0	2.0	1.0	9.0	8.0	2.0	5.0	19.0	24.0
Subtotal	8.0	7.0	12.0	10.0	15.0	14.0	11.0	37.0	40.0	77.0
Public Service Alliance of Canada (1 FTE = 36.25 hours/week)										
Assistant Budget and Accounting Manager	2.0	1.0	2.0	2.0	2.0	2.0	2.0	7.0	6.0	13.0
Assistant Facilities Manager	3.0	1.5	3.0	3.0	1.0	-	2.0	10.5	3.0	13.5
Assistant Transportation Manager	2.0	1.5	4.0	4.0	2.0	1.0	3.0	11.5	6.0	17.5
Budget and Accounting Manager	1.0	1.0	1.0	1.0	1.0	1.0	1.0	4.0	3.0	7.0
Community Engagement Coordinator	1.0	1.0	1.0	2.0	-	1.0	1.0	5.0	2.0	7.0
Community School Coordinator	5.0	1.0	12.0	6.0	22.2	18.0	30.2	24.0	70.4	94.4
Experiential Learning Coordinator	1.0	1.0	-	-	-	-	-	2.0	-	2.0
Facilities Manager	1.0	1.0	1.0	1.0	1.0	1.0	1.0	4.0	3.0	7.0
Information Technology Services (Senior staff has been added to the sector total)	15.0	15.0	26.0	25.9	17.0	8.0	21.0	85.9	46.0	131.9
Transportation Manager	1.0	1.0	1.0	1.0	1.0	1.0	1.0	4.0	3.0	7.0
Subtotal	32.0	25.0	51.0	45.9	47.2	33.0	62.2	157.9	142.4	300.3
General Labour, Trades & Services (1 FTE = 40 hours/week)										
Building Maintenance Foreperson	1.0	-	-	4.0	-	-	1.0	5.0	1.0	6.0
Bus Driver	96.0	129.9	230.0	254.2	109.0	61.0	184.0	710.2	354.0	1,064.2
Custodial Foreperson	1.0	-	2.0	2.0	-	-	-	5.0	-	5.0
Custodian	144.4	108.8	235.3	156.6	132.1	70.8	146.8	645.1	349.6	994.7
Maintenance Repairworker	17.0	16.0	46.5	28.5	19.0	7.0	17.0	108.0	43.0	151.0
Other General Labour, Trades & Services	-	-	3.0	-	-	-	-	3.0	-	3.0
Power Engineer	3.0	2.0	2.0	-	2.0	-	-	7.0	2.0	9.0
School Plant Superintendent	-	1.0	6.0	-	1.0	2.0	-	7.0	3.0	10.0
Subtotal	262.4	257.7	524.8	445.3	263.1	140.8	348.8	1,490.3	752.6	2,242.8
Professional Support Group (1 FTE = 36.25 hours/week)										
Behavior Intervention Mentor	42.0	9.0	17.0	24.0	18.0	18.8	23.0	92.0	59.8	151.8
Resident in Psychology	-	-	1.0	-	-	-	-	1.0	-	1.0
School Psychologist	9.9	1.0	1.0	6.8	5.0	3.0	14.0	18.7	22.0	40.7
School Psychometrist	-	0.4	-	-	-	2.0	-	0.4	2.0	2.4
School Social Worker	9.0	7.0	7.0	11.0	13.0	6.0	17.6	34.0	36.6	70.6
Speech Language Pathologist and Audiology	12.9	9.2	14.7	14.9	10.9	7.0	11.9	51.7	29.8	81.6
Subtotal	73.8	26.6	40.7	56.7	46.9	36.8	66.5	197.8	150.2	348.1
Other Educational Support (1 FTE = 36.25 hours/week)										
Other	13.3	-	-	39.0	30.0	15.0	66.0	52.3	111.0	163.3
Subtotal	13.3	-	-	39.0	30.0	15.0	66.0	52.3	111.0	163.3
Total - Support Staff	1,058.1	823.8	1,606.8	1,459.2	761.4	439.5	1,197.4	4,951.9	2,398.2	7,350.1

Graduates

Table 7. Small numbers under Florida's Status, Page of 14 years, as of September 30, 2002

Age	11	12	13	14	15	16	17	18	19	20
11	266	272	279	251	260	240	265	205	56	18
12	249	287	279	261	252	229	260	204	27	11
13	307	313	338	313	355	327	283	113	42	19
14	79	318	297	261	293	331	277	42	82	2
15	268	233	272	280	280	251	207	42	82	2
16	256	254	256	319	318	318	273	113	47	2
17	321	344	317	314	351	256	242	89	50	2
18	272	272	287	275	294	242	207	50	50	2
19	289	287	275	207	275	207	207	207	207	2

Table 8. Enrollment by School District, Age and Grade, September 30, 2002

School District	11	12	13	14	15	16	17	18	
Alachua	1,497	1,466	1,210	52.1	50.0	51.2	1,379	1,468	1,153
Alford	47.9	50.0	48.8	4.9	4.9	4.9	4.9	4.9	4.9
Alsea	4,914	4,950	4,003	51.9	51.3	51.2	4,561	4,699	3,800
Alsea	609	4,561	4,699	48.7	48.1	48.7	48.7	48.7	48.7

Table 9. Enrollment by School District, Age and Grade, September 30, 2002

School District	13	14	15	16	17	18
Alachua	3,290	3,387	3,417	3,484	2,793	94
Alford	51.6	51.9	51.3	51.3	51.3	65
Alsea	3,182	3,231	2,656	48.2	48.1	48.7
Alsea	1,497	1,466	1,210	52.1	50.0	51.2
Alford	47.9	50.0	48.8	4.9	4.9	4.9
Alsea	4,914	4,950	4,003	51.9	51.3	51.2
Alsea	609	4,561	4,699	48.7	48.1	48.7

Table 15. Number of High School Graduates, School Year 2021-2022***Anglophone High Schools**

School District	School Number and Name	Total
Anglophone East School District	1569 Bernice MacNaughton High School	197
	1702 Caledonia Regional High School	43
	1517 Harrison Trimble High School	203
	1610 J.M.A. Armstrong/Salisbury Middle School	79
	1539 Moncton High School	256
	1604 Petitcodiac Regional School	50
	1570 Riverview High School	222
	1411 Tantramar Regional High School	94
Anglophone North School District	4201 Bathurst High School	93
	0843 Blackville School	29
	4055 Bonar Law Memorial School	67
	3615 Dalhousie Regional High School	28
	1020 James M. Hill Memorial High School	90
	0811 Miramichi Valley High School	133
	0825 North & South Esk Regional High School	25
	3823 Sugarloaf Senior High School	57
Anglophone South School District	1945 Belleisle Regional High School	25
	2301 Campobello Island Consolidated School	6
	2111 Fundy Middle and High School	83
	2201 Grand Manan Community School	20
	1947 Hampton High School	116
	2060 Harbour View High School	142
	1941 Kennebecasis Valley High School	236
	1928 Rothesay High School	110
	2043 Saint John High School	193
	2047 Simonds High School	153
	2310 Sir James Dunn Academy	22
	2051 St. Malachy's Memorial High School	179
	2338 St. Stephen High School	83
1818 Sussex Regional High School	154	
Anglophone West School District	2412 Cambridge-Narrows Community School	13
	2803 Canterbury High School	9
	3018 Carleton North High School	101
	0910 Central New Brunswick Academy	19
	2413 Chipman Forest Avenue School	21
	2635 Fredericton High School	438
	2909 Hartland Community School	38
	2705 Harvey High School	29
	5001 John Caldwell School	31
	2640 Leo Hayes High School	351
	2704 McAdam High School	9
	2407 Minto Memorial High School	31
	2801 Nackawic Senior High School	62
	2513 Oromocto High School	210
5401 Saint Mary's Academy	13	

**Table 15. Number of High School Graduates, School Year 2021-2022*
(continued)**

Anglophone High Schools

School District	School Number and Name	Total
Anglophone West School District	3106 Southern Victoria High School	50
	0906 Stanley Consolidated School	16
	3111 Tobique Valley High School	27
	2908 Woodstock High School	129
	Anglophone Schools	4,785
	Francophone Schools	1,933
	Province	6,718

* Includes students who graduated after first semester (February 2022), in June 2022 and subsequent to the 2022 summer session.

**Table 15. Number of High School Graduates, School Year 2021-2022*
(continued)**

Francophone High Schools

School District	School Number and Name	Total
District scolaire francophone Nord-Est	3516 Aux quatre vents	55
	0761 Centre scolaire communautaire La fontaine	35
	0601 École Marie-Esther	89
	4156 École secondaire Népisguit	156
	0539 Polyvalente Louis-Mailloux	95
	3722 Polyvalente Roland-Pépin	63
	0760 Polyvalente W.-Arthur-Losier	143
District scolaire francophone Nord-Ouest	3325 Cité des Jeunes A.-M.-Sormany	226
	3215 École Grande-Rivière	17
	0109 École Marie-Gaétane	18
	0118 Polyvalente A.-J.-Savoie	28
	3217 Polyvalente Thomas-Albert	62
District scolaire francophone Sud	5201 Centre scolaire Samuel-de-Champlain	40
	5301 École Carrefour Beausoleil	19
	1226 École Clément-Cormier	90
	1360 École L'Odyssee	202
	1355 École Mathieu-Martin	271
	3954 École Mgr-Marcel-François-Richard	53
	3905 École Régionale de Baie-Sainte-Anne	18
	5137 École Sainte-Anne	106
	3924 Étoile de l'Acadie	11
1331 Polyvalente Louis-J.-Robichaud	136	
	Anglophone Schools	4,785
	Francophone Schools	1,933
	Province	6,718

* Includes students who graduated after first semester (February 2022), in June 2022 and subsequent to the 2022 summer session.

Selected Comparisons

Table 7. Enrollment numbers under Florida's Choice, Right to Life, or 20 September 2002

Year	Choice	Right to Life	20 September
2000	1,497	1,466	1,210
2001	1,379	1,468	1,153
2002	47.9	50.0	48.8
2003	4,914	4,950	4,003
2004	51.9	51.3	51.2
2005	4,561	4,699	3,800
2006	48.7	48.7	48.7

Table 8. Enrollment by School District, Age and Grade, September 30, 2002

School District	Total	Age 5-6	Age 7-8	Age 9-12	Grade 1	Grade 2	Grade 3	Grade 4	Grade 5	Grade 6	Grade 7	Grade 8	Grade 9	Grade 10	Grade 11	Grade 12
Alachua	1,497	1,466	1,210	1,153	48.8	51.2	3,800	48.7	48.7	48.7	48.7	48.7	48.7	48.7	48.7	48.7
Alford	52.1	50.0	51.2	48.8	47.9	50.0	48.8	47.9	50.0	48.8	47.9	50.0	48.8	47.9	50.0	48.8
Alford	4,914	4,950	4,003	51.2	51.9	51.3	51.2	4,561	4,699	3,800	48.7	48.7	48.7	48.7	48.7	48.7

Table 9. Enrollment by School District, Age and Grade, September 30, 2002

School District	Total	Age 5-6	Age 7-8	Age 9-12	Grade 1	Grade 2	Grade 3	Grade 4	Grade 5	Grade 6	Grade 7	Grade 8	Grade 9	Grade 10	Grade 11	Grade 12
Alachua	1,497	1,466	1,210	1,153	48.8	51.2	3,800	48.7	48.7	48.7	48.7	48.7	48.7	48.7	48.7	48.7
Alford	52.1	50.0	51.2	48.8	47.9	50.0	48.8	47.9	50.0	48.8	47.9	50.0	48.8	47.9	50.0	48.8
Alford	4,914	4,950	4,003	51.2	51.9	51.3	51.2	4,561	4,699	3,800	48.7	48.7	48.7	48.7	48.7	48.7

Table 16. Number of Schools by District and Year, September 30, 2010 to October 1st, 2022

School District	Sept. 2010	Sept. 2011	Sept. 2012	Sept. 2013	Sept. 2014	Sept. 2015	Sept. 2016	Sept. 2017	Sept. 2018	Sept. 2019	Sept. 2020	Sept. 2021	Oct. 2022
Anglophone Districts													
Anglophone East School District	38	38	38	37	37	37	37	37	37	38	38	38	38
Anglophone North School District	34	34	34	34	34	33	32	30	30	29	29	29	29
Anglophone South School District	74	74	74	74	74	72	72	70	70	70	69	69	69
Anglophone West School District	78	77	76	75	75	70	69	69	69	69	69	69	70
Francophone Districts													
District scolaire francophone Nord-Est	42	40	38	38	38	38	37	35	34	34	34	34	34
District scolaire francophone Nord-Ouest	20	19	19	19	19	19	19	19	19	18	18	18	18
District scolaire francophone Sud	35	35	35	36	37	38	36	36	37	37	37	37	37
Anglophone	224	223	222	220	220	212	210	206	206	206	205	205	206
Francophone	97	94	92	93	94	95	92	90	90	89	89	89	89
Province	321	317	314	313	314	307	302	296	296	295	294	294	295

Table 17. Enrolment by School District and Year, September 30, 2012 to October 1st, 2022

School District ¹	Sept. 2012	Sept. 2013	Sept. 2014	Sept. 2015	Sept. 2016	Sept. 2017	Sept. 2018	Sept. 2019	Sept. 2020	Sept. 2021	Oct. 2022
Anglophone Districts											
Anglophone East School District	15,574	15,568	15,496	15,477	15,624	15,661	15,924	16,401	16,153	16,766	17,977
Anglophone North School District	8,323	8,067	7,827	7,644	7,428	7,317	7,266	7,208	7,014	7,306	7,722
Anglophone South School District	24,256	23,757	23,376	23,052	22,969	23,070	22,903	23,163	22,519	22,998	23,661
Anglophone West School District	23,802	23,543	23,273	22,876	22,901	22,749	22,663	22,835	22,442	22,915	23,708
Francophone Districts											
District scolaire francophone Nord-Est	10,334	10,076	9,944	9,734	9,520	9,343	9,126	9,031	8,765	8,725	8,707
District scolaire francophone Nord-Ouest	5,576	5,521	5,457	5,415	5,335	5,303	5,218	5,145	5,044	5,002	5,054
District scolaire francophone Sud	13,214	13,389	13,533	13,714	14,065	14,312	14,795	15,182	15,326	15,535	16,105
Anglophone	71,955	70,935	69,972	69,049	68,922	68,797	68,756	69,607	68,128	69,985	73,068
Francophone	29,124	28,986	28,934	28,863	28,920	28,958	29,139	29,358	29,135	29,262	29,866
Province	101,079	99,921	98,906	97,912	97,842	97,755	97,895	98,965	97,263	99,247	102,934

¹ For comparison purposes, historical data have been combined in accordance with the reorganized school districts.

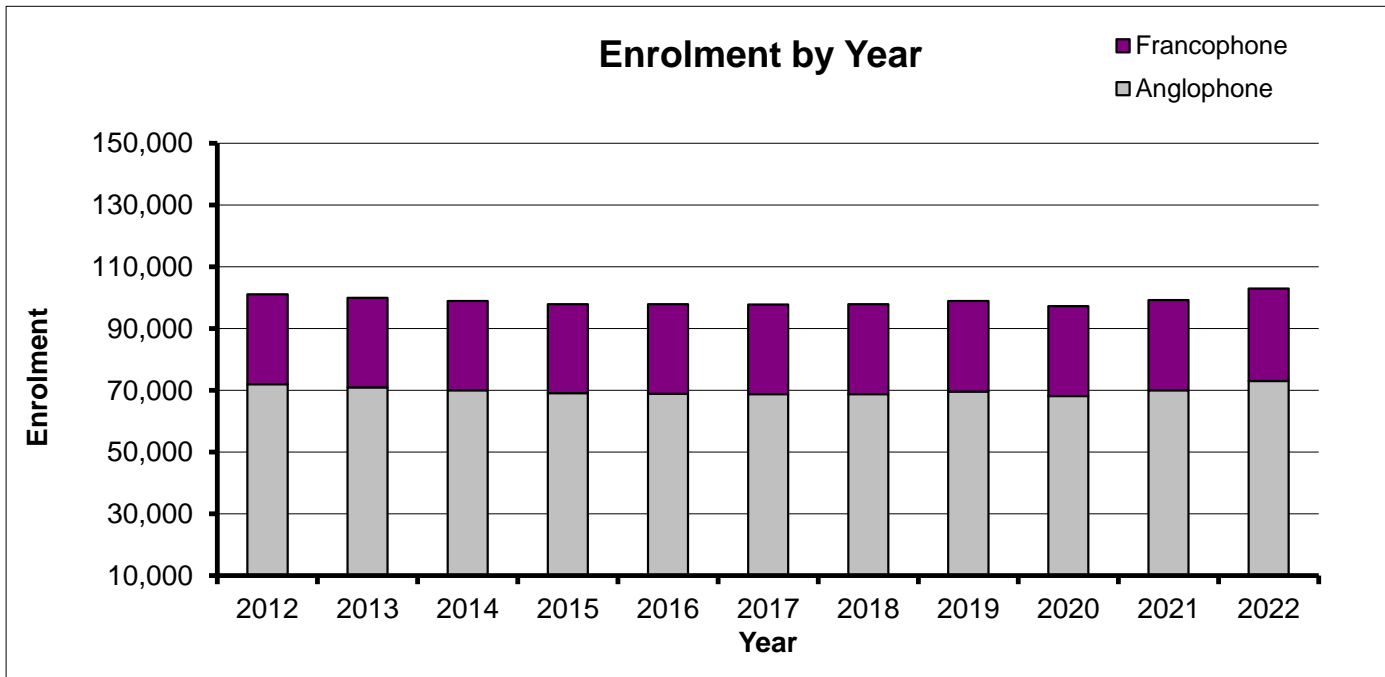


Table 17a. Enrolment in French Immersion by School District and Year, September 30, 2012 to October 1st, 2022

School District ¹	Sept. 2012	Sept. 2013	Sept. 2014	Sept. 2015	Sept. 2016	Sept. 2017	Sept. 2018	Sept. 2019	Sept. 2020	Sept. 2021	Oct. 2022
Anglophone Districts											
Anglophone East School District	5,094	5,243	5,436	5,769	5,825	6,737	7,638	7,744	7,770	7,763	7,792
Anglophone North School District	1,819	1,788	1,793	1,794	1,727	2,009	2,280	2,224	2,180	2,124	2,133
Anglophone South School District	5,796	5,909	6,062	6,249	6,423	7,156	7,722	7,701	7,613	7,397	7,303
Anglophone West School District	5,402	5,558	5,773	5,898	6,044	6,847	7,675	7,698	7,597	7,506	7,243
Total	18,111	18,498	19,064	19,710	20,019	22,749	25,315	25,367	25,160	24,790	24,471

¹ For comparison purposes, historical data have been combined in accordance with the reorganized school districts.

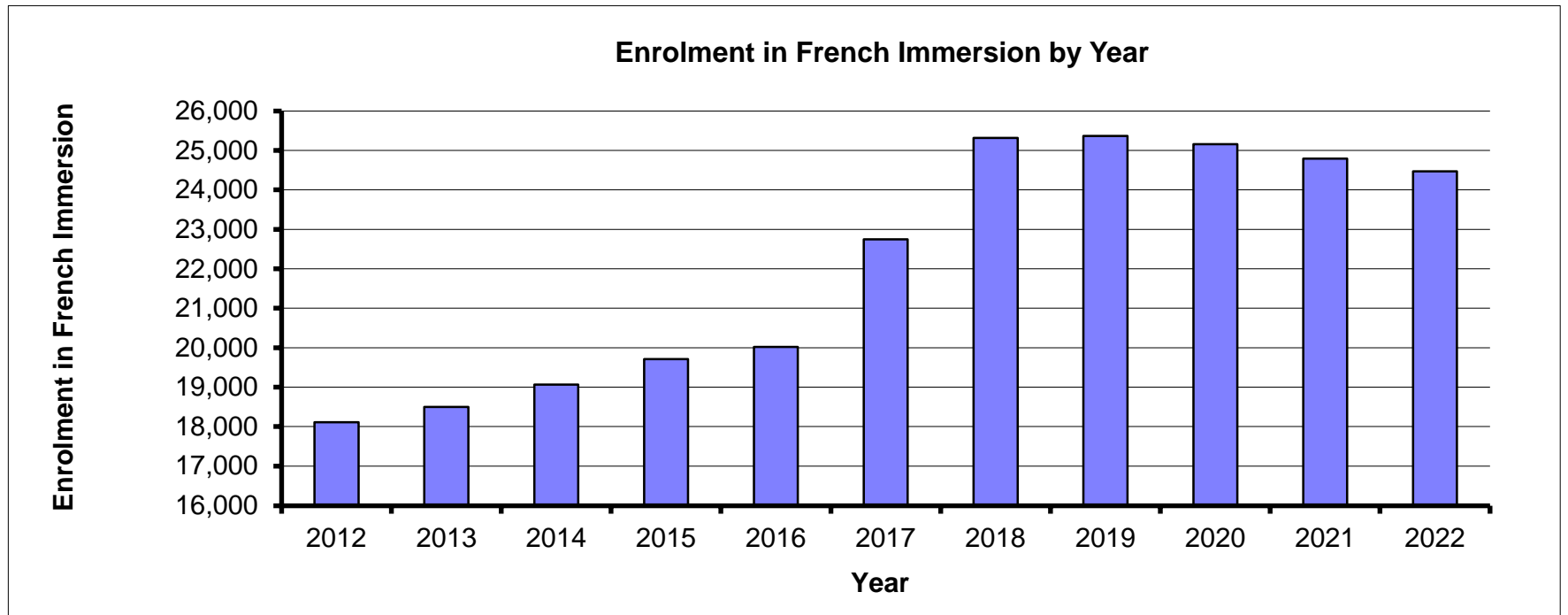


Table 18. Enrolment by Grade and Year, September 30, 2004 to October 1st, 2022

Grade	Sept. 2004	Sept. 2005	Sept. 2006	Sept. 2007	Sept. 2008	Sept. 2009	Sept. 2010	Sept. 2011	Sept. 2012	Sept. 2013	Sept. 2014	Sept. 2015	Sept. 2016	Sept. 2017	Sept. 2018	Sept. 2019	Sept. 2020	Sept. 2021	Oct. 2022
Kindergarten	7,669	7,451	7,188	7,138	7,208	6,997	7,073	7,187	7,352	7,449	7,284	7,122	7,069	7,007	7,016	7,316	6,613	6,829	7,046
01	8,030	7,807	7,565	7,307	7,243	7,326	7,116	7,096	7,272	7,347	7,512	7,301	7,295	7,163	7,138	7,169	7,314	6,915	7,290
02	8,027	7,877	7,621	7,512	7,253	7,214	7,262	7,058	6,985	7,216	7,306	7,522	7,345	7,363	7,257	7,275	7,131	7,551	7,302
03	7,996	7,961	7,811	7,576	7,533	7,269	7,253	7,279	7,040	6,970	7,242	7,279	7,621	7,433	7,449	7,362	7,214	7,346	7,899
04	8,551	7,982	7,918	7,882	7,635	7,543	7,293	7,274	7,289	7,071	6,986	7,217	7,356	7,683	7,475	7,552	7,343	7,425	7,673
05	8,753	8,511	8,017	7,994	7,934	7,705	7,607	7,318	7,275	7,250	7,065	6,987	7,295	7,443	7,750	7,602	7,486	7,528	7,858
06	9,011	8,836	8,554	8,153	8,089	7,997	7,814	7,657	7,345	7,328	7,317	7,126	7,107	7,382	7,556	7,874	7,581	7,711	7,843
07	9,413	9,052	8,871	8,639	8,269	8,104	8,043	7,857	7,694	7,399	7,345	7,296	7,157	7,184	7,460	7,670	7,815	7,776	8,004
08	9,549	9,364	9,077	8,946	8,624	8,278	8,153	8,036	7,852	7,670	7,400	7,336	7,380	7,224	7,262	7,538	7,661	7,988	8,083
09	10,555	10,326	10,136	9,774	9,558	9,263	8,824	8,576	8,518	8,265	7,990	7,712	7,641	7,648	7,549	7,618	7,668	8,168	8,642
10	9,898	10,064	9,782	9,787	9,546	9,423	9,100	8,729	8,483	8,434	8,179	7,990	7,816	7,811	7,877	7,775	7,595	7,897	8,463
11	10,136	9,954	10,082	10,012	9,951	9,711	9,525	9,319	8,967	8,733	8,702	8,442	8,197	8,083	8,008	8,125	7,674	8,101	8,543
12	9,328	9,420	9,213	9,387	9,395	9,391	9,159	9,000	8,832	8,614	8,463	8,456	8,467	8,215	8,020	7,986	8,053	7,930	8,202
Previous Graduates	229	215	178	181	169	173	199	193	175	175	115	126	96	116	78	103	115	82	86
Total K-6	58,037	56,425	54,674	53,562	52,895	52,051	51,418	50,869	50,558	50,631	50,712	50,554	51,088	51,474	51,641	52,150	50,682	51,305	52,911
Total 7-9	29,517	28,742	28,084	27,359	26,451	25,645	25,020	24,469	24,064	23,334	22,735	22,344	22,178	22,056	22,271	22,826	23,144	23,932	24,729
Total 10-12 (incl. PG)	29,591	29,653	29,255	29,367	29,061	28,698	27,983	27,241	26,457	25,956	25,459	25,014	24,576	24,225	23,983	23,989	23,437	24,010	25,294
Total Enrolment	117,145	114,820	112,013	110,288	108,407	106,394	104,421	102,579	101,079	99,921	98,906	97,912	97,842	97,755	97,895	98,965	97,263	99,247	102,934

Table 18. Enrolment by Grade and Year, September 30, 2004 to October 1st, 2022 (continued)

Anglophone School Districts

Grade	Sept. 2004	Sept. 2005	Sept. 2006	Sept. 2007	Sept. 2008	Sept. 2009	Sept. 2010	Sept. 2011	Sept. 2012	Sept. 2013	Sept. 2014	Sept. 2015	Sept. 2016	Sept. 2017	Sept. 2018	Sept. 2019	Sept. 2020	Sept. 2021	Oct. 2022
Kindergarten	5,389	5,257	5,036	4,966	4,984	4,892	4,918	4,938	5,111	5,048	5,027	4,868	4,820	4,771	4,795	5,061	4,534	4,702	4,878
01	5,630	5,440	5,291	5,066	4,976	5,029	4,935	4,897	4,958	5,066	5,063	4,999	4,996	4,895	4,858	4,926	5,060	4,798	5,072
02	5,685	5,546	5,351	5,292	5,084	5,001	5,017	4,935	4,858	4,913	5,055	5,088	5,042	5,064	4,991	4,994	4,871	5,254	5,109
03	5,818	5,652	5,516	5,321	5,293	5,097	5,038	5,043	4,940	4,869	4,947	5,048	5,183	5,119	5,137	5,077	4,938	5,062	5,539
04	5,994	5,818	5,643	5,585	5,387	5,291	5,127	5,072	5,056	4,975	4,866	4,933	5,109	5,247	5,149	5,222	5,049	5,150	5,342
05	6,223	5,970	5,849	5,717	5,630	5,442	5,353	5,147	5,087	5,022	4,969	4,860	5,008	5,187	5,295	5,261	5,163	5,213	5,508
06	6,413	6,304	6,010	5,980	5,802	5,697	5,552	5,409	5,185	5,136	5,102	5,046	4,987	5,093	5,286	5,394	5,255	5,382	5,504
07	6,607	6,445	6,341	6,117	6,071	5,825	5,745	5,611	5,460	5,230	5,150	5,083	5,060	5,055	5,162	5,393	5,367	5,444	5,643
08	6,644	6,599	6,496	6,431	6,129	6,072	5,854	5,727	5,607	5,459	5,248	5,140	5,157	5,138	5,124	5,247	5,388	5,525	5,742
09	7,537	7,275	7,242	7,091	6,951	6,640	6,577	6,284	6,246	6,042	5,817	5,576	5,470	5,459	5,474	5,504	5,412	5,905	6,176
10	7,048	7,186	6,903	6,984	6,978	6,869	6,536	6,492	6,173	6,163	5,963	5,845	5,696	5,633	5,684	5,676	5,489	5,638	6,226
11	7,103	7,095	7,225	7,091	7,136	7,132	6,998	6,803	6,719	6,414	6,434	6,198	6,071	5,981	5,864	5,968	5,616	6,003	6,255
12	6,554	6,609	6,614	6,776	6,737	6,864	6,761	6,594	6,404	6,449	6,233	6,258	6,237	6,064	5,873	5,794	5,899	5,846	6,009
Previous Graduates	174	164	143	146	130	123	168	172	151	149	98	107	86	91	64	90	87	63	65
Total K-6	41,152	39,987	38,696	37,927	37,156	36,449	35,940	35,441	35,195	35,029	35,029	34,842	35,145	35,376	35,511	35,935	34,870	35,561	36,952
Total 7-9	20,788	20,319	20,079	19,639	19,151	18,537	18,176	17,622	17,313	16,731	16,215	15,799	15,687	15,652	15,760	16,144	16,167	16,874	17,561
Total 10-12 (incl. PG)	20,879	21,054	20,885	20,997	20,981	20,988	20,463	20,061	19,447	19,175	18,728	18,408	18,090	17,769	17,485	17,528	17,091	17,550	18,555
Total Enrolment	82,819	81,360	79,660	78,563	77,288	75,974	74,579	73,124	71,955	70,935	69,972	69,049	68,922	68,797	68,756	69,607	68,128	69,985	73,068

Table 18. Enrolment by Grade and Year, September 30, 2004 to October 1st, 2022 (continued)
Francophone School Districts

Grade	Sept. 2004	Sept. 2005	Sept. 2006	Sept. 2007	Sept. 2008	Sept. 2009	Sept. 2010	Sept. 2011	Sept. 2012	Sept. 2013	Sept. 2014	Sept. 2015	Sept. 2016	Sept. 2017	Sept. 2018	Sept. 2019	Sept. 2020	Sept. 2021	Oct. 2022
Kindergarten	2,280	2,194	2,152	2,172	2,224	2,105	2,155	2,249	2,241	2,401	2,257	2,254	2,249	2,236	2,221	2,255	2,079	2,127	2,168
01	2,400	2,367	2,274	2,241	2,267	2,297	2,181	2,199	2,314	2,281	2,449	2,302	2,299	2,268	2,280	2,243	2,254	2,117	2,218
02	2,342	2,331	2,270	2,220	2,169	2,213	2,245	2,123	2,127	2,303	2,251	2,434	2,303	2,299	2,266	2,281	2,260	2,297	2,193
03	2,178	2,309	2,295	2,255	2,240	2,172	2,215	2,236	2,100	2,101	2,295	2,231	2,438	2,314	2,312	2,285	2,276	2,284	2,360
04	2,557	2,164	2,275	2,297	2,248	2,252	2,166	2,202	2,233	2,096	2,120	2,284	2,247	2,436	2,326	2,330	2,294	2,275	2,331
05	2,530	2,541	2,168	2,277	2,304	2,263	2,254	2,171	2,188	2,228	2,096	2,127	2,287	2,256	2,455	2,341	2,323	2,315	2,350
06	2,598	2,532	2,544	2,173	2,287	2,300	2,262	2,248	2,160	2,192	2,215	2,080	2,120	2,289	2,270	2,480	2,326	2,329	2,339
07	2,806	2,607	2,530	2,522	2,198	2,279	2,298	2,246	2,234	2,169	2,195	2,213	2,097	2,129	2,298	2,277	2,448	2,332	2,361
08	2,905	2,765	2,581	2,515	2,495	2,206	2,299	2,309	2,245	2,211	2,152	2,196	2,223	2,086	2,138	2,291	2,273	2,463	2,341
09	3,018	3,051	2,894	2,683	2,607	2,623	2,247	2,292	2,272	2,223	2,173	2,136	2,171	2,189	2,075	2,114	2,256	2,263	2,466
10	2,850	2,878	2,879	2,803	2,568	2,554	2,564	2,237	2,310	2,271	2,216	2,145	2,120	2,178	2,193	2,099	2,106	2,259	2,237
11	3,033	2,859	2,857	2,921	2,815	2,579	2,527	2,516	2,248	2,319	2,268	2,244	2,126	2,102	2,144	2,157	2,058	2,098	2,288
12	2,774	2,811	2,599	2,611	2,658	2,527	2,398	2,406	2,428	2,165	2,230	2,198	2,230	2,151	2,147	2,192	2,154	2,084	2,193
Previous Graduates	55	51	35	35	39	50	31	21	24	26	17	19	10	25	14	13	28	19	21
Total K-6	16,885	16,438	15,978	15,635	15,739	15,602	15,478	15,428	15,363	15,602	15,683	15,712	15,943	16,098	16,130	16,215	15,812	15,744	15,959
Total 7-9	8,729	8,423	8,005	7,720	7,300	7,108	6,844	6,847	6,751	6,603	6,520	6,545	6,491	6,404	6,511	6,682	6,977	7,058	7,168
Total 10-12 (incl. PG)	8,712	8,599	8,370	8,370	8,080	7,710	7,520	7,180	7,010	6,781	6,731	6,606	6,486	6,456	6,498	6,461	6,346	6,460	6,739
Total Enrolment	34,326	33,460	32,353	31,725	31,119	30,420	29,842	29,455	29,124	28,986	28,934	28,863	28,920	28,958	29,139	29,358	29,135	29,262	29,866

Table 18a. Enrolment in French Immersion by Grade and Year, September 30, 2008 to October 1st, 2022

Grade	Sept. 2008	Sept. 2009	Sept. 2010	Sept. 2011	Sept. 2012	Sept. 2013	Sept. 2014	Sept. 2015	Sept. 2016	Sept. 2017	Sept. 2018	Sept. 2019	Sept. 2020	Sept. 2021	Oct. 2022
Kindergarten	-	-	-	-	-	-	-	-	-	-	-	-	-	-	-
01	-	-	-	-	-	-	-	-	-	1,943	2,125	2,184	2,170	2,071	1,980
02	1,428	-	-	-	-	-	-	-	-	-	1,860	2,036	2,028	2,059	1,946
03	1,354	1,336	1,562	1,738	1,804	1,938	1,972	2,120	2,227	2,281	2,272	1,776	1,918	1,898	1,953
04	1,274	1,287	1,296	1,464	1,617	1,683	1,836	1,867	1,985	2,109	2,148	2,147	1,695	1,833	1,828
05	1,292	1,256	1,274	1,267	1,407	1,550	1,617	1,765	1,804	1,918	2,022	2,064	2,013	1,637	1,794
06	2,271	2,438	2,325	2,272	2,314	2,304	2,404	2,371	2,424	2,583	2,688	2,693	2,607	2,490	2,269
07	2,229	2,137	2,272	2,202	2,167	2,202	2,197	2,286	2,270	2,367	2,466	2,574	2,540	2,512	2,359
08	2,127	2,143	2,074	2,174	2,125	2,093	2,148	2,131	2,226	2,193	2,271	2,366	2,472	2,459	2,428
09	2,041	1,944	1,984	1,937	2,020	2,005	1,982	2,040	2,030	2,114	2,077	2,134	2,216	2,278	2,227
10	1,918	1,811	1,769	1,763	1,764	1,832	1,835	1,850	1,918	1,896	1,973	1,916	1,974	1,992	2,066
11	1,481	1,634	1,626	1,602	1,576	1,553	1,724	1,679	1,642	1,792	1,764	1,853	1,790	1,840	1,866
12	1,243	1,246	1,272	1,261	1,317	1,338	1,349	1,601	1,493	1,553	1,649	1,624	1,737	1,721	1,755
Total K-5	5,348	3,879	4,132	4,469	4,828	5,171	5,425	5,752	6,016	8,251	10,427	10,207	9,824	9,498	9,501
Total 6-8	6,627	6,718	6,671	6,648	6,606	6,599	6,749	6,788	6,920	7,143	7,425	7,633	7,619	7,461	7,056
Total 9-12	6,683	6,635	6,651	6,563	6,677	6,728	6,890	7,170	7,083	7,355	7,463	7,527	7,717	7,831	7,914
Total Enrolment	18,658	17,232	17,454	17,680	18,111	18,498	19,064	19,710	20,019	22,749	25,315	25,367	25,160	24,790	24,471

Table 19. Combined Classes by School District and Year, September 30, 2012 to October 1st, 2022

School District ¹	Sept. 2012	Sept. 2013	Sept. 2014	Sept. 2015	Sept. 2016	Sept. 2017	Sept. 2018	Sept. 2019	Sept. 2020	Sept. 2021	Oct. 2022
Anglophone Districts											
Anglophone East School District	71	65	73	71	75	85	80	73	97	90	99
Anglophone North School District	32	32	35	43	51	54	55	64	69	66	80
Anglophone South School District	104	107	122	110	115	103	96	104	120	112	100
Anglophone West School District	102	106	117	124	114	102	104	119	123	117	109
Francophone Districts											
District scolaire francophone Nord-Est	16	16	17	19	18	12	11	20	48	29	30
District scolaire francophone Nord-Ouest	3	4	5	6	10	7	10	10	63	18	11
District scolaire francophone Sud	14	13	15	24	25	18	16	19	51	21	20
Anglophone	309	310	347	348	355	344	335	360	409	385	388
Francophone	33	33	37	49	53	37	37	49	162	68	61
Province	342	343	384	397	408	381	372	409	571	453	449

¹ For comparison purposes, historical data have been combined in accordance with the reorganized school districts.

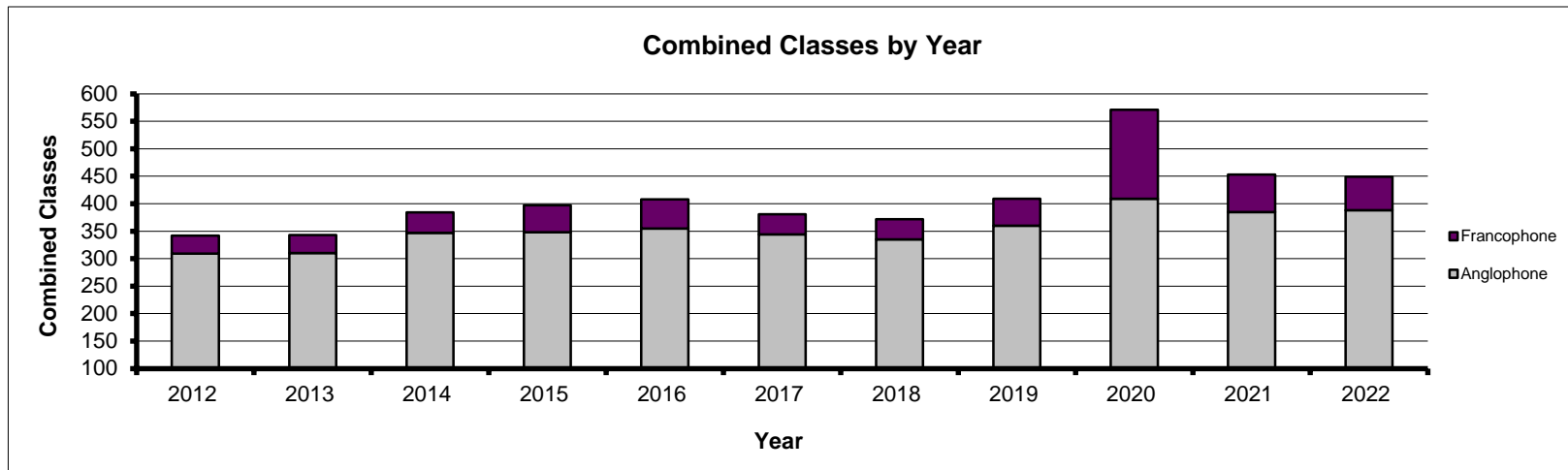


Table 20. Educators and Pupil/Educator Ratio by School District and Year, September 30, 2015 to October 1st, 2022

School District	Educators (in full-time equivalence)								Pupil Educator Ratio							
	2015	2016	2017	2018	2019	2020	2021	2022	2015	2016	2017	2018	2019	2020	2021	2022
Anglophone Districts																
Anglophone East School District	1,115.7	1,147.5	1,178.2	1,211.9	1,242.2	1,269.2	1,261.3	1,358.4	13.9	13.6	13.3	13.1	13.2	12.7	13.3	13.2
Anglophone North School District	626.8	626.1	652.7	674.8	666.5	681.3	701.3	718.0	12.2	11.9	11.2	10.8	10.8	10.3	10.4	10.8
Anglophone South School District	1,652.4	1,670.8	1,685.5	1,763.5	1,773.3	1,792.0	1,747.7	1,796.1	14.0	13.7	13.7	13.0	13.1	12.6	13.2	13.2
Anglophone West School District	1,675.5	1,698.4	1,727.3	1,763.2	1,767.5	1,802.2	1,777.5	1,839.0	13.7	13.5	13.2	12.9	12.9	12.5	12.9	12.9
Francophone Districts																
District scolaire francophone Nord-Est	775.0	777.3	784.1	773.0	746.2	750.8	723.9	728.2	12.6	12.2	11.9	11.8	12.1	11.7	12.1	12.0
District scolaire francophone Nord-Ouest	418.4	424.5	420.6	430.1	425.2	437.4	428.0	425.5	12.9	12.6	12.6	12.1	12.1	11.5	11.7	11.9
District scolaire francophone Sud	1,009.4	1,037.9	1,071.3	1,113.8	1,167.9	1,228.3	1,188.4	1,252.8	13.6	13.6	13.4	13.3	13.0	12.5	13.1	12.9
Anglophone	5,070.2	5,142.8	5,243.7	5,413.2	5,449.4	5,544.7	5,487.8	5,711.5	13.6	13.4	13.1	12.7	12.8	12.3	12.8	12.8
Francophone	2,202.8	2,239.7	2,275.9	2,316.9	2,339.2	2,416.5	2,340.3	2,406.5	13.1	12.9	12.7	12.6	12.6	12.1	12.5	12.4
Province	7,273.0	7,382.5	7,519.6	7,730.1	7,788.6	7,961.1	7,828.1	8,117.9	13.5	13.3	13.0	12.7	12.7	12.2	12.7	12.7

Statistical Information by School

Table 7. Enrollments under Florida's Grade 6000 Program, by School, as of September 30, 2002

School	Total Enrollments	Enrollments in Grade 6000	Percentage in Grade 6000
Alachua County Schools	100,000	10,000	10.0%
Alford Elementary	200	150	75.0%
Alford Middle	300	200	66.7%
Alford Senior	400	300	75.0%

Table 8. Enrollment by School District, Age and Grade, September 30, 2002

School District	Age	Grade	Enrollment
Alachua County	6-17	1st	1,497
		2nd	1,466
		3rd	50.0
		4th	51.2
		5th	48.8
		6th	48.7
	Other	1st	1,379
		2nd	1,468
		3rd	50.0
		4th	48.8
		5th	48.8
		6th	48.7

Table 9. Enrollment by School District, Age and Grade, September 30, 2002

School District	Age	Grade	Enrollment
Alachua County	6-17	1st	3,290
		2nd	3,387
		3rd	51.8
		4th	51.9
		5th	48.2
		6th	48.7
Other	6-17	1st	3,417
		2nd	3,484
		3rd	51.9
		4th	51.3
		5th	48.7
		6th	48.7

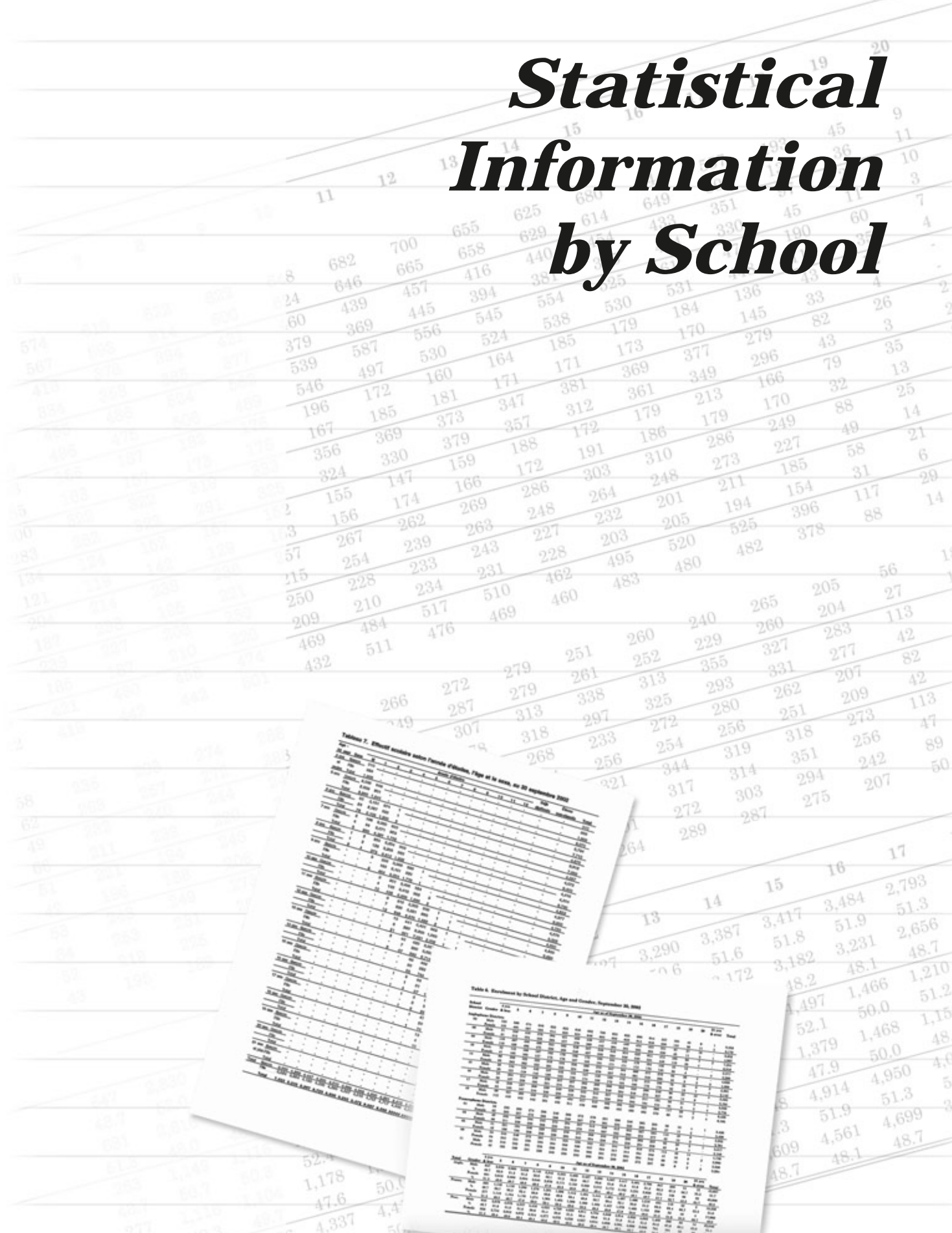


Table 21. Enrolment and School Level Educators, October 1st, 2022

School	Grade	Pupil	School Level
District School Number and Name	Levels	Enrolment	Educators
Anglophone East School District			
1572 Arnold H. McLeod School	K, 01 - 05	359	28.3
1503 Beaverbrook School	K, 01 - 08	218	17.6
1569 Bernice MacNaughton High School	09 - 12	878	52.5
1504 Bessborough School	K, 01 - 08	577	47.2
1505 Birchmount School	K, 01 - 08	529	41.5
1702 Caledonia Regional High School	06 - 12	261	23.4
1567 Claude D. Taylor School	K, 01 - 05	251	21.5
1401 Dorchester Consolidated School	K, 01 - 08	94	11.3
1573 Edith Cavell School	K, 01 - 08	339	26.7
1576 Evergreen Park School	K, 01 - 05	642	43.4
1514 Forest Glen School	K, 01 - 04	362	29.5
1550 Frank L. Bowser School	K, 01 - 05	308	24.5
1517 Harrison Trimble High School	09 - 12	1,269	76.8
1602 Havelock School	K, 01 - 05	88	8.0
1519 Hillcrest School	K, 01 - 08	111	12.3
1703 Hillsborough Elementary School	K, 01 - 05	133	11.4
1571 Lewisville Middle School	06 - 08	475	32.0
1574 Lou MacNarin School	K, 01 - 05	666	43.3
1528 Magnetic Hill School	K, 01 - 08	449	32.0
1579 Maplehurst Middle School	06 - 08	724	51.6
1402 Marshview Middle School	05 - 08	310	22.2
1539 Moncton High School	09 - 12	1,458	90.8
1541 Mountain View School	K, 01 - 05	113	10.9
1577 Northrop Frye School	K, 01 - 05	749	48.6
1604 Petitcodiac Regional School	K, 01 - 12	720	55.5
1416 Port Elgin Regional School	K, 01 - 08	177	16.7
1547 Queen Elizabeth School	K, 01 - 08	400	32.0
1704 Riverside Consolidated School	K, 01 - 05	49	8.0
1578 Riverview East School	K, 01 - 08	798	56.0
1570 Riverview High School	09 - 12	1,078	67.0
1549 Riverview Middle School	06 - 08	481	37.5
1417 Salem Elementary School	K, 01 - 04	381	30.6
1607 Salisbury Elementary School	K, 01 - 04	343	24.0
1610 Salisbury Regional School	05 - 12	621	41.6
1553 Shediac Cape School	K, 01 - 08	451	37.6
1559 Sunny Brae Middle School	05 - 08	331	24.3
1411 Tantramar Regional High School	09 - 12	476	33.9
1551 West Riverview School	K, 01 - 05	308	24.0
Total - Anglophone East School District		17,977	1,295.9

District based educators

42.5

Table 21. Enrolment and School Level Educators, October 1st, 2022 (continued)

School	Grade	Pupil	School Level
District School Number and Name	Levels	Enrolment	Educators
Anglophone North School District			
4201 Bathurst High School	09 - 12	488	39.0
0843 Blackville School	K, 01 - 12	326	28.5
4055 Bonar Law Memorial School	09 - 12	432	34.5
3806 Campbellton Middle School	05 - 08	150	14.0
3615 Dalhousie Regional High School	06 - 12	293	25.0
1025 Dr. Losier Middle School	06 - 08	252	21.5
4056 Eleanor W. Graham Middle School	06 - 08	185	18.0
0858 Gretna Green School	K, 01 - 08	353	27.0
4010 Harcourt School	K, 01 - 05	18	3.0
3601 Jacquet River School	K, 01 - 08	78	8.4
1020 James M. Hill Memorial High School	09 - 12	660	51.5
4259 Janeville Elementary School	K, 01 - 05	39	4.5
1026 King Street Elementary School	K, 01 - 05	473	34.5
3613 L.E. Reinsborough School	K, 01 - 05	183	17.0
3803 Lord Beaverbrook School	K, 01 - 04	223	19.6
0860 Max Aitken Academy	K, 01 - 08	576	47.0
0839 Millerton Elementary & Junior High School	K, 01 - 08	80	8.5
1013 Miramichi Rural School	K, 01 - 08	63	8.8
0811 Miramichi Valley High School	09 - 12	604	50.5
1014 Napan Elementary School	K, 01 - 05	38	5.2
1017 Nelson Rural School	K, 01 - 08	286	26.0
0859 North & South Esk Elementary School	K, 01 - 06	156	16.0
0825 North & South Esk Regional High School	07 - 12	185	23.0
4260 Parkwood Heights Elementary School	K, 01 - 05	277	20.5
4017 Rexton Elementary School	K, 01 - 05	314	27.0
3823 Sugarloaf Senior High School	09 - 12	347	26.0
4207 Superior Middle School	06 - 08	282	21.5
0802 Tabusintac Community School	K, 01 - 08	84	7.5
4261 Terry Fox Elementary School	K, 01 - 05	277	21.5
Total - Anglophone North School District		7,722	655.0

District based educators

46.0

Table 21. Enrolment and School Level Educators, October 1st, 2022 (continued)

School	Grade	Pupil	School Level
District School Number and Name	Levels	Enrolment	Educators
Anglophone South School District			
1801 Apohaqui Elementary School	K, 01 - 05	95	7.6
2101 Back Bay Elementary School	K, 01 - 05	46	4.3
2003 Barnhill Memorial School	06 - 08	340	21.2
2066 Bayside Middle School	06 - 08	647	38.5
2004 Bayview School	K, 01 - 05	205	14.1
2005 Beaconsfield Middle School	06 - 08	237	16.7
1938 Belleisle Elementary School	K, 01 - 05	143	11.2
1945 Belleisle Regional High School	06 - 12	189	18.1
2103 Blacks Harbour School	K, 01 - 05	154	12.0
2301 Campobello Island Consolidated School	K, 01 - 12	118	15.5
2007 Centennial School	K, 01 - 05	233	20.1
2008 Champlain Heights School	K, 01 - 05	317	22.7
1948 Chris Saunders Memorial Elementary School	K, 01 - 05	267	20.6
2104 Deer Island Community School	K, 01 - 08	52	5.6
1940 Dr. A. T. Leatherbarrow Primary School	K, 01 - 02	235	17.5
1930 Fairvale Elementary School	K, 01 - 05	345	29.9
2013 Forest Hills School	K, 01 - 08	666	47.1
2111 Fundy Middle and High School	06 - 12	570	39.7
2074 Fundy Shores School	K, 01 - 05	79	7.2
2014 Glen Falls School	K, 01 - 05	131	14.7
2068 Grand Bay Primary School	K, 01 - 02	107	9.7
2201 Grand Manan Community School	K, 01 - 12	370	27.7
1944 Hammond River Valley Elementary School	K, 01 - 05	156	12.2
1939 Hampton Elementary School	03 - 05	284	18.6
1947 Hampton High School	09 - 12	599	37.8
1921 Hampton Middle School	06 - 08	369	27.3
2060 Harbour View High School	09 - 12	1,001	65.7
1929 Harry Miller Middle School	06 - 08	324	22.0
2020 Hazen-White-St. Francis School	K, 01 - 05	161	16.4
2016 Inglewood School	03 - 05	127	8.6
2070 Island View School	K, 01 - 05	387	26.6
1931 Kennebecasis Park Elementary School	K, 01 - 05	165	12.1
1941 Kennebecasis Valley High School	09 - 12	1,104	71.0
1943 Lakefield Elementary School	K, 01 - 05	368	27.0
2028 Lakewood Heights School	K, 01 - 05	260	21.1
2302 Lawrence Station Elementary School	K, 01 - 05	37	4.0
2030 Loch Lomond School	K, 01 - 05	284	22.1
2059 M. Gerald Teed Memorial School	K, 01 - 02	216	16.0
1925 Macdonald Consolidated School	K, 01 - 08	232	19.9
2065 Millidgeville North School	03 - 08	554	35.8
2339 Milltown Elementary School	K, 01 - 05	180	15.3
1811 Norton Elementary School	K, 01 - 05	121	10.3
2039 Prince Charles School	K, 01 - 08	177	18.0

Table 21. Enrolment and School Level Educators, October 1st, 2022 (continued)

School	Grade	Pupil	School Level
District School Number and Name	Levels	Enrolment	Educators
Anglophone South School District			
2041 Princess Elizabeth School	K, 01 - 08	507	41.8
1932 Quispamsis Elementary School	K, 01 - 05	362	26.7
1946 Quispamsis Middle School	06 - 08	541	32.8
2072 River Valley Middle School	06 - 08	283	18.8
1927 Rothesay Elementary School	K, 01 - 05	452	32.6
1928 Rothesay High School	09 - 12	578	42.2
1942 Rothesay Park School	06 - 08	168	11.7
2043 Saint John High School	09 - 12	995	62.3
2057 Saint Rose School	K, 01 - 05	251	18.4
2075 Seaside Park Elementary School	K, 01 - 05	503	37.7
2047 Simonds High School	09 - 12	920	58.6
2310 Sir James Dunn Academy	06 - 12	192	16.0
2110 St. George Elementary School	K, 01 - 05	240	20.1
2067 St. John the Baptist/King Edward School	K, 01 - 08	242	22.7
2051 St. Malachy's Memorial High School	09 - 12	1,009	65.4
2052 St. Martins School	K, 01 - 05	66	6.3
2336 St. Stephen Elementary School	K, 01 - 05	449	31.5
2338 St. Stephen High School	09 - 12	515	37.0
2337 St. Stephen Middle School	06 - 08	371	25.3
1819 Sussex Corner Elementary School	K, 01 - 05	274	23.5
1817 Sussex Elementary School	K, 01 - 05	470	33.7
1820 Sussex Middle School	06 - 08	498	35.9
1818 Sussex Regional High School	09 - 12	679	46.7
2311 Vincent Massey Elementary School	K, 01 - 05	131	11.4
2062 Westfield School	K, 01 - 05	311	22.0
2206 White Head Elementary School	K, 01 - 04	2	1.0
Total - Anglophone South School District		23,661	1,711.6

District based educators

56.5

Table 21. Enrolment and School Level Educators, October 1st, 2022 (continued)

School	Grade	Pupil	School Level
District School Number and Name	Levels	Enrolment	Educators
Anglophone West School District			
3107 Andover Elementary School	K, 01 - 05	262	20.0
2506 Assiniboine Avenue Elementary School	K, 01 - 02	255	21.2
2602 Barkers Point Elementary School	K, 01 - 05	286	23.1
3001 Bath Community School	K, 01 - 08	125	10.8
2641 Bliss Carman Middle School	06 - 08	651	39.0
3004 Bristol Elementary School	K, 01 - 05	77	7.1
2501 Burton Elementary School	K, 01 - 02	38	4.6
2412 Cambridge-Narrows Community School	K, 01 - 12	204	19.0
2803 Canterbury High School	K, 01 - 12	145	16.2
3018 Carleton North High School	09 - 12	422	29.0
0910 Central New Brunswick Academy	06 - 12	217	18.8
3005 Centreville Community School	K, 01 - 08	212	15.8
2404 Chipman Elementary School	K, 01 - 05	103	8.9
2413 Chipman Forest Avenue School	06 - 12	170	15.0
2604 Connaught Street School	K, 01 - 05	382	29.7
2605 Devon Middle School	06 - 08	607	41.7
0901 Doaktown Elementary School	K, 01 - 05	79	7.4
3122 Donald Fraser Memorial School	K, 01 - 05	115	10.0
3009 Florenceville Elementary School	K, 01 - 05	192	14.6
3008 Florenceville Middle School	06 - 08	174	13.4
2608 Forest Hill Elementary School	K, 01	118	9.1
2635 Fredericton High School	09 - 12	2,148	133.5
2522 Gagetown School	K, 01 - 08	107	9.1
2609 Garden Creek School	K, 01 - 05	308	22.9
2503 Geary Elementary Community School	K, 01 - 05	171	12.3
2619 George Street Middle School	06 - 08	600	40.4
2508 Gesner Street Elementary School	K, 01 - 02	252	20.4
2642 Gibson-Neill Memorial Elementary School	K, 01 - 05	666	45.0
2643 Hanwell Park Academy	K, 01 - 08	546	37.9
2511 Harold Peterson Middle School	06 - 08	378	23.8
2909 Hartland Community School	K, 01 - 12	520	38.1
2701 Harvey Elementary School	K, 01 - 05	207	16.8
2705 Harvey High School	06 - 12	222	18.8
2509 Hubbard Elementary School	03 - 05	321	22.8
5001 John Caldwell School	K, 01 - 12	546	41.7
2611 Keswick Ridge School	K, 01 - 08	203	15.8
2807 Keswick Valley Memorial School	K, 01 - 08	190	16.0
2614 Kingsclear Community School	K, 01 - 05	82	8.6
2640 Leo Hayes High School	09 - 12	1,600	106.5
2504 Lincoln Elementary Community School	K, 01 - 05	152	12.5
2634 Liverpool Street Elementary School	02 - 05	270	18.1
2622 McAdam Avenue School	K, 01 - 05	80	7.2
2703 McAdam Elementary School	K, 01 - 05	64	6.8

Table 21. Enrolment and School Level Educators, October 1st, 2022 (continued)

School	Grade	Pupil	School Level
District School Number and Name	Levels	Enrolment	Educators
Anglophone West School District			
2704 McAdam High School	06 - 12	88	9.5
2910 Meduxnekeag Consolidated School	K, 01 - 08	651	45.0
2411 Minto Elementary Middle School	K, 01 - 08	360	26.3
2407 Minto Memorial High School	09 - 12	166	14.5
2633 Montgomery Street Elementary School	K, 01 - 05	242	19.7
2802 Nackawic Elementary School	K, 01 - 05	224	18.3
2811 Nackawic Middle School	06 - 08	110	8.0
2801 Nackawic Senior High School	09 - 12	261	21.0
2620 Nashwaak Valley School	K, 01 - 05	107	9.2
2621 Nashwaaksis Memorial School	K, 01 - 05	364	26.6
2636 Nashwaaksis Middle School	06 - 08	629	40.9
2639 New Maryland Elementary School	K, 01 - 05	520	35.6
2513 Oromocto High School	09 - 12	1,137	74.3
2623 Park Street Elementary School	K, 01 - 05	360	25.5
3105 Perth-Andover Middle School	06 - 08	190	15.0
2624 Priestman Street Elementary School	K, 01 - 05	287	23.1
2512 Ridgeview Middle School	06 - 08	349	24.1
2638 Royal Road Elementary School	K, 01 - 05	322	24.4
5401 Saint Mary's Academy	K, 01 - 12	292	25.0
3106 Southern Victoria High School	09 - 12	301	23.0
0906 Stanley Consolidated School	K, 01 - 12	250	20.3
2510 Summerhill Street Elementary School	03 - 05	254	18.3
2505 Sunbury West School	K, 01 - 08	252	18.8
3111 Tobique Valley High School	06 - 12	135	13.0
2911 Townsview School	K, 01 - 08	648	43.0
0905 Upper Miramichi Elementary School	K, 01 - 05	91	8.7
2908 Woodstock High School	09 - 12	651	44.6
Total - Anglophone West School District		23,708	1,725.0

District based educators

84.0

Table 21. Enrolment and School Level Educators, October 1st, 2022 (continued)

School	Grade	Pupil	School Level
District School Number and Name	Levels	Enrolment	Educators
District scolaire francophone Nord-Est			
4109 Académie Assomption	K, 01 - 05	48	6.1
3511 Académie Notre-Dame	K, 01 - 08	173	15.4
3516 Aux quatre vents	09 - 12	210	18.5
4157 Carrefour Étudiant	K, 01 - 08	228	18.3
0761 Centre scolaire communautaire La fontaine	K, 01 - 12	412	36.2
4161 Cité de l'Amitié	K, 01 - 05	327	24.3
0714 École La Passerelle	K, 01 - 08	193	14.2
0702 École La Relève-de-Saint-Isidore	K, 01 - 08	156	12.4
0719 École La Ruche	K, 01 - 05	304	22.8
0725 École La Source	K, 01 - 08	345	26.7
0762 École La Villa des Amis	K, 01 - 08	144	12.4
0609 École La-Rivière	K, 01 - 08	87	8.9
0720 École Le Tremplin	06 - 08	176	11.5
0503 École Léandre-LeGresley	K, 01 - 08	133	12.2
0627 École L'Envolée	K, 01 - 08	400	27.5
0513 École L'Escalade-des-Jeunes	K, 01 - 08	70	8.4
0625 École L'Étincelle	K, 01 - 08	129	12.2
0540 École Marguerite-Bourgeois	K, 01 - 08	373	25.7
0601 École Marie-Esther	09 - 12	407	29.8
0752 École René-Chouinard	K, 01 - 08	71	9.0
4156 École secondaire Népisiguit	09 - 12	727	50.4
0604 École Soeur-Saint-Alexandre	K, 01 - 08	244	19.4
0541 École Terre des Jeunes	K, 01 - 08	224	17.8
0504 École Univers Jeunesse	K, 01 - 08	71	7.5
4143 François-Xavier-Daigle	K, 01 - 08	95	8.9
4125 La Croisée	K, 01 - 08	220	19.0
3517 La Mosaïque du Nord	K, 01 - 08	262	20.8
4158 Le Domaine Étudiant	04 - 08	227	14.8
3724 Le Galion des Appalaches	K, 01 - 08	563	40.1
4114 Le Tournesol	K, 01 - 03	167	12.9
4159 Place-des-Jeunes	06 - 08	195	11.8
0539 Polyvalente Louis-Mailloux	09 - 12	401	29.6
3722 Polyvalente Roland-Pépin	09 - 12	286	22.0
0760 Polyvalente W.-Arthur-Losier	09 - 12	639	44.7
Total - District scolaire francophone Nord-Est		8,707	672.1

District based educators

42.1

Table 21. Enrolment and School Level Educators, October 1st, 2022 (continued)

School	Grade	Pupil	School Level
District School Number and Name	Levels	Enrolment	Educators
District scolaire francophone Nord-Ouest			
3329 Carrefour de la Jeunesse	K, 01 - 08	361	27.5
3327 Centre d'apprentissage du Haut-Madawaska	K, 01 - 08	172	15.0
3325 Cité des Jeunes A.-M.-Sormany	09 - 12	991	66.6
3326 École communautaire Ernest-Lang	K, 01 - 08	72	8.6
3316 École communautaire Saint-Joseph	K, 01 - 08	85	9.3
3215 École Grande-Rivière	K, 01 - 12	257	24.4
0109 École Marie-Gaétane	K, 01 - 12	295	26.5
3205 École Mgr-Lang	K, 01 - 06	174	13.9
0101 École Mgr-Martin	K, 01 - 06	261	22.4
3320 École Mgr-Matthieu-Mazerolle	K, 01 - 08	105	11.1
3309 École Notre-Dame	K, 01 - 08	377	27.8
3317 École Régionale Saint-Basile	K, 01 - 08	299	26.1
3321 École Régionale Sainte-Anne	K, 01 - 08	129	11.9
3314 École Saint-Jacques	K, 01 - 08	266	21.9
3218 Élémentaire Sacré-Coeur	K, 01 - 06	300	23.2
0118 Polyvalente A.-J.-Savoie	07 - 12	219	18.7
3217 Polyvalente Thomas-Albert	07 - 12	567	40.8
3211 Régionale-de-Saint-André	K, 01 - 06	124	10.7
Total - District scolaire francophone Nord-Ouest		5,054	406.5

District based educators

4.0

Table 21. Enrolment and School Level Educators, October 1st, 2022 (continued)

School	Grade	Pupil	School Level	
District School Number and Name	Levels	Enrolment	Educators	
District scolaire francophone Sud				
5201	Centre scolaire Samuel-de-Champlain	K, 01 - 12	761	64.1
1340	École Abbey-Landry	K, 01 - 08	411	29.2
1348	École Amirault	K, 01 - 02	233	17.9
1357	École Anna-Malenfant	K, 01 - 05	639	41.1
1364	École Antonine-Maillet	06 - 08	562	33.8
5107	École Arc-en-ciel	K, 01 - 08	359	28.1
1206	École Blanche-Bourgeois	K, 01 - 08	203	17.3
1215	École Calixte-F.-Savoie	K, 01 - 08	80	9.4
1227	École Camille-Vautour	K, 01 - 08	172	14.4
5301	École Carrefour Beausoleil	K, 01 - 12	284	28.9
1361	École Carrefour de l'Acadie	06 - 08	265	17.9
1334	École Champlain	K, 01 - 08	1,091	73.0
1226	École Clément-Cormier	09 - 12	442	33.0
5138	École des Bâtisseurs	K, 01 - 05	469	35.2
5202	École des Pionniers	K, 01 - 05	197	15.9
1356	École Donat-Robichaud	K, 01 - 08	304	28.7
1202	École Dr-Marguerite-Michaud	K, 01 - 08	242	19.8
1358	École Grande-Digue	K, 01 - 08	247	19.8
1363	École Le Marais	03 - 05	254	16.2
1359	École Le Mascaret	06 - 08	316	21.8
1362	École Le Sommet	K, 01 - 08	978	63.8
5139	École Les Éclaireurs	K, 01 - 08	500	42.3
1360	École L'Odyssée	09 - 12	1,095	76.6
1355	École Mathieu-Martin	09 - 12	1,336	87.0
1315	École Mgr-François-Bourgeois	K, 01 - 08	535	36.6
3954	École Mgr-Marcel-François-Richard	K, 01 - 12	399	34.8
1228	École Mont Carmel	K, 01 - 08	162	14.9
1213	École Notre-Dame	K, 01 - 08	125	11.2
1317	École Père-Edgar-T.-LeBlanc	K, 01 - 08	364	25.0
3905	École Régionale de Baie-Sainte-Anne	K, 01 - 12	79	13.8
5137	École Sainte-Anne	06 - 12	797	58.1
1349	École Sainte-Bernadette	K, 01 - 05	317	25.5
1335	École Sainte-Thérèse	K, 01 - 05	400	30.3
1350	École Saint-Henri	K, 01 - 05	391	33.5
3955	École Soleil Levant	K, 01 - 08	233	19.8
3924	Étoile de l'Acadie	K, 01 - 12	252	25.1
1331	Polyvalente Louis-J.-Robichaud	09 - 12	611	43.1
Total - District scolaire francophone Sud			16,105	1,206.8

District based educators

32.0

Table 22. Enrolment by School by Grade, October 1st, 2022

School		Total	Grade												Prev. Grads	
District	School Number and Name		K	01	02	03	04	05	06	07	08	09	10	11		12
Anglophone East School District																
	1572 Arnold H. McLeod School	359	55	53	58	63	54	76	-	-	-	-	-	-	-	-
	1503 Beaverbrook School	218	25	20	21	23	30	31	26	24	18	-	-	-	-	-
	1569 Bernice MacNaughton High School	878	-	-	-	-	-	-	-	-	-	229	188	227	231	3
	1504 Bessborough School	577	54	62	53	75	59	69	53	81	71	-	-	-	-	-
	1505 Birchmount School	529	47	54	52	59	51	56	73	77	60	-	-	-	-	-
	1702 Caledonia Regional High School	261	-	-	-	-	-	-	37	36	42	34	38	50	23	1
	1567 Claude D. Taylor School	251	40	38	35	37	43	58	-	-	-	-	-	-	-	-
	1401 Dorchester Consolidated School	94	11	9	9	13	9	11	10	14	8	-	-	-	-	-
	1573 Edith Cavell School	339	42	41	45	35	42	28	31	39	36	-	-	-	-	-
	1576 Evergreen Park School	642	89	106	101	112	117	117	-	-	-	-	-	-	-	-
	1514 Forest Glen School	362	79	69	77	56	81	-	-	-	-	-	-	-	-	-
	1550 Frank L. Bowser School	308	54	43	49	56	54	52	-	-	-	-	-	-	-	-
	1517 Harrison Trimble High School	1,269	-	-	-	-	-	-	-	-	-	355	362	288	261	3
	1602 Havelock School	88	18	16	9	17	15	13	-	-	-	-	-	-	-	-
	1519 Hillcrest School	111	12	9	8	8	4	15	27	13	15	-	-	-	-	-
	1703 Hillsborough Elementary School	133	23	15	18	21	24	32	-	-	-	-	-	-	-	-
	1571 Lewisville Middle School	475	-	-	-	-	-	-	162	140	173	-	-	-	-	-
	1574 Lou MacNarin School	666	104	114	100	116	116	116	-	-	-	-	-	-	-	-
	1528 Magnetic Hill School	449	39	49	46	43	65	45	43	55	64	-	-	-	-	-
	1579 Maplehurst Middle School	724	-	-	-	-	-	-	209	267	248	-	-	-	-	-
	1402 Marshview Middle School	310	-	-	-	-	-	82	77	76	75	-	-	-	-	-
	1539 Moncton High School	1,458	-	-	-	-	-	-	-	-	-	356	356	414	332	-
	1541 Mountain View School	113	24	17	19	18	25	10	-	-	-	-	-	-	-	-
	1577 Northrop Frye School	749	96	130	112	134	146	131	-	-	-	-	-	-	-	-
	1604 Petitcodiac Regional School	720	40	41	41	56	30	52	75	72	71	75	66	44	57	-
	1416 Port Elgin Regional School	177	22	11	11	26	16	22	18	20	31	-	-	-	-	-
	1547 Queen Elizabeth School	400	45	48	46	39	41	50	39	40	52	-	-	-	-	-
	1704 Riverside Consolidated School	49	8	4	8	14	7	8	-	-	-	-	-	-	-	-
	1578 Riverview East School	798	54	92	93	109	71	95	86	98	100	-	-	-	-	-
	1570 Riverview High School	1,078	-	-	-	-	-	-	-	-	-	267	263	271	274	3
	1549 Riverview Middle School	481	-	-	-	-	-	-	146	156	179	-	-	-	-	-
	1417 Salem Elementary School	381	64	70	90	74	83	-	-	-	-	-	-	-	-	-
	1607 Salisbury Elementary School	343	70	69	62	75	67	-	-	-	-	-	-	-	-	-
	1610 Salisbury Regional School	621	-	-	-	-	-	60	90	70	83	93	77	65	81	2
	1553 Shediac Cape School	451	51	52	60	42	43	56	46	53	48	-	-	-	-	-
	1559 Sunny Brae Middle School	331	-	-	-	-	-	75	85	80	91	-	-	-	-	-
	1411 Tantram Regional High School	476	-	-	-	-	-	-	-	-	-	127	148	111	88	2
	1551 West Riverview School	308	43	46	50	61	45	63	-	-	-	-	-	-	-	-
Total - Anglophone East School District		17,977	1,209	1,278	1,273	1,382	1,338	1,423	1,333	1,411	1,465	1,536	1,498	1,470	1,347	14

Table 22. Enrolment by School by Grade, October 1st, 2022 (continued)

School		Total	Grade												Prev. Grads	
District	School Number and Name		K	01	02	03	04	05	06	07	08	09	10	11		12
Anglophone North School District																
	4201 Bathurst High School	488	-	-	-	-	-	-	-	-	-	86	123	129	148	2
	0843 Blackville School	326	21	10	28	15	24	22	25	28	30	27	28	38	30	-
	4055 Bonar Law Memorial School	432	-	-	-	-	-	-	-	-	-	119	132	102	78	1
	3806 Campbellton Middle School	150	-	-	-	-	-	34	37	41	38	-	-	-	-	-
	3615 Dalhousie Regional High School	293	-	-	-	-	-	-	29	31	31	49	46	56	51	-
	1025 Dr. Losier Middle School	252	-	-	-	-	-	-	92	78	82	-	-	-	-	-
	4056 Eleanor W. Graham Middle School	185	-	-	-	-	-	-	61	51	73	-	-	-	-	-
	0858 Gretna Green School	353	43	36	40	45	34	38	43	40	34	-	-	-	-	-
	4010 Harcourt School	18	-	2	2	4	6	4	-	-	-	-	-	-	-	-
	3601 Jacquet River School	78	6	8	9	7	11	7	13	8	9	-	-	-	-	-
	1020 James M. Hill Memorial High School	660	-	-	-	-	-	-	-	-	-	137	187	157	179	-
	4259 Janeville Elementary School	39	6	7	10	3	7	6	-	-	-	-	-	-	-	-
	1026 King Street Elementary School	473	76	79	77	80	81	80	-	-	-	-	-	-	-	-
	3613 L.E. Reinsborough School	183	25	35	31	32	28	32	-	-	-	-	-	-	-	-
	3803 Lord Beaverbrook School	223	41	45	36	55	46	-	-	-	-	-	-	-	-	-
	0860 Max Aitken Academy	576	58	59	53	57	62	75	74	73	65	-	-	-	-	-
	0839 Millerton Elementary & Junior High School	80	10	9	11	9	10	11	5	7	8	-	-	-	-	-
	1013 Miramichi Rural School	63	7	4	7	7	9	8	8	8	5	-	-	-	-	-
	0811 Miramichi Valley High School	604	-	-	-	-	-	-	-	-	-	163	131	166	142	2
	1014 Napan Elementary School	38	5	4	7	8	11	3	-	-	-	-	-	-	-	-
	1017 Nelson Rural School	286	27	28	31	34	34	31	38	42	21	-	-	-	-	-
	0859 North & South Esk Elementary School	156	14	20	23	30	23	21	25	-	-	-	-	-	-	-
	0825 North & South Esk Regional High School	185	-	-	-	-	-	-	-	28	28	29	42	29	29	-
	4260 Parkwood Heights Elementary School	277	47	48	53	49	42	38	-	-	-	-	-	-	-	-
	4017 Rexton Elementary School	314	52	49	44	57	48	64	-	-	-	-	-	-	-	-
	3823 Sugarloaf Senior High School	347	-	-	-	-	-	-	-	-	-	89	87	91	79	1
	4207 Superior Middle School	282	-	-	-	-	-	-	83	91	108	-	-	-	-	-
	0802 Tabusintac Community School	84	7	11	5	13	8	5	9	17	9	-	-	-	-	-
	4261 Terry Fox Elementary School	277	45	41	47	50	47	47	-	-	-	-	-	-	-	-
Total - Anglophone North School District		7,722	490	495	514	555	531	526	542	543	541	699	776	768	736	6

Table 22. Enrolment by School by Grade, October 1st, 2022 (continued)

School		Total	Grade												Prev. Grads	
District	School Number and Name		K	01	02	03	04	05	06	07	08	09	10	11		12
Anglophone South School District																
	1801	Apohaqui Elementary School	95	20	15	21	9	16	14	-	-	-	-	-	-	-
	2101	Back Bay Elementary School	46	5	6	4	13	8	10	-	-	-	-	-	-	-
	2003	Barnhill Memorial School	340	-	-	-	-	-	-	111	105	124	-	-	-	-
	2066	Bayside Middle School	647	-	-	-	-	-	-	235	199	213	-	-	-	-
	2004	Bayview School	205	26	29	25	42	38	45	-	-	-	-	-	-	-
	2005	Beaconsfield Middle School	237	-	-	-	-	-	-	82	81	74	-	-	-	-
	1938	Belleisle Elementary School	143	27	24	20	16	28	28	-	-	-	-	-	-	-
	1945	Belleisle Regional High School	189	-	-	-	-	-	-	19	24	29	26	27	32	31
	2103	Blacks Harbour School	154	29	22	28	30	23	22	-	-	-	-	-	-	-
	2301	Campobello Island Consolidated School	118	10	17	10	10	11	2	10	8	9	12	8	7	4
	2007	Centennial School	233	45	36	28	50	36	38	-	-	-	-	-	-	-
	2008	Champlain Heights School	317	54	62	44	51	55	51	-	-	-	-	-	-	-
	1948	Chris Saunders Memorial Elementary School	267	36	48	55	42	48	38	-	-	-	-	-	-	-
	2104	Deer Island Community School	52	7	2	7	4	2	6	8	6	10	-	-	-	-
	1940	Dr. A. T. Leatherbarrow Primary School	235	73	68	94	-	-	-	-	-	-	-	-	-	-
	1930	Fairvale Elementary School	345	39	56	52	73	70	55	-	-	-	-	-	-	-
	2013	Forest Hills School	666	44	68	55	69	52	49	109	108	112	-	-	-	-
	2111	Fundy Middle and High School	570	-	-	-	-	-	-	65	88	72	92	93	80	80
	2074	Fundy Shores School	79	15	18	6	12	17	11	-	-	-	-	-	-	-
	2014	Glen Falls School	131	17	25	17	21	23	28	-	-	-	-	-	-	-
	2068	Grand Bay Primary School	107	28	42	37	-	-	-	-	-	-	-	-	-	-
	2201	Grand Manan Community School	370	34	40	27	36	32	28	32	33	26	24	28	18	12
	1944	Hammond River Valley Elementary School	156	27	28	28	21	28	24	-	-	-	-	-	-	-
	1939	Hampton Elementary School	284	-	-	-	94	94	96	-	-	-	-	-	-	-
	1947	Hampton High School	599	-	-	-	-	-	-	-	-	-	154	139	144	160
	1921	Hampton Middle School	369	-	-	-	-	-	-	129	109	131	-	-	-	-
	2060	Harbour View High School	1,001	-	-	-	-	-	-	-	-	-	214	237	263	284
	1929	Harry Miller Middle School	324	-	-	-	-	-	-	111	106	107	-	-	-	-
	2020	Hazen-White-St. Francis School	161	27	21	22	21	28	42	-	-	-	-	-	-	-
	2016	Inglewood School	127	-	-	-	37	41	49	-	-	-	-	-	-	-
	2070	Island View School	387	46	71	63	71	70	66	-	-	-	-	-	-	-
	1931	Kennebecasis Park Elementary School	165	38	23	29	25	24	26	-	-	-	-	-	-	-
	1941	Kennebecasis Valley High School	1,104	-	-	-	-	-	-	-	-	-	273	269	280	278
	1943	Lakefield Elementary School	368	59	50	54	63	69	73	-	-	-	-	-	-	-
	2028	Lakewood Heights School	260	34	49	40	54	42	41	-	-	-	-	-	-	-
	2302	Lawrence Station Elementary School	37	5	4	7	7	-	14	-	-	-	-	-	-	-
	2030	Loch Lomond School	284	26	52	58	59	44	45	-	-	-	-	-	-	-
	2059	M. Gerald Teed Memorial School	216	54	81	81	-	-	-	-	-	-	-	-	-	-
	1925	Macdonald Consolidated School	232	26	24	27	30	23	29	21	24	28	-	-	-	-
	2065	Millidgeville North School	554	-	-	-	75	73	69	105	97	135	-	-	-	-
	2339	Milltown Elementary School	180	42	31	25	22	27	33	-	-	-	-	-	-	-

Table 22. Enrolment by School by Grade, October 1st, 2022 (continued)

School		Total	Grade												Prev. Grads	
District	School Number and Name		K	01	02	03	04	05	06	07	08	09	10	11		12
Anglophone South School District																
	1811 Norton Elementary School	121	10	23	15	22	23	28	-	-	-	-	-	-	-	-
	2039 Prince Charles School	177	23	18	24	17	18	17	16	20	24	-	-	-	-	-
	2041 Princess Elizabeth School	507	44	34	30	34	40	42	106	97	80	-	-	-	-	-
	1932 Quispamsis Elementary School	362	51	63	45	68	73	62	-	-	-	-	-	-	-	-
	1946 Quispamsis Middle School	541	-	-	-	-	-	-	172	173	196	-	-	-	-	-
	2072 River Valley Middle School	283	-	-	-	-	-	-	85	100	98	-	-	-	-	-
	1927 Rothesay Elementary School	452	76	70	85	72	73	76	-	-	-	-	-	-	-	-
	1928 Rothesay High School	578	-	-	-	-	-	-	-	-	-	138	146	146	147	1
	1942 Rothesay Park School	168	-	-	-	-	-	-	48	62	58	-	-	-	-	-
	2043 Saint John High School	995	-	-	-	-	-	-	-	-	-	238	258	243	256	-
	2057 Saint Rose School	251	47	31	33	51	36	53	-	-	-	-	-	-	-	-
	2075 Seaside Park Elementary School	503	84	75	97	77	85	85	-	-	-	-	-	-	-	-
	2047 Simonds High School	920	-	-	-	-	-	-	-	-	-	232	250	240	198	-
	2310 Sir James Dunn Academy	192	-	-	-	-	-	-	38	19	17	25	23	34	35	1
	2110 St. George Elementary School	240	34	34	42	45	43	42	-	-	-	-	-	-	-	-
	2067 St. John the Baptist/King Edward School	242	21	25	25	33	32	39	20	33	14	-	-	-	-	-
	2051 St. Malachy's Memorial High School	1,009	-	-	-	-	-	-	-	-	-	257	257	269	220	6
	2052 St. Martins School	66	8	14	13	11	10	10	-	-	-	-	-	-	-	-
	2336 St. Stephen Elementary School	449	63	77	79	74	65	91	-	-	-	-	-	-	-	-
	2338 St. Stephen High School	515	-	-	-	-	-	-	-	-	-	132	141	134	107	1
	2337 St. Stephen Middle School	371	-	-	-	-	-	-	128	116	127	-	-	-	-	-
	1819 Sussex Corner Elementary School	274	46	41	39	51	40	57	-	-	-	-	-	-	-	-
	1817 Sussex Elementary School	470	69	73	81	78	71	98	-	-	-	-	-	-	-	-
	1820 Sussex Middle School	498	-	-	-	-	-	-	152	176	170	-	-	-	-	-
	1818 Sussex Regional High School	679	-	-	-	-	-	-	-	-	-	163	164	166	182	4
	2311 Vincent Massey Elementary School	131	19	26	14	28	20	24	-	-	-	-	-	-	-	-
	2062 Westfield School	311	54	42	50	66	43	56	-	-	-	-	-	-	-	-
	2206 White Head Elementary School	2	-	1	-	1	-	-	-	-	-	-	-	-	-	-
Total - Anglophone South School District		23,661	1,542	1,659	1,636	1,785	1,694	1,812	1,802	1,784	1,854	1,980	2,040	2,056	1,994	23

Table 22. Enrolment by School by Grade, October 1st, 2022 (continued)

School District	School Number and Name	Total	Grade												Prev. Grads	
			K	01	02	03	04	05	06	07	08	09	10	11		12
Anglophone West School District																
2703	McAdam Elementary School	64	14	10	13	9	10	8	-	-	-	-	-	-	-	-
2704	McAdam High School	88	-	-	-	-	-	-	10	20	10	10	15	10	13	-
2910	Meduxnekeag Consolidated School	651	80	66	69	86	70	70	77	67	66	-	-	-	-	-
2411	Minto Elementary Middle School	360	33	32	37	33	41	35	39	47	63	-	-	-	-	-
2407	Minto Memorial High School	166	-	-	-	-	-	-	-	-	-	49	34	32	51	-
2633	Montgomery Street Elementary School	242	38	46	39	44	43	32	-	-	-	-	-	-	-	-
2802	Nackawic Elementary School	224	33	36	34	41	31	49	-	-	-	-	-	-	-	-
2811	Nackawic Middle School	110	-	-	-	-	-	-	37	29	44	-	-	-	-	-
2801	Nackawic Senior High School	261	-	-	-	-	-	-	-	-	-	72	59	67	60	3
2620	Nashwaak Valley School	107	21	23	17	11	17	18	-	-	-	-	-	-	-	-
2621	Nashwaaksis Memorial School	364	53	48	57	74	57	75	-	-	-	-	-	-	-	-
2636	Nashwaaksis Middle School	629	-	-	-	-	-	-	193	227	209	-	-	-	-	-
2639	New Maryland Elementary School	520	73	96	101	95	76	79	-	-	-	-	-	-	-	-
2513	Oromocto High School	1,137	-	-	-	-	-	-	-	-	-	309	252	284	291	1
2623	Park Street Elementary School	360	52	46	58	65	68	71	-	-	-	-	-	-	-	-
3105	Perth-Andover Middle School	190	-	-	-	-	-	-	60	66	64	-	-	-	-	-
2624	Priestman Street Elementary School	287	44	48	45	50	50	50	-	-	-	-	-	-	-	-
2512	Ridgeview Middle School	349	-	-	-	-	-	-	120	127	102	-	-	-	-	-
2638	Royal Road Elementary School	322	49	52	58	62	52	49	-	-	-	-	-	-	-	-
5401	Saint Mary's Academy	292	27	18	28	23	27	23	17	23	26	28	19	18	15	-
3106	Southern Victoria High School	301	-	-	-	-	-	-	-	-	-	75	71	97	58	-
0906	Stanley Consolidated School	250	16	13	22	22	17	26	21	24	19	15	13	21	21	-
2510	Summerhill Street Elementary School	254	-	-	-	84	87	83	-	-	-	-	-	-	-	-
2505	Sunbury West School	252	24	34	22	25	26	41	27	25	28	-	-	-	-	-
3111	Tobique Valley High School	135	-	-	-	-	-	-	14	23	24	20	15	20	19	-
2911	Townsvie School	648	63	66	72	69	74	64	84	82	74	-	-	-	-	-
0905	Upper Miramichi Elementary School	91	16	13	10	24	13	15	-	-	-	-	-	-	-	-
2908	Woodstock High School	651	-	-	-	-	-	-	-	-	-	172	166	163	148	2
Total - Anglophone West School District		23,708	1,637	1,640	1,686	1,817	1,779	1,747	1,827	1,905	1,882	1,961	1,912	1,961	1,932	22

Table 22. Enrolment by School by Grade, October 1st, 2022 (continued)

School		Total	Grade												Prev.	
District	School Number and Name		K	01	02	03	04	05	06	07	08	09	10	11	12	Grads
District scolaire francophone Nord-Est																
	4109 Académie Assomption	48	6	12	8	11	9	2	-	-	-	-	-	-	-	-
	3511 Académie Notre-Dame	173	24	20	10	20	18	17	15	19	30	-	-	-	-	-
	3516 Aux quatre vents	210	-	-	-	-	-	-	-	-	-	58	47	54	51	-
	4157 Carrefour Étudiant	228	21	33	15	28	20	29	25	25	32	-	-	-	-	-
	0761 Centre scolaire communautaire La fontaine	412	20	24	23	27	29	27	28	25	21	55	40	56	37	-
	4161 Cité de l'Amitié	327	51	63	50	56	51	56	-	-	-	-	-	-	-	-
	0714 École La Passerelle	193	20	24	17	22	24	24	18	20	24	-	-	-	-	-
	0702 École La Relève-de-Saint-Isidore	156	21	19	17	20	9	20	15	22	13	-	-	-	-	-
	0719 École La Ruche	304	50	46	35	59	65	49	-	-	-	-	-	-	-	-
	0725 École La Source	345	23	46	33	44	34	43	44	44	34	-	-	-	-	-
	0762 École La Villa des Amis	144	16	14	9	14	17	17	18	19	20	-	-	-	-	-
	0609 École La-Rivière	87	6	14	13	4	13	11	11	10	5	-	-	-	-	-
	0720 École Le Tremplin	176	-	-	-	-	-	-	49	63	64	-	-	-	-	-
	0503 École Léandre-LeGresley	133	13	18	16	18	15	11	14	16	12	-	-	-	-	-
	0627 École L'Envolée	400	35	41	46	48	47	32	54	52	45	-	-	-	-	-
	0513 École L'Escale-des-Jeunes	70	4	5	9	9	6	12	10	7	8	-	-	-	-	-
	0625 École L'Étincelle	129	9	12	17	9	12	17	26	14	13	-	-	-	-	-
	0540 École Marguerite-Bourgeois	373	42	32	37	43	38	49	41	42	49	-	-	-	-	-
	0601 École Marie-Esther	407	-	-	-	-	-	-	-	-	-	105	104	106	92	-
	0752 École René-Chouinard	71	11	6	9	4	5	10	7	9	10	-	-	-	-	-
	4156 École secondaire Népisguit	727	-	-	-	-	-	-	-	-	-	200	190	170	166	1
	0604 École Soeur-Saint-Alexandre	244	30	18	26	22	25	37	32	22	32	-	-	-	-	-
	0541 École Terre des Jeunes	224	24	14	17	29	30	27	33	25	25	-	-	-	-	-
	0504 École Univers Jeunesse	71	8	7	7	7	9	9	9	6	9	-	-	-	-	-
	4143 François-Xavier-Daigle	95	10	6	4	14	9	8	10	14	20	-	-	-	-	-
	4125 La Croisée	220	23	23	22	20	20	24	28	30	30	-	-	-	-	-
	3517 La Mosaïque du Nord	262	38	23	28	33	24	27	37	31	21	-	-	-	-	-
	4158 Le Domaine Étudiant	227	-	-	-	-	33	44	39	53	58	-	-	-	-	-
	3724 Le Galion des Appalaches	563	70	56	57	66	60	58	60	74	62	-	-	-	-	-
	4114 Le Tournesol	167	29	37	51	50	-	-	-	-	-	-	-	-	-	-
	4159 Place-des-Jeunes	195	-	-	-	-	-	-	53	65	77	-	-	-	-	-
	0539 Polyvalente Louis-Mailloux	401	-	-	-	-	-	-	-	-	-	118	98	100	84	1
	3722 Polyvalente Roland-Pépin	286	-	-	-	-	-	-	-	-	-	78	55	72	80	1
	0760 Polyvalente W.-Arthur-Losier	639	-	-	-	-	-	-	-	-	-	154	161	174	147	3
Total - District scolaire francophone Nord-Est		8,707	604	613	576	677	622	660	676	707	714	768	695	732	657	6

Table 22. Enrolment by School by Grade, October 1st, 2022 (continued)

School		Total	Grade												Prev.	
District	School Number and Name		K	01	02	03	04	05	06	07	08	09	10	11	12	Grads
District scolaire francophone Nord-Ouest																
	3329 Carrefour de la Jeunesse	361	33	39	38	41	37	43	34	58	38	-	-	-	-	-
	3327 Centre d'apprentissage du Haut-Madawaska	172	14	24	16	20	14	17	23	27	17	-	-	-	-	-
	3325 Cité des Jeunes A.-M.-Sormany	991	-	-	-	-	-	-	-	-	-	264	236	241	250	-
	3326 École communautaire Ernest-Lang	72	8	7	13	8	6	6	5	8	11	-	-	-	-	-
	3316 École communautaire Saint-Joseph	85	13	14	5	14	7	5	9	6	12	-	-	-	-	-
	3215 École Grande-Rivière	257	15	14	20	17	16	14	16	17	30	29	23	19	27	-
	0109 École Marie-Gaétane	295	19	25	30	14	28	22	19	22	20	14	25	24	33	-
	3205 École Mgr-Lang	174	18	21	26	24	28	23	34	-	-	-	-	-	-	-
	0101 École Mgr-Martin	261	38	32	33	34	41	43	40	-	-	-	-	-	-	-
	3320 École Mgr-Matthieu-Mazerolle	105	9	12	14	8	12	15	13	10	12	-	-	-	-	-
	3309 École Notre-Dame	377	34	40	38	38	36	39	49	57	46	-	-	-	-	-
	3317 École Régionale Saint-Basile	299	28	22	27	42	38	33	31	43	35	-	-	-	-	-
	3321 École Régionale Sainte-Anne	129	17	14	12	19	14	13	17	12	11	-	-	-	-	-
	3314 École Saint-Jacques	266	19	21	26	27	36	33	34	41	29	-	-	-	-	-
	3218 Élémentaire Sacré-Coeur	300	40	38	40	40	35	58	49	-	-	-	-	-	-	-
	0118 Polyvalente A.-J.-Savoie	219	-	-	-	-	-	-	-	39	41	38	32	30	39	-
	3217 Polyvalente Thomas-Albert	567	-	-	-	-	-	-	-	100	90	101	82	82	112	-
	3211 Régionale-de-Saint-André	124	18	15	15	17	14	27	18	-	-	-	-	-	-	-
Total - District scolaire francophone Nord-Ouest		5,054	323	338	353	363	362	391	391	440	392	446	398	396	461	-

Table 22. Enrolment by School by Grade, October 1st, 2022 (continued)

School		Total	Grade												Prev.	
District	School Number and Name		K	01	02	03	04	05	06	07	08	09	10	11	12	Grads
District scolaire francophone Sud																
	5201 Centre scolaire Samuel-de-Champlain	761	43	51	56	47	61	48	82	83	61	71	43	57	58	-
	1340 École Abbey-Landry	411	43	34	48	51	50	47	48	46	44	-	-	-	-	-
	1348 École Amirault	233	80	72	81	-	-	-	-	-	-	-	-	-	-	-
	1357 École Anna-Malenfant	639	84	102	121	118	108	106	-	-	-	-	-	-	-	-
	1364 École Antonine-Maillet	562	-	-	-	-	-	-	180	203	179	-	-	-	-	-
	5107 École Arc-en-ciel	359	40	48	49	38	40	44	34	35	31	-	-	-	-	-
	1206 École Blanche-Bourgeois	203	23	22	20	27	24	22	19	24	22	-	-	-	-	-
	1215 École Calixte-F.-Savoie	80	10	12	7	10	12	5	8	7	9	-	-	-	-	-
	1227 École Camille-Vautour	172	18	14	23	16	23	17	20	15	26	-	-	-	-	-
	5301 École Carrefour Beausoleil	284	28	25	28	28	25	20	28	17	22	19	14	15	15	-
	1361 École Carrefour de l'Acadie	265	-	-	-	-	-	-	73	97	95	-	-	-	-	-
	1334 École Champlain	1,091	141	141	118	137	136	96	124	102	96	-	-	-	-	-
	1226 École Clément-Cormier	442	-	-	-	-	-	-	-	-	-	122	105	123	92	-
	5138 École des Bâtisseurs	469	71	67	74	92	70	95	-	-	-	-	-	-	-	-
	5202 École des Pionniers	197	36	38	29	35	26	33	-	-	-	-	-	-	-	-
	1356 École Donat-Robichaud	304	36	31	30	30	40	31	33	34	39	-	-	-	-	-
	1202 École Dr-Marguerite-Michaud	242	26	23	29	29	26	23	34	26	26	-	-	-	-	-
	1358 École Grande-Digue	247	25	33	23	31	23	25	33	25	29	-	-	-	-	-
	1363 École Le Marais	254	-	-	-	82	74	98	-	-	-	-	-	-	-	-
	1359 École Le Mascaret	316	-	-	-	-	-	-	109	102	105	-	-	-	-	-
	1362 École Le Sommet	978	80	111	100	117	127	123	120	97	103	-	-	-	-	-
	5139 École Les Éclaireurs	500	69	65	43	58	62	58	64	42	39	-	-	-	-	-
	1360 École L'Odysée	1,095	-	-	-	-	-	-	-	-	-	305	291	266	230	3
	1355 École Mathieu-Martin	1,336	-	-	-	-	-	-	-	-	-	368	346	310	311	1
	1315 École Mgr-François-Bourgeois	535	72	50	58	53	57	59	53	54	79	-	-	-	-	-
	3954 École Mgr-Marcel-François-Richard	399	18	23	29	29	20	19	23	16	25	31	45	57	60	4
	1228 École Mont Carmel	162	23	10	24	19	22	10	15	20	19	-	-	-	-	-
	1213 École Notre-Dame	125	20	12	11	12	20	8	16	10	16	-	-	-	-	-
	1317 École Père-Edgar-T.-LeBlanc	364	41	42	39	33	47	53	41	34	34	-	-	-	-	-
	3905 École Régionale de Baie-Sainte-Anne	79	4	7	3	5	4	9	4	4	10	2	3	14	9	1
	5137 École Sainte-Anne	797	-	-	-	-	-	-	72	80	87	166	122	135	131	4
	1349 École Sainte-Bernadette	317	51	63	52	51	49	51	-	-	-	-	-	-	-	-
	1335 École Sainte-Thérèse	400	51	68	54	63	70	94	-	-	-	-	-	-	-	-
	1350 École Saint-Henri	391	62	55	69	64	76	65	-	-	-	-	-	-	-	-
	3955 École Soleil Levant	233	35	27	26	25	23	26	27	19	25	-	-	-	-	-
	3924 Étoile de l'Acadie	252	11	21	20	20	32	14	12	22	14	22	17	26	20	1
	1331 Polyvalente Louis-J.-Robichaud	611	-	-	-	-	-	-	-	-	-	146	158	157	149	1
Total - District scolaire francophone Sud		16,105	1,241	1,267	1,264	1,320	1,347	1,299	1,272	1,214	1,235	1,252	1,144	1,160	1,075	15

Table 23. Enrolment in French Immersion by School by Grade, October 1st, 2022

School		Total	Grade											
District	School Number and Name		01	02	03	04	05	06	07	08	09	10	11	12
Anglophone East School District														
	1572 Arnold H. McLeod School	153	32	35	29	21	36	-	-	-	-	-	-	-
	1569 Bernice MacNaughton High School	384	-	-	-	-	-	-	-	-	100	85	98	101
	1504 Bessborough School	328	47	35	46	33	48	29	51	39	-	-	-	-
	1505 Birchmount School	234	32	28	28	17	18	45	37	29	-	-	-	-
	1702 Caledonia Regional High School	109	-	-	-	-	-	16	23	19	19	14	12	6
	1567 Claude D. Taylor School	114	15	22	23	25	29	-	-	-	-	-	-	-
	1573 Edith Cavell School	67	16	14	4	7	4	10	5	7	-	-	-	-
	1576 Evergreen Park School	266	62	48	60	52	44	-	-	-	-	-	-	-
	1514 Forest Glen School	95	27	26	20	22	-	-	-	-	-	-	-	-
	1550 Frank L. Bowser School	187	34	31	39	43	40	-	-	-	-	-	-	-
	1517 Harrison Trimble High School	500	-	-	-	-	-	-	-	-	138	167	97	98
	1519 Hillcrest School	24	-	-	-	-	-	15	6	3	-	-	-	-
	1571 Lewisville Middle School	230	-	-	-	-	-	94	60	76	-	-	-	-
	1574 Lou MacNarin School	224	67	48	38	36	35	-	-	-	-	-	-	-
	1528 Magnetic Hill School	292	35	37	29	44	33	36	33	45	-	-	-	-
	1579 Maplehurst Middle School	461	-	-	-	-	-	133	174	154	-	-	-	-
	1402 Marshview Middle School	195	-	-	-	-	59	42	44	50	-	-	-	-
	1539 Moncton High School	424	-	-	-	-	-	-	-	-	126	104	110	84
	1577 Northrop Frye School	334	77	66	63	69	59	-	-	-	-	-	-	-
	1604 Petitcodiac Regional School	368	27	21	27	15	20	48	48	36	37	39	22	28
	1416 Port Elgin Regional School	28	-	-	-	-	-	10	6	12	-	-	-	-
	1547 Queen Elizabeth School	134	27	14	16	17	15	12	11	22	-	-	-	-
	1578 Riverview East School	479	71	54	65	48	47	64	71	59	-	-	-	-
	1570 Riverview High School	577	-	-	-	-	-	-	-	-	161	140	124	152
	1549 Riverview Middle School	316	-	-	-	-	-	90	103	123	-	-	-	-
	1417 Salem Elementary School	217	48	64	47	58	-	-	-	-	-	-	-	-
	1607 Salisbury Elementary School	149	36	41	38	34	-	-	-	-	-	-	-	-
	1610 Salisbury Regional School	325	-	-	-	-	29	46	35	43	49	40	45	38
	1553 Shediac Cape School	163	29	35	17	17	17	16	14	18	-	-	-	-
	1559 Sunny Brae Middle School	111	-	-	-	-	25	32	24	30	-	-	-	-
	1411 Tantramar Regional High School	187	-	-	-	-	-	-	-	-	56	54	41	36
	1551 West Riverview School	117	21	23	29	25	19	-	-	-	-	-	-	-
Total - Anglophone East School District		7,792	703	642	618	583	577	738	745	765	686	643	549	543

Table 23. Enrolment in French Immersion by School by Grade, October 1st, 2022 (continued)

School		Total	Grade											
District	School Number and Name		01	02	03	04	05	06	07	08	09	10	11	12
Anglophone North School District														
	4201 Bathurst High School	73	-	-	-	-	-	-	-	29	23	11	10	
	0843 Blackville School	50	-	-	-	9	8	10	5	14	-	-	4	-
	4055 Bonar Law Memorial School	92	-	-	-	-	-	-	-	29	26	22	15	
	3806 Campbellton Middle School	62	-	-	-	-	14	14	16	18	-	-	-	-
	3615 Dalhousie Regional High School	84	-	-	-	-	-	17	13	11	11	11	14	7
	1025 Dr. Losier Middle School	82	-	-	-	-	-	24	28	30	-	-	-	-
	4056 Eleanor W. Graham Middle School	48	-	-	-	-	-	16	15	17	-	-	-	-
	0858 Gretna Green School	163	21	22	23	15	24	18	17	23	-	-	-	-
	1020 James M. Hill Memorial High School	123	-	-	-	-	-	-	-	-	23	39	31	30
	1026 King Street Elementary School	169	38	35	33	29	34	-	-	-	-	-	-	-
	3613 L.E. Reinsborough School	76	16	18	17	11	14	-	-	-	-	-	-	-
	3803 Lord Beaverbrook School	81	26	18	27	10	-	-	-	-	-	-	-	-
	0860 Max Aitken Academy	237	28	26	28	31	30	32	31	31	-	-	-	-
	0811 Miramichi Valley High School	137	-	-	-	-	-	-	-	-	41	34	32	30
	1017 Nelson Rural School	76	16	10	16	7	-	8	8	11	-	-	-	-
	0859 North & South Esk Elementary School	62	12	8	17	9	8	8	-	-	-	-	-	-
	4260 Parkwood Heights Elementary School	112	27	30	21	22	12	-	-	-	-	-	-	-
	4017 Rexton Elementary School	101	22	17	21	18	23	-	-	-	-	-	-	-
	3823 Sugarloaf Senior High School	63	-	-	-	-	-	-	-	-	19	22	13	9
	4207 Superior Middle School	134	-	-	-	-	-	41	49	44	-	-	-	-
	4261 Terry Fox Elementary School	108	25	20	20	24	19	-	-	-	-	-	-	-
Total - Anglophone North School District		2,133	231	204	223	185	186	188	182	199	152	155	127	101

Table 23. Enrolment in French Immersion by School by Grade, October 1st, 2022 (continued)

School		Total	Grade											
District	School Number and Name		01	02	03	04	05	06	07	08	09	10	11	12
Anglophone South School District														
	2003 Barnhill Memorial School	169	-	-	-	-	-	59	44	66	-	-	-	-
	2066 Bayside Middle School	198	-	-	-	-	-	79	63	56	-	-	-	-
	2005 Beaconsfield Middle School	91	-	-	-	-	-	24	39	28	-	-	-	-
	1945 Belleisle Regional High School	72	-	-	-	-	-	12	12	11	7	8	13	9
	1948 Chris Saunders Memorial Elementary School	114	25	29	24	19	17	-	-	-	-	-	-	-
	1940 Dr. A. T. Leatherbarrow Primary School	88	32	56	-	-	-	-	-	-	-	-	-	-
	1930 Fairvale Elementary School	137	26	22	35	30	24	-	-	-	-	-	-	-
	2013 Forest Hills School	285	33	23	35	23	13	44	52	62	-	-	-	-
	2111 Fundy Middle and High School	171	-	-	-	-	-	14	28	16	32	35	35	11
	2068 Grand Bay Primary School	28	16	12	-	-	-	-	-	-	-	-	-	-
	1939 Hampton Elementary School	146	-	-	49	47	50	-	-	-	-	-	-	-
	1947 Hampton High School	236	-	-	-	-	-	-	-	-	68	64	57	47
	1921 Hampton Middle School	186	-	-	-	-	-	55	58	73	-	-	-	-
	2060 Harbour View High School	291	-	-	-	-	-	-	-	-	68	69	81	73
	1929 Harry Miller Middle School	188	-	-	-	-	-	68	61	59	-	-	-	-
	2016 Inglewood School	46	-	-	11	20	15	-	-	-	-	-	-	-
	2070 Island View School	140	31	22	31	28	28	-	-	-	-	-	-	-
	1941 Kennebecasis Valley High School	543	-	-	-	-	-	-	-	-	161	134	136	112
	1943 Lakefield Elementary School	158	23	32	36	32	35	-	-	-	-	-	-	-
	2030 Loch Lomond School	93	14	24	23	17	15	-	-	-	-	-	-	-
	2059 M. Gerald Teed Memorial School	89	48	41	-	-	-	-	-	-	-	-	-	-
	1925 Macdonald Consolidated School	39	-	-	-	-	-	14	11	14	-	-	-	-
	2065 Millidgeville North School	209	-	-	32	32	24	34	32	55	-	-	-	-
	2041 Princess Elizabeth School	60	-	-	-	6	4	18	18	14	-	-	-	-
	1932 Quispamsis Elementary School	142	34	23	31	35	19	-	-	-	-	-	-	-
	1946 Quispamsis Middle School	294	-	-	-	-	-	92	112	90	-	-	-	-
	2072 River Valley Middle School	153	-	-	-	-	-	41	52	60	-	-	-	-
	1927 Rothesay Elementary School	167	39	36	32	27	33	-	-	-	-	-	-	-
	1928 Rothesay High School	267	-	-	-	-	-	-	-	-	64	75	60	68
	1942 Rothesay Park School	101	-	-	-	-	-	31	37	33	-	-	-	-
	2043 Saint John High School	291	-	-	-	-	-	-	-	-	76	58	72	85
	2075 Seaside Park Elementary School	116	29	33	20	16	18	-	-	-	-	-	-	-
	2047 Simonds High School	193	-	-	-	-	-	-	-	-	53	50	53	37
	2110 St. George Elementary School	96	15	20	18	20	23	-	-	-	-	-	-	-
	2051 St. Malachy's Memorial High School	355	-	-	-	-	-	-	-	-	105	92	75	83
	2336 St. Stephen Elementary School	193	38	44	34	32	45	-	-	-	-	-	-	-
	2338 St. Stephen High School	153	-	-	-	-	-	-	-	-	42	46	45	20
	2337 St. Stephen Middle School	162	-	-	-	-	-	37	52	73	-	-	-	-

Table 23. Enrolment in French Immersion by School by Grade, October 1st, 2022 (continued)

School		Grade												
District	School Number and Name	Total	01	02	03	04	05	06	07	08	09	10	11	12
Anglophone South School District														
	1819 Sussex Corner Elementary School	95	18	14	24	13	26	-	-	-	-	-	-	-
	1817 Sussex Elementary School	164	26	36	32	31	39	-	-	-	-	-	-	-
	1820 Sussex Middle School	237	-	-	-	-	-	73	81	83	-	-	-	-
	1818 Sussex Regional High School	254	-	-	-	-	-	-	-	-	82	65	60	47
	2062 Westfield School	93	13	21	19	16	24	-	-	-	-	-	-	-
Total - Anglophone South School District		7,303	460	488	486	444	452	695	752	793	758	696	687	592

Table 23. Enrolment in French Immersion by School by Grade, October 1st, 2022 (continued)

School		Total	Grade											
District	School Number and Name		01	02	03	04	05	06	07	08	09	10	11	12
Anglophone West School District														
	3107 Andover Elementary School	36	-	-	14	12	10	-	-	-	-	-	-	-
	2506 Assiniboine Avenue Elementary School	62	38	24	-	-	-	-	-	-	-	-	-	-
	2602 Barkers Point Elementary School	99	22	13	27	22	15	-	-	-	-	-	-	-
	2641 Bliss Carman Middle School	335	-	-	-	-	-	111	104	120	-	-	-	-
	3018 Carleton North High School	146	-	-	-	-	-	-	-	-	40	42	31	33
	2604 Connaught Street School	180	30	39	53	24	34	-	-	-	-	-	-	-
	2605 Devon Middle School	254	-	-	-	-	-	75	96	83	-	-	-	-
	3009 Florenceville Elementary School	103	20	20	23	20	20	-	-	-	-	-	-	-
	3008 Florenceville Middle School	77	-	-	-	-	-	20	26	31	-	-	-	-
	2608 Forest Hill Elementary School	33	33	-	-	-	-	-	-	-	-	-	-	-
	2635 Fredericton High School	710	-	-	-	-	-	-	-	-	218	193	152	147
	2609 Garden Creek School	185	37	38	37	41	32	-	-	-	-	-	-	-
	2619 George Street Middle School	307	-	-	-	-	-	110	109	88	-	-	-	-
	2508 Gesner Street Elementary School	67	31	36	-	-	-	-	-	-	-	-	-	-
	2642 Gibson-Neill Memorial Elementary School	224	36	54	40	47	47	-	-	-	-	-	-	-
	2643 Hanwell Park Academy	263	32	32	29	42	27	37	33	31	-	-	-	-
	2511 Harold Peterson Middle School	160	-	-	-	-	-	48	52	60	-	-	-	-
	2909 Hartland Community School	29	-	-	-	-	-	14	15	-	-	-	-	-
	2701 Harvey Elementary School	94	17	21	19	23	14	-	-	-	-	-	-	-
	2705 Harvey High School	108	-	-	-	-	-	15	16	19	18	20	8	12
	2509 Hubbard Elementary School	95	-	-	30	33	32	-	-	-	-	-	-	-
	5001 John Caldwell School	138	12	14	13	11	11	11	12	7	11	18	9	9
	2611 Keswick Ridge School	50	15	-	8	9	18	-	-	-	-	-	-	-
	2640 Leo Hayes High School	664	-	-	-	-	-	-	-	-	175	162	156	171
	2634 Liverpool Street Elementary School	141	-	44	33	36	28	-	-	-	-	-	-	-
	2910 Meduxnekeag Consolidated School	195	21	20	26	23	23	28	27	27	-	-	-	-
	2411 Minto Elementary Middle School	103	20	18	9	19	10	12	-	15	-	-	-	-
	2633 Montgomery Street Elementary School	96	23	18	18	18	19	-	-	-	-	-	-	-
	2802 Nackawic Elementary School	66	12	11	12	14	17	-	-	-	-	-	-	-
	2811 Nackawic Middle School	36	-	-	-	-	-	11	8	17	-	-	-	-
	2801 Nackawic Senior High School	72	-	-	-	-	-	-	-	-	26	11	18	17
	2621 Nashwaaksis Memorial School	165	22	26	43	26	48	-	-	-	-	-	-	-
	2636 Nashwaaksis Middle School	341	-	-	-	-	-	97	122	122	-	-	-	-
	2639 New Maryland Elementary School	255	56	58	52	49	40	-	-	-	-	-	-	-
	2513 Oromocto High School	252	-	-	-	-	-	-	-	-	68	55	63	66
	2623 Park Street Elementary School	207	30	37	50	46	44	-	-	-	-	-	-	-
	3105 Perth-Andover Middle School	37	-	-	-	-	-	9	14	14	-	-	-	-
	2624 Priestman Street Elementary School	79	19	18	13	15	14	-	-	-	-	-	-	-

Table 23. Enrolment in French Immersion by School by Grade, October 1st, 2022 (continued)

School		Total	Grade											
District	School Number and Name		01	02	03	04	05	06	07	08	09	10	11	12
Anglophone West School District														
	2512 Ridgeview Middle School	42	-	-	-	-	-	18	15	9	-	-	-	-
	2638 Royal Road Elementary School	130	27	37	21	22	23	-	-	-	-	-	-	-
	3106 Southern Victoria High School	43	-	-	-	-	-	-	-	-	8	14	11	10
	2510 Summerhill Street Elementary School	98	-	-	33	37	28	-	-	-	-	-	-	-
	2911 Townsview School	233	33	34	23	27	25	32	31	28	-	-	-	-
	2908 Woodstock High School	233	-	-	-	-	-	-	-	-	67	57	55	54
Total - Anglophone West School District		7,243	586	612	626	616	579	648	680	671	631	572	503	519

Dropouts

Table 7. Effort numbers under Family Health, Page of 4 rows, as of September 2002

Year	11	12	13	14	15	16	17	18	19	20
2002	379	439	457	416	440	454	433	351	193	45
2001	539	587	556	394	381	385	404	330	133	36
2000	546	497	530	545	524	538	531	474	97	27
1999	196	172	160	171	185	179	184	136	45	11
1998	167	185	181	171	171	173	170	145	119	60
1997	356	369	373	347	381	369	377	296	43	12
1996	324	330	379	357	312	361	349	279	82	4
1995	155	147	166	172	191	186	179	213	79	26
1994	156	174	269	286	303	310	248	286	43	3
1993	267	262	263	248	264	248	201	211	227	26
1992	215	254	239	227	232	203	205	194	170	35
1991	250	228	233	243	227	203	205	194	166	82
1990	209	210	234	231	228	203	205	194	249	79
1989	469	484	517	510	462	495	520	525	296	32
1988	432	511	476	469	460	483	480	482	378	49
1987	266	272	279	279	251	260	240	265	204	58
1986	249	287	313	338	261	252	229	260	283	27
1985	307	318	297	297	325	313	355	327	277	113
1984	268	233	233	272	272	280	280	282	207	42
1983	256	254	256	254	256	256	256	251	209	82
1982	321	344	319	317	314	314	314	318	273	113
1981	272	272	303	272	303	303	294	294	256	47
1980	289	287	275	289	275	275	275	275	242	89
1979	264	264	207	264	207	207	207	207	207	50

Table 8. Enrollment by School District, Age and Grade, September 30, 2002

Age	13	14	15	16	17	18
13	3,290	3,387	3,417	3,484	2,793	94
14	51.6	51.8	51.9	51.9	51.3	65
15	3,182	3,231	3,231	2,656	48.7	5
16	48.2	48.1	48.1	48.7	48.7	48
17	1,497	1,466	1,466	1,210	51.2	48
18	52.1	50.0	50.0	51.2	48.8	48
19	1,379	1,468	1,468	1,153	48.8	48
20	47.9	50.0	49.50	4.003	51.2	48
21	4,914	4,950	4,950	4,003	48.8	48
22	51.9	51.3	51.3	51.2	48.8	48
23	4,561	4,699	4,699	3,803	48.8	48
24	609	48.7	48.7	48.7	48.8	48

**Table 24. Dropouts and Enrolment by School District for Grades 7 - 12
September 30, 2020 to September 30, 2021**

School District	Enrolment K-12	Enrolment 7-12	Number of Dropouts	Percent Dropped Out
Anglophone Districts				
Anglophone East School District	16,153	7,745	74	1.0
Anglophone North School District	7,014	3,703	71	1.9
Anglophone South School District	22,519	10,953	90	0.8
Anglophone West School District	22,442	10,770	104	1.0
Francophone Districts				
District scolaire francophone Nord-Est	8,765	4,187	22	0.5
District scolaire francophone Nord-Ouest	5,044	2,430	8	0.3
District scolaire francophone Sud	15,326	6,678	29	0.4
Anglophone	68,128	33,171	339	1.0
Francophone	29,135	13,295	59	0.4
Province	97,263	46,466	398	0.9