

# Summary Statistics

School Year 2016-2017

Prepared by  
Policy & Planning Division  
Department of Education and  
Early Childhood Development

April 2017





# Summary Statistics

**School Year 2016-2017**

**Prepared by**

**Policy & Planning Division**

**Department of Education and  
Early Childhood Development**

**April 2017**



# Table of Contents

---

<b>Summary</b> .....	<b>1</b>
Number of Schools, Enrolment, Educators and Pupil/Educator Ratio, September 30, 2016 <b>Table 1</b> .....	3
<hr/>	
<b>Schools</b> .....	<b>5</b>
Schools by District and Level of Instruction, September 30, 2016 <b>Table 2</b> .....	7
Summary of Schools by Level and Language of Instruction, September 30, 2016 <b>Table 3</b> .....	7
<hr/>	
<b>Enrolment</b> .....	<b>9</b>
Enrolment by School District by Grade, September 30, 2016 <b>Table 4</b> .....	11
Enrolment by School District, Grade and Gender, September 30, 2016 <b>Table 5</b> .....	12
Enrolment in French Immersion by School District, Grade and Gender, September 30, 2016 <b>Table 5a</b> .....	13
Enrolment by School District, by Age and Gender, September 30, 2016 <b>Table 6</b> .....	14
Enrolment by Grade, Age and Gender, September 30, 2016 <b>Table 7</b> .....	15
Enrolment by School District and Language of Instruction, September 30, 2016 <b>Table 8</b> .....	16
Enrolment in French Immersion by School District by Grade, September 30, 2016 <b>Table 9</b> .....	17
<hr/>	
<b>Classes</b> .....	<b>19</b>
Number of Classes by School District and Grade: Kindergarten to Grade 8, September 30, 2016 <b>Table 10</b> .....	21
Number of French Immersion Classes by School District and Grade: Kindergarten to Grade 8, September 30, 2016 <b>Table 10a</b> .....	22
Number of English only Classes by School District and Grade: Kindergarten to Grade 8, September 30, 2016 <b>Table 10b</b> .....	23
Number of Combined Classes by School District and Grade Combination, September 30, 2016 <b>Table 11</b> .....	24
Number of French Immersion Combined Classes by School District and Grade Combination, September 30, 2016 <b>Table 11a</b> .....	25
Number of English only Combined Classes by School District and Grade Combination, September 30, 2016 <b>Table 11b</b> .....	26
Average Class Size by School District and Grade Level, September 30, 2016 <b>Table 12</b> .....	27

<b>Educators, Professional and Non-Educational Support Staff</b> .....	<b>29</b>
Full-Time Equivalent Educators by School District and Position, September 30, 2016 <b>Table 13</b> .....	31
Full-Time Equivalent Support Staff by Linguistic Sector and Position, September 30, 2016 <b>Table 14</b> .....	32
<hr/>	
<b>Graduates</b> .....	<b>33</b>
Number of High School Graduates, School Year 2015-2016 <b>Table 15</b> .....	35
<hr/>	
<b>Selected Comparisons</b> .....	<b>39</b>
Number of Schools by District and Year, September 30, 2004 to September 30, 2016 <b>Table 16</b> .....	41
Enrolment by School District and Year, September 30, 2006 to September 30, 2016 <b>Table 17</b> . . .	42
Enrolment in French Immersion by School District and Year, September 30, 2006 to September 30, 2016 <b>Table 17a</b> .....	43
Enrolment by Grade and Year, September 30, 1998 to September 30, 2016 <b>Table 18</b> .....	44
Enrolment in French Immersion by Grade and Year, September 30, 2002 to September 30, 2016 <b>Table 18a</b> .....	47
Combined Classes by School District and Year, September 30, 2006 to September 30, 2016 <b>Table 19</b> .....	48
Educators and Pupil/Educator Ratio by School District and Year, September 30, 2009 to September 30, 2016 <b>Table 20</b> .....	49
<hr/>	
<b>Statistical Information by School</b> .....	<b>51</b>
Enrolment and School Level Educators, September 30, 2016 <b>Table 21</b> .....	53
Enrolment by School by Grade, September 30, 2016 <b>Table 22</b> .....	62
Enrolment in French Immersion by School by Grade, September 30, 2016 <b>Table 23</b> .....	71
<hr/>	
<b>Dropouts</b> .....	<b>77</b>
Dropouts and Enrolment by School District for Grades 7 - 12, September 30, 2014 to September 30, 2015 <b>Table 24</b> .....	79

# Summary

Table 7. Effectiveness Index (E) of Schools, 1990-91 to 2000-01

School	1990-91	1991-92	1992-93	1993-94	1994-95	1995-96	1996-97	1997-98	1998-99	1999-00	2000-01
1	1.1	1.2	1.3	1.4	1.5	1.6	1.7	1.8	1.9	2.0	2.1
2	1.2	1.3	1.4	1.5	1.6	1.7	1.8	1.9	2.0	2.1	2.2
3	1.3	1.4	1.5	1.6	1.7	1.8	1.9	2.0	2.1	2.2	2.3
4	1.4	1.5	1.6	1.7	1.8	1.9	2.0	2.1	2.2	2.3	2.4
5	1.5	1.6	1.7	1.8	1.9	2.0	2.1	2.2	2.3	2.4	2.5
6	1.6	1.7	1.8	1.9	2.0	2.1	2.2	2.3	2.4	2.5	2.6
7	1.7	1.8	1.9	2.0	2.1	2.2	2.3	2.4	2.5	2.6	2.7
8	1.8	1.9	2.0	2.1	2.2	2.3	2.4	2.5	2.6	2.7	2.8
9	1.9	2.0	2.1	2.2	2.3	2.4	2.5	2.6	2.7	2.8	2.9
10	2.0	2.1	2.2	2.3	2.4	2.5	2.6	2.7	2.8	2.9	3.0

Table 8. Enrollment by School District, Age and Grade, September 30, 2000

School District	Age	Grade	Enrollment
1	5-17	1-12	1,497
2	5-17	1-12	1,468
3	5-17	1-12	1,379
4	5-17	1-12	1,468
5	5-17	1-12	1,468
6	5-17	1-12	1,468
7	5-17	1-12	1,468
8	5-17	1-12	1,468
9	5-17	1-12	1,468
10	5-17	1-12	1,468

Table 9. Summary of Enrollment Data

Year	Enrollment	Change
1990-91	3,290	0.0
1991-92	3,387	2.7
1992-93	3,417	0.9
1993-94	3,484	1.9
1994-95	3,519	1.0
1995-96	3,656	3.9
1996-97	3,793	3.7
1997-98	3,877	2.3
1998-99	3,914	0.9
1999-00	4,003	2.3
2000-01	4,076	1.8





**Table 1. Number of Schools, Enrolment, Educators and Pupil/Educator Ratio, September 30, 2016**

<b>School District</b>	<b>Number of Schools</b>	<b>Pupil Enrolment</b>	<b>Educators<sup>1</sup></b>	<b>Pupil/Educator Ratio</b>
<b>Anglophone Districts</b>				
Anglophone East School District	37	15,624	1,147.5	13.6
Anglophone North School District	32	7,428	626.1	11.9
Anglophone South School District	72	22,969	1,670.8	13.7
Anglophone West School District	69	22,901	1,698.4	13.5
<b>Francophone Districts</b>				
District scolaire francophone Nord-Est	37	9,520	777.3	12.2
District scolaire francophone Nord-Ouest	19	5,335	424.5	12.6
District scolaire francophone Sud	36	14,065	1,037.9	13.6
<b>Anglophone</b>	<b>210</b>	<b>68,922</b>	<b>5,142.7</b>	<b>13.4</b>
<b>Francophone</b>	<b>92</b>	<b>28,920</b>	<b>2,239.7</b>	<b>12.9</b>
<b>Province</b>	<b>302</b>	<b>97,842</b>	<b>7,382.4</b>	<b>13.3</b>

<sup>1</sup> Educators are employees who deliver educational and/or pupil personnel services in a professional capacity. Excludes positions vacant on September 30, 2016.



# Schools

**Table 7. Enrollment numbers under Federal of States, Page of 14 years, as of September 2002**

Year	2000	2001	2002	2003	2004	2005	2006	2007	2008	2009	2010	2011	2012	2013	2014	2015	2016	2017	2018	2019	2020	
...	...	...	...	...	...	...	...	...	...	...	...	...	...	...	...	...	...	...	...	...	...	...

**Table 8. Enrollment by School District, Age and Grade, September 30, 2002**

School District	Age	Grade	Enrollment
...	...	...	...

3,290	3,387	3,417	3,484	2,793
51.6	51.9	51.8	51.9	51.3
3,182	3,231	3,231	2,656	48.7
48.2	48.1	48.1	48.7	1,210
1,497	1,466	1,466	1,153	51.2
52.1	50.0	50.0	48.8	48.7
1,379	1,468	1,468	4,003	48.7
47.9	50.0	50.0	51.2	48.7
4,914	4,950	4,950	3,800	48.7
51.9	51.3	51.3	48.7	48.7
4,561	4,699	4,699	48.7	48.7
48.7	48.1	48.7	48.7	48.7



**Table 2. Schools by District and Level of Instruction, September 30, 2016<sup>1</sup>**

School District	K-5	K-8	K-12	6-8	6-12	9-12	Total
<b>Anglophone Districts</b>							
Anglophone East School District	12	14	3	2	1	5	37
Anglophone North School District	12	8	1	4	2	5	32
Anglophone South School District	40	8	2	10	3	9	72
Anglophone West School District	32	9	6	9	5	8	69
<b>Francophone Districts</b>							
District scolaire francophone Nord-Est	4	24	1	2	1	5	37
District scolaire francophone Nord-Ouest	-	14	1	-	3	1	19
District scolaire francophone Sud	7	17	4	2	2	4	36
<b>Anglophone</b>	<b>96</b>	<b>39</b>	<b>12</b>	<b>25</b>	<b>11</b>	<b>27</b>	<b>210</b>
<b>Francophone</b>	<b>11</b>	<b>55</b>	<b>6</b>	<b>4</b>	<b>6</b>	<b>10</b>	<b>92</b>
<b>Province</b>	<b>107</b>	<b>94</b>	<b>18</b>	<b>29</b>	<b>17</b>	<b>37</b>	<b>302</b>

**Table 3. Summary of Schools by Level and Language of Instruction, September 30, 2016<sup>1</sup>**

Anglophone Districts			Francophone Districts	
Level	English	English and Immersion	Level	Schools
K-5	78	69	K-8	82
6-8	32	55		
9-12	15	35	9-12	22

<sup>1</sup> Please note that each school is counted only once in Table 2. However, in Table 3, a school can be counted in more than one category. For example: a school with grade level K-12 is counted three times in Table 3; once in the K-5 category, once in the 6-8 category, and once in the 9-12 category. That same K-12 school is only counted once in Table 2 in the K-12 category.



# Enrolment

**Table 7. Enrolment numbers under Federal Education, Page 14 of 14, as at 30 September 2002**

Year	2000	2001	2002
Total	1,497	1,466	1,210
Primary	52.1	50.0	51.2
Secondary	1,379	1,468	1,158
Technical	47.9	50.0	48.8
University	8	4,914	4,950
Other	3	51.9	51.3
Private	609	4,561	4,699
Public	48.7	48.1	48.7

**Table 8. Enrolment by School District, Age and Gender, September 30, 2002**

School District	Age	Gender	Enrolment
Abbotsford	5-17	Male	1,178
Abbotsford	5-17	Female	47.6
Abbotsford	18-24	Male	4.4
Abbotsford	18-24	Female	50.0
Abbotsford	25-34	Male	4.076
Abbotsford	25-34	Female	51.6

Year	2000	2001	2002
Total	3,290	3,387	3,417
Primary	51.6	51.9	51.3
Secondary	3,182	3,231	2,656
Technical	48.2	48.1	48.7
University	1,497	1,466	1,210
Other	52.1	50.0	51.2
Private	1,379	1,468	1,158
Public	47.9	50.0	48.8





**Table 4. Enrolment by School District by Grade, September 30, 2016**

School District	Total	Grade												Previous Graduates	
		K	1	2	3	4	5	6	7	8	9	10	11		12
<b>Anglophone Districts</b>															
Anglophone East School District	15,624	1,081	1,120	1,219	1,193	1,151	1,113	1,091	1,184	1,143	1,263	1,318	1,376	1,346	26
Anglophone North School District	7,428	424	442	428	460	500	512	497	498	575	678	747	778	870	19
Anglophone South School District	22,969	1,668	1,705	1,699	1,792	1,776	1,715	1,674	1,661	1,685	1,787	1,833	1,913	2,043	18
Anglophone West School District	22,901	1,647	1,729	1,696	1,738	1,682	1,668	1,725	1,717	1,754	1,742	1,798	2,004	1,978	23
<b>Francophone Districts</b>															
District scolaire francophone Nord-Est	9,520	675	702	708	759	689	707	647	703	726	753	760	813	874	4
District scolaire francophone Nord-Ouest	5,335	383	430	387	446	403	396	431	379	413	408	411	408	439	1
District scolaire francophone Sud	14,065	1,191	1,167	1,208	1,233	1,155	1,184	1,042	1,015	1,084	1,010	949	905	917	5
<b>Anglophone</b>	<b>68,922</b>	<b>4,820</b>	<b>4,996</b>	<b>5,042</b>	<b>5,183</b>	<b>5,109</b>	<b>5,008</b>	<b>4,987</b>	<b>5,060</b>	<b>5,157</b>	<b>5,470</b>	<b>5,696</b>	<b>6,071</b>	<b>6,237</b>	<b>86</b>
<b>Francophone</b>	<b>28,920</b>	<b>2,249</b>	<b>2,299</b>	<b>2,303</b>	<b>2,438</b>	<b>2,247</b>	<b>2,287</b>	<b>2,120</b>	<b>2,097</b>	<b>2,223</b>	<b>2,171</b>	<b>2,120</b>	<b>2,126</b>	<b>2,230</b>	<b>10</b>
<b>Province</b>	<b>97,842</b>	<b>7,069</b>	<b>7,295</b>	<b>7,345</b>	<b>7,621</b>	<b>7,356</b>	<b>7,295</b>	<b>7,107</b>	<b>7,157</b>	<b>7,380</b>	<b>7,641</b>	<b>7,816</b>	<b>8,197</b>	<b>8,467</b>	<b>96</b>

Table 5. Enrolment by School District, Grade and Gender, September 30, 2016

School District	Gender	Grade												Prev. grads	Total	
		K	1	2	3	4	5	6	7	8	9	10	11			12
<b>Anglophone Districts</b>																
Anglophone East School District	Male	561	556	596	626	603	586	534	632	590	662	696	734	739	10	8,125
	Female	520	564	623	567	548	527	557	552	553	601	622	642	607	16	7,499
Anglophone North School District	Male	226	221	223	246	239	269	258	255	269	359	386	388	449	10	3,798
	Female	198	221	205	214	261	243	239	243	306	319	361	390	421	9	3,630
Anglophone South School District	Male	853	853	870	949	921	879	839	846	812	900	927	991	1,059	7	11,706
	Female	815	852	829	843	855	836	835	815	873	887	906	922	984	11	11,263
Anglophone West School District	Male	831	880	861	884	874	843	875	893	857	895	913	1,025	1,053	9	11,693
	Female	816	849	835	854	808	825	850	824	897	847	885	979	925	14	11,208
<b>Francophone Districts</b>																
District scolaire francophone Nord-Est	Male	321	353	374	409	344	385	328	366	364	400	383	436	430	3	4,896
	Female	354	349	334	350	345	322	319	337	362	353	377	377	444	1	4,624
District scolaire francophone Nord-Ouest	Male	210	214	193	209	202	204	218	208	207	203	199	191	227	1	2,686
	Female	173	216	194	237	201	192	213	171	206	205	212	217	212	-	2,649
District scolaire francophone Sud	Male	618	581	615	596	597	601	540	520	555	519	468	426	462	4	7,102
	Female	573	586	593	637	558	583	502	495	529	491	481	479	455	1	6,963
<b>Total</b>																
Anglophone	Male	2,471	2,510	2,550	2,705	2,637	2,577	2,506	2,626	2,528	2,816	2,922	3,138	3,300	36	35,322
	%	51.3	50.2	50.6	52.2	51.6	51.5	50.3	51.9	49.0	51.5	51.3	51.7	52.9	41.9	51.2
Francophone	Female	2,349	2,486	2,492	2,478	2,472	2,431	2,481	2,434	2,629	2,654	2,774	2,933	2,937	50	33,600
	%	48.7	49.8	49.4	47.8	48.4	48.5	49.7	48.1	51.0	48.5	48.7	48.3	47.1	58.1	48.8
Province	Male	1,149	1,148	1,182	1,214	1,143	1,190	1,086	1,094	1,126	1,122	1,050	1,053	1,119	8	14,684
	%	51.1	49.9	51.3	49.8	50.9	52.0	51.2	52.2	50.7	51.7	49.5	49.5	50.2	80.0	50.8
Province	Female	1,100	1,151	1,121	1,224	1,104	1,097	1,034	1,003	1,097	1,049	1,070	1,073	1,111	2	14,236
	%	48.9	50.1	48.7	50.2	49.1	48.0	48.8	47.8	49.3	48.3	50.5	50.5	49.8	20.0	49.2
Province	Male	3,620	3,658	3,732	3,919	3,780	3,767	3,592	3,720	3,654	3,938	3,972	4,191	4,419	44	50,006
	%	51.2	50.1	50.8	51.4	51.4	51.6	50.5	52.0	49.5	51.5	50.8	51.1	52.2	45.8	51.1
Province	Female	3,449	3,637	3,613	3,702	3,576	3,528	3,515	3,437	3,726	3,703	3,844	4,006	4,048	52	47,836
	%	48.8	49.9	49.2	48.6	48.6	48.4	49.5	48.0	50.5	48.5	49.2	48.9	47.8	54.2	48.9

**Table 5a. Enrolment in French Immersion by School District, Grade and Gender, September 30, 2016**

School District	Gender	Grade												Total
		1	2	3	4	5	6	7	8	9	10	11	12	
<b>Anglophone Districts</b>														
Anglophone East School District	Male	-	-	329	295	256	294	310	292	279	248	222	156	2,681
	Female	-	-	335	320	287	384	358	349	342	322	249	198	3,144
Anglophone North School District	Male	-	-	85	73	84	88	86	72	78	53	36	41	696
	Female	-	-	108	101	94	100	101	119	111	113	97	87	1,031
Anglophone South School District	Male	-	-	298	241	202	356	297	309	275	241	245	274	2,738
	Female	-	-	325	294	277	432	422	462	388	402	355	328	3,685
Anglophone West School District	Male	-	-	335	297	254	323	298	259	244	231	175	151	2,567
	Female	-	-	412	364	350	447	398	364	313	308	263	258	3,477
<b>Total</b>														
Total	Gender	Grade												Total
		1	2	3	4	5	6	7	8	9	10	11	12	
Anglophone	Male	-	-	1,047	906	796	1,061	991	932	876	773	678	622	8,682
	%	-	-	47.0	45.6	44.1	43.8	43.7	41.9	43.2	40.3	41.3	41.7	43.4
	Female	-	-	1,180	1,079	1,008	1,363	1,279	1,294	1,154	1,145	964	871	11,337
	%	-	-	53.0	54.4	55.9	56.2	56.3	58.1	56.8	59.7	58.7	58.3	56.6
Province	Male	-	-	1,047	906	796	1,061	991	932	876	773	678	622	8,682
	%	-	-	47.0	45.6	44.1	43.8	43.7	41.9	43.2	40.3	41.3	41.7	43.4
	Female	-	-	1,180	1,079	1,008	1,363	1,279	1,294	1,154	1,145	964	871	11,337
	%	-	-	53.0	54.4	55.9	56.2	56.3	58.1	56.8	59.7	58.7	58.3	56.6

Table 6. Enrolment by School District, by Age and Gender, September 30, 2016

School District	Gender	Age as of September 30, 2016																	Total	
		4 yrs & less	5	6	7	8	9	10	11	12	13	14	15	16	17	18	19	20		21 yrs & over
<b>Anglophone Districts</b>																				
Anglophone East School District	Male	130	561	550	575	629	613	568	566	622	601	614	650	716	568	121	35	6	-	8,125
	Female	112	524	588	617	537	553	518	567	548	562	578	594	632	466	72	24	6	1	7,499
Anglophone North School District	Male	55	209	222	215	264	223	276	246	244	267	354	350	348	329	137	44	14	1	3,798
	Female	46	198	209	206	225	260	244	244	243	301	302	334	384	319	74	28	11	2	3,630
Anglophone South School District	Male	165	820	830	910	915	902	888	807	824	838	846	888	939	848	219	43	17	7	11,706
	Female	187	792	838	878	790	854	811	837	839	844	866	879	851	780	154	38	12	13	11,263
Anglophone West School District	Male	185	808	867	874	893	839	860	848	915	872	847	878	985	818	158	32	10	4	11,693
	Female	191	802	870	813	847	801	831	847	853	861	835	866	969	691	101	26	3	1	11,208
<b>Francophone Districts</b>																				
District scolaire francophone Nord-Est	Male	62	334	356	370	391	339	356	357	367	365	367	400	411	321	73	19	6	2	4,896
	Female	69	352	360	342	344	334	301	337	338	354	368	345	391	333	37	13	3	3	4,624
District scolaire francophone Nord-Ouest	Male	48	217	196	195	203	191	195	211	217	198	189	196	207	171	46	4	2	-	2,686
	Female	39	180	220	192	234	184	192	199	181	204	200	218	223	147	25	6	3	2	2,649
District scolaire francophone Sud	Male	146	600	578	596	628	577	572	542	535	532	502	446	443	334	52	13	6	-	7,102
	Female	119	578	603	592	607	572	576	482	512	516	500	437	486	355	20	6	2	-	6,963
<b>Total by Gender</b>																				
		Age as of September 30, 2016																		
		4 yrs & less	5	6	7	8	9	10	11	12	13	14	15	16	17	18	19	20	21 yrs & over	Total
Anglophone	Male	535	2,398	2,469	2,574	2,701	2,577	2,592	2,467	2,605	2,578	2,661	2,766	2,988	2,563	635	154	47	12	35,322
	%	50.0	50.9	49.6	50.6	53.0	51.1	51.9	49.7	51.2	50.1	50.8	50.9	51.3	53.2	61.3	57.0	59.5	41.4	51.2
	Female	536	2,316	2,505	2,514	2,399	2,468	2,404	2,495	2,483	2,568	2,581	2,673	2,836	2,256	401	116	32	17	33,600
	%	50.0	49.1	50.4	49.4	47.0	48.9	48.1	50.3	48.8	49.9	49.2	49.1	48.7	46.8	38.7	43.0	40.5	58.6	48.8
Francophone	Male	256	1,151	1,130	1,161	1,222	1,107	1,123	1,110	1,119	1,095	1,058	1,042	1,061	826	171	36	14	2	14,684
	%	53.0	50.9	48.9	50.8	50.8	50.4	51.2	52.2	52.0	50.5	49.8	51.0	49.1	49.7	67.6	59.0	63.6	28.6	50.8
	Female	227	1,110	1,183	1,126	1,185	1,090	1,069	1,018	1,031	1,074	1,068	1,000	1,100	835	82	25	8	5	14,236
	%	47.0	49.1	51.1	49.2	49.2	49.6	48.8	47.8	48.0	49.5	50.2	49.0	50.9	50.3	32.4	41.0	36.4	71.4	49.2
Province	Male	791	3,549	3,599	3,735	3,923	3,684	3,715	3,577	3,724	3,673	3,719	3,808	4,049	3,389	806	190	61	14	50,006
	%	50.9	50.9	49.4	50.6	52.3	50.9	51.7	50.5	51.5	50.2	50.5	50.9	50.7	52.3	62.5	57.4	60.4	38.9	51.1
	Female	763	3,426	3,688	3,640	3,584	3,558	3,473	3,513	3,514	3,642	3,649	3,673	3,936	3,091	483	141	40	22	47,836
	%	49.1	49.1	50.6	49.4	47.7	49.1	48.3	49.5	48.5	49.8	49.5	49.1	49.3	47.7	37.5	42.6	39.6	61.1	48.9

**Table 7. Enrolment by Grade, Age and Gender, September 30, 2016**

Age on Sept. 30	Gender	Grade												Prev. Grads	Total		
		K	1	2	3	4	5	6	7	8	9	10	11			12	
4 yrs & less	Male	791	-	-	-	-	-	-	-	-	-	-	-	-	-	-	791
	Female	763	-	-	-	-	-	-	-	-	-	-	-	-	-	-	763
	Total	1,554	-	-	-	-	-	-	-	-	-	-	-	-	-	-	1,554
5 yrs	Male	2,784	765	-	-	-	-	-	-	-	-	-	-	-	-	-	3,549
	Female	2,661	765	-	-	-	-	-	-	-	-	-	-	-	-	-	3,426
	Total	5,445	1,530	-	-	-	-	-	-	-	-	-	-	-	-	-	6,975
6 yrs	Male	45	2,808	745	1	-	-	-	-	-	-	-	-	-	-	-	3,599
	Female	25	2,808	854	1	-	-	-	-	-	-	-	-	-	-	-	3,688
	Total	70	5,616	1,599	2	-	-	-	-	-	-	-	-	-	-	-	7,287
7 yrs	Male	-	85	2,893	757	-	-	-	-	-	-	-	-	-	-	-	3,735
	Female	-	63	2,718	859	-	-	-	-	-	-	-	-	-	-	-	3,640
	Total	-	148	5,611	1,616	-	-	-	-	-	-	-	-	-	-	-	7,375
8 yrs	Male	-	-	94	3,042	786	1	-	-	-	-	-	-	-	-	-	3,923
	Female	-	1	41	2,783	758	1	-	-	-	-	-	-	-	-	-	3,584
	Total	-	1	135	5,825	1,544	2	-	-	-	-	-	-	-	-	-	7,507
9 yrs	Male	-	-	-	118	2,848	717	1	-	-	-	-	-	-	-	-	3,684
	Female	-	-	-	59	2,729	770	-	-	-	-	-	-	-	-	-	3,558
	Total	-	-	-	177	5,577	1,487	1	-	-	-	-	-	-	-	-	7,242
10 yrs	Male	-	-	-	1	143	2,870	698	3	-	-	-	-	-	-	-	3,715
	Female	-	-	-	-	88	2,653	732	-	-	-	-	-	-	-	-	3,473
	Total	-	-	-	1	231	5,523	1,430	3	-	-	-	-	-	-	-	7,188
11 yrs	Male	-	-	-	-	2	176	2,702	696	1	-	-	-	-	-	-	3,577
	Female	-	-	-	-	1	100	2,676	733	3	-	-	-	-	-	-	3,513
	Total	-	-	-	-	3	276	5,378	1,429	4	-	-	-	-	-	-	7,090
12 yrs	Male	-	-	-	-	1	3	188	2,825	706	1	-	-	-	-	-	3,724
	Female	-	-	-	-	-	3	103	2,590	817	1	-	-	-	-	-	3,514
	Total	-	-	-	-	1	6	291	5,415	1,523	2	-	-	-	-	-	7,238
13 yrs	Male	-	-	-	-	-	-	3	192	2,752	725	1	-	-	-	-	3,673
	Female	-	-	-	-	-	-	4	111	2,768	757	2	-	-	-	-	3,642
	Total	-	-	-	-	-	-	7	303	5,520	1,482	3	-	-	-	-	7,315
14 yrs	Male	-	-	-	-	-	-	-	4	182	2,852	680	1	-	-	-	3,719
	Female	-	-	-	-	-	-	-	2	134	2,750	761	2	-	-	-	3,649
	Total	-	-	-	-	-	-	-	6	316	5,602	1,441	3	-	-	-	7,368
15 yrs	Male	-	-	-	-	-	-	-	-	12	328	2,829	637	2	-	-	3,808
	Female	-	-	-	-	-	-	-	-	3	174	2,787	706	3	-	-	3,673
	Total	-	-	-	-	-	-	-	-	15	502	5,616	1,343	5	-	-	7,481
16 yrs	Male	-	-	-	-	-	-	-	-	-	27	399	2,921	702	-	-	4,049
	Female	-	-	-	-	-	-	-	-	-	1	17	242	2,910	766	-	3,936
	Total	-	-	-	-	-	-	-	-	-	1	44	641	5,831	1,468	-	7,985
17 yrs	Male	-	-	-	-	-	-	-	-	-	4	47	500	2,829	9	-	3,389
	Female	-	-	-	-	-	-	-	-	-	3	46	312	2,722	8	-	3,091
	Total	-	-	-	-	-	-	-	-	-	7	93	812	5,551	17	-	6,480
18 yrs	Male	-	-	-	-	-	-	-	-	-	1	14	108	661	22	-	806
	Female	-	-	-	-	-	-	-	-	1	-	1	4	57	387	33	483
	Total	-	-	-	-	-	-	-	-	1	-	2	18	165	1,048	55	1,289
19 yrs	Male	-	-	-	-	-	-	-	-	1	-	2	20	159	8	-	190
	Female	-	-	-	-	-	-	-	-	-	-	2	16	117	6	-	141
	Total	-	-	-	-	-	-	-	-	1	-	4	36	276	14	-	331
20 yrs	Male	-	-	-	-	-	-	-	-	-	-	-	4	53	4	-	61
	Female	-	-	-	-	-	-	1	-	-	-	-	-	34	5	-	40
	Total	-	-	-	-	-	-	1	-	-	-	-	-	87	9	-	101
21 yrs & over	Male	-	-	-	-	-	-	-	-	-	-	-	-	13	1	-	14
	Female	-	-	-	-	-	-	-	-	-	-	-	3	19	-	-	22
	Total	-	-	-	-	-	-	-	-	-	-	-	3	32	1	-	36
<b>Total</b>	<b>Male</b>	<b>3,620</b>	<b>3,658</b>	<b>3,732</b>	<b>3,919</b>	<b>3,780</b>	<b>3,767</b>	<b>3,592</b>	<b>3,720</b>	<b>3,654</b>	<b>3,938</b>	<b>3,972</b>	<b>4,191</b>	<b>4,419</b>	<b>44</b>	-	<b>50,006</b>
	<b>Female</b>	<b>3,449</b>	<b>3,637</b>	<b>3,613</b>	<b>3,702</b>	<b>3,576</b>	<b>3,528</b>	<b>3,515</b>	<b>3,437</b>	<b>3,726</b>	<b>3,703</b>	<b>3,844</b>	<b>4,006</b>	<b>4,048</b>	<b>52</b>	-	<b>47,836</b>
	<b>Total</b>	<b>7,069</b>	<b>7,295</b>	<b>7,345</b>	<b>7,621</b>	<b>7,356</b>	<b>7,295</b>	<b>7,107</b>	<b>7,157</b>	<b>7,380</b>	<b>7,641</b>	<b>7,816</b>	<b>8,197</b>	<b>8,467</b>	<b>96</b>	-	<b>97,842</b>

**Table 8. Enrolment by School District and Language of Instruction,  
September 30, 2016**

<b>School District</b>	<b>English</b>	<b>French</b>	<b>French Immersion</b>	<b>Total</b>
<b>Anglophone Districts</b>				
Anglophone East School District	9,799	-	5,825	15,624
Anglophone North School District	5,701	-	1,727	7,428
Anglophone South School District	16,546	-	6,423	22,969
Anglophone West School District	16,857	-	6,044	22,901
<b>Francophone Districts</b>				
District scolaire francophone Nord-Est	-	9,520	-	9,520
District scolaire francophone Nord-Ouest	-	5,335	-	5,335
District scolaire francophone Sud	-	14,065	-	14,065
<b>Anglophone</b>	<b>48,903</b>	<b>-</b>	<b>20,019</b>	<b>68,922</b>
<b>Francophone</b>	<b>-</b>	<b>28,920</b>	<b>-</b>	<b>28,920</b>
<b>Province</b>	<b>48,903</b>	<b>28,920</b>	<b>20,019</b>	<b>97,842</b>

**Table 9. Enrolment in French Immersion by School District by Grade, September 30, 2016**

School District	Total	Grade											
		1	2	3	4	5	6	7	8	9	10	11	12
<b>Anglophone Districts</b>													
Anglophone East School District	5,825	-	-	664	615	543	678	668	641	621	570	471	354
Anglophone North School District	1,727	-	-	193	174	178	188	187	191	189	166	133	128
Anglophone South School District	6,423	-	-	623	535	479	788	719	771	663	643	600	602
Anglophone West School District	6,044	-	-	747	661	604	770	696	623	557	539	438	409
<b>Total</b>	<b>20,019</b>	-	-	<b>2,227</b>	<b>1,985</b>	<b>1,804</b>	<b>2,424</b>	<b>2,270</b>	<b>2,226</b>	<b>2,030</b>	<b>1,918</b>	<b>1,642</b>	<b>1,493</b>





# Classes

**Table 7. Small numbers under Federal Order, Page of 14 rows, as of September 2002**

Year	2000	2001	2002	2003	2004	2005	2006	2007	2008	2009	2010	2011	2012	2013	2014	2015	2016	2017	2018	2019	2020	
...	...	...	...	...	...	...	...	...	...	...	...	...	...	...	...	...	...	...	...	...	...	...

**Table 8. Enrollment by School District, Age and Grade, September 30, 2002**

School District	Age	Grade	Enrollment
...	...	...	...

3,290	3,387	3,417	3,484	2,793
51.6	51.9	51.9	51.3	51.3
3,182	3,231	2,656	48.7	48.7
48.2	48.1	48.7	1,497	1,466
1,210	50.0	51.2	52.1	50.0
1,379	1,468	1,153	47.9	50.0
4,914	4,950	4,003	8	4,914
51.9	51.3	51.2	3	51.9
4,561	4,699	3,800	609	4,561
48.7	48.7	48.7	48.7	48.7



**Table 10. Number of Classes by School District and Grade: Kindergarten to Grade 8, September 30, 2016**

School District	Total	Grade									Combined Classes
		K	1	2	3	4	5	6	7	8	
<b>Anglophone Districts</b>											
Anglophone East School District	523	57	54	62	51	44	51	42	39	48	75
Anglophone North School District	240	23	19	21	20	20	24	22	19	21	51
Anglophone South School District	756	82	77	80	74	63	72	66	60	67	115
Anglophone West School District	764	86	81	82	76	61	72	66	59	67	114
<b>Francophone Districts</b>											
District scolaire francophone Nord-Est	341	41	42	45	37	32	32	30	31	33	18
District scolaire francophone Nord-Ouest	198	23	27	25	21	18	17	21	16	20	10
District scolaire francophone Sud	508	70	67	63	55	47	47	43	44	47	25
<b>Anglophone</b>	<b>2,283</b>	<b>248</b>	<b>231</b>	<b>245</b>	<b>221</b>	<b>188</b>	<b>219</b>	<b>196</b>	<b>177</b>	<b>203</b>	<b>355</b>
<b>Francophone</b>	<b>1,047</b>	<b>134</b>	<b>136</b>	<b>133</b>	<b>113</b>	<b>97</b>	<b>96</b>	<b>94</b>	<b>91</b>	<b>100</b>	<b>53</b>
<b>Province</b>	<b>3,330</b>	<b>382</b>	<b>367</b>	<b>378</b>	<b>334</b>	<b>285</b>	<b>315</b>	<b>290</b>	<b>268</b>	<b>303</b>	<b>408</b>

**Table 10a. Number of French Immersion Classes by School District and Grade:  
Kindergarten to Grade 8, September 30, 2016**

School District	Total	Grade									Combined Classes
		K	1	2	3	4	5	6	7	8	
<b>Anglophone Districts</b>											
Anglophone East School District	178	-	-	-	29	23	22	25	21	29	29
Anglophone North School District	57	-	-	-	11	7	7	9	8	7	8
Anglophone South School District	189	-	-	-	31	23	24	33	33	38	7
Anglophone West School District	188	-	-	-	37	24	23	32	27	23	22
<b>Total</b>	<b>612</b>	<b>-</b>	<b>-</b>	<b>-</b>	<b>108</b>	<b>77</b>	<b>76</b>	<b>99</b>	<b>89</b>	<b>97</b>	<b>66</b>

**Table 10b. Number of English only Classes by School District and Grade:  
Kindergarten to Grade 8, September 30, 2016**

School District	Total	Grade								Combined Classes	
		K	1	2	3	4	5	6	7		8
<b>Anglophone Districts</b>											
Anglophone East School District	349	57	54	62	22	21	29	17	18	21	48
Anglophone North School District	186	23	19	21	9	13	17	14	12	15	43
Anglophone South School District	576	82	77	80	43	40	48	33	31	34	108
Anglophone West School District	576	86	81	82	39	37	49	34	32	44	92
<b>Total</b>	<b>1,687</b>	<b>248</b>	<b>231</b>	<b>245</b>	<b>113</b>	<b>111</b>	<b>143</b>	<b>98</b>	<b>93</b>	<b>114</b>	<b>291</b>

Table 11. Number of Combined Classes by School District and Grade Combination, September 30, 2016

School District	Total	Combined Class Grade Groupings														
		K-1	K-1-2	K-1-2-3-4	1-2	1-2-3	2-3	2-4	3-4	3-4-5	4-5	5-6	5-6-7-8	6-7	6-7-8	7-8
<b>Anglophone Districts</b>																
Anglophone East School District	75	9	1	-	5	-	2	-	16	-	7	3	-	19	-	13
Anglophone North School District	51	12	-	-	5	-	5	1	7	-	8	1	-	4	2	6
Anglophone South School District	115	12	17	-	15	1	5	-	15	5	19	-	-	13	1	12
Anglophone West School District	114	14	4	-	12	-	9	-	16	2	21	-	-	19	1	16
<b>Francophone Districts</b>																
District scolaire francophone Nord-Est	18	1	-	1	2	-	-	-	3	-	2	4	1	1	1	2
District scolaire francophone Nord-Ouest	10	1	-	-	-	-	-	-	4	-	-	2	-	1	-	2
District scolaire francophone Sud	25	1	-	-	6	-	1	-	7	-	5	3	-	1	-	1
<b>Anglophone</b>	<b>355</b>	<b>47</b>	<b>22</b>	<b>-</b>	<b>37</b>	<b>1</b>	<b>21</b>	<b>1</b>	<b>54</b>	<b>7</b>	<b>55</b>	<b>4</b>	<b>-</b>	<b>55</b>	<b>4</b>	<b>47</b>
<b>Francophone</b>	<b>53</b>	<b>3</b>	<b>-</b>	<b>1</b>	<b>8</b>	<b>-</b>	<b>1</b>	<b>-</b>	<b>14</b>	<b>-</b>	<b>7</b>	<b>9</b>	<b>1</b>	<b>3</b>	<b>1</b>	<b>5</b>
<b>Province</b>	<b>408</b>	<b>50</b>	<b>22</b>	<b>1</b>	<b>45</b>	<b>1</b>	<b>22</b>	<b>1</b>	<b>68</b>	<b>7</b>	<b>62</b>	<b>13</b>	<b>1</b>	<b>58</b>	<b>5</b>	<b>52</b>

**Table 11a. Number of French Immersion Combined Classes by School District and Grade Combination, September 30, 2016**

School District	Combined Class Grade Groupings						
	Total	3-4	4-5	5-6	6-7	6-7-8	7-8
<b>Anglophone Districts</b>							
Anglophone East School District	29	5	5	2	12	-	5
Anglophone North School District	8	-	3	-	2	1	2
Anglophone South School District	7	-	2	-	3	-	2
Anglophone West School District	22	-	11	-	5	-	6
<b>Total</b>	<b>66</b>	<b>5</b>	<b>21</b>	<b>2</b>	<b>22</b>	<b>1</b>	<b>15</b>

Table 11b. Number of English only Combined Classes by School District and Grade Combination, September 30, 2016

School District	Combined Class Grade Groupings													
	Total	K-1	K-1-2	1-2	1-2-3	2-3	2-4	3-4	3-4-5	4-5	5-6	6-7	6-7-8	7-8
<b>Anglophone Districts</b>														
Anglophone East School District	48	9	1	5	-	2	-	11	-	2	1	9	-	8
Anglophone North School District	43	12	-	5	-	5	1	7	-	5	1	2	1	4
Anglophone South School District	108	12	17	15	1	5	-	15	5	17	-	10	1	10
Anglophone West School District	92	14	4	12	-	9	-	16	2	10	-	14	1	10
<b>Total</b>	<b>291</b>	<b>47</b>	<b>22</b>	<b>37</b>	<b>1</b>	<b>21</b>	<b>1</b>	<b>49</b>	<b>7</b>	<b>34</b>	<b>2</b>	<b>35</b>	<b>3</b>	<b>32</b>



**Table 12. Average Class Size by School District and Grade Level, September 30, 2016**

School District	Average Class Size	
	K	1-8
<b>Anglophone Districts</b>		
Anglophone East School District	17.7	21.3
Anglophone North School District	15.4	20.2
Anglophone South School District	17.9	21.9
Anglophone West School District	17.7	21.7
<b>Francophone Districts</b>		
District scolaire francophone Nord-Est	16.3	19.8
District scolaire francophone Nord-Ouest	16.4	19.7
District scolaire francophone Sud	16.9	22.0
<b>Anglophone</b>	<b>17.6</b>	<b>21.5</b>
<b>Francophone</b>	<b>16.6</b>	<b>20.8</b>
<b>Province</b>	<b>17.3</b>	<b>21.3</b>



# ***Educators, Professional and Non-Educational Support Staff***

Table 7. Effect numbers under Family Effect, Page of 14 rows, as of 20 September 2002

Effect	1	2	3	4	5	6	7	8	9	10	11	12	13	14	15	16	17	18	19	20
1	187	239	186	431	414	187	237	187	431	414	187	237	187	431	414	187	237	187	431	414
2	188	238	187	432	415	188	238	188	432	415	188	238	188	432	415	188	238	188	432	415
3	189	237	188	433	416	189	237	189	433	416	189	237	189	433	416	189	237	189	433	416
4	190	236	189	434	417	190	236	190	434	417	190	236	190	434	417	190	236	190	434	417
5	191	235	190	435	418	191	235	191	435	418	191	235	191	435	418	191	235	191	435	418
6	192	234	191	436	419	192	234	192	436	419	192	234	192	436	419	192	234	192	436	419
7	193	233	192	437	420	193	233	193	437	420	193	233	193	437	420	193	233	193	437	420
8	194	232	193	438	421	194	232	194	438	421	194	232	194	438	421	194	232	194	438	421
9	195	231	194	439	422	195	231	195	439	422	195	231	195	439	422	195	231	195	439	422
10	196	230	195	440	423	196	230	196	440	423	196	230	196	440	423	196	230	196	440	423
11	197	229	196	441	424	197	229	197	441	424	197	229	197	441	424	197	229	197	441	424
12	198	228	197	442	425	198	228	198	442	425	198	228	198	442	425	198	228	198	442	425
13	199	227	198	443	426	199	227	199	443	426	199	227	199	443	426	199	227	199	443	426
14	200	226	199	444	427	200	226	200	444	427	200	226	200	444	427	200	226	200	444	427
15	201	225	200	445	428	201	225	201	445	428	201	225	201	445	428	201	225	201	445	428
16	202	224	201	446	429	202	224	202	446	429	202	224	202	446	429	202	224	202	446	429
17	203	223	202	447	430	203	223	203	447	430	203	223	203	447	430	203	223	203	447	430
18	204	222	203	448	431	204	222	204	448	431	204	222	204	448	431	204	222	204	448	431
19	205	221	204	449	432	205	221	205	449	432	205	221	205	449	432	205	221	205	449	432
20	206	220	205	450	433	206	220	206	450	433	206	220	206	450	433	206	220	206	450	433

Table 8. Enrollment by School District, Age and Grade, September 30, 2002

School District	13	14	15	16	17	18
1	3,290	3,387	3,417	3,484	2,793	94
2	51.6	51.8	51.9	51.9	51.3	65
3	3,182	3,231	3,231	2,656	48.7	5
4	48.2	48.1	48.1	48.7	51.2	5
5	1,497	1,466	1,466	1,210	51.2	48
6	52.1	50.0	50.0	51.2	48.8	48
7	1,379	1,468	1,468	1,153	48.8	48
8	47.9	50.0	49.0	40.0	51.2	48
9	4,914	4,950	4,950	4,000	51.2	48
10	51.9	51.3	51.3	3.80	48.7	48
11	609	4,561	4,699	3,800	48.7	48
12	48.7	48.1	48.7	48.7	48.7	48



**Table 13. Full-Time Equivalent Educators by School District and Position, September 30, 2016**

	<b>Total</b>	Anglophone East School District	Anglophone North School District	Anglophone South School District	Anglophone West School District	<b>Total Anglophone</b>	District scolaire francophone Nord-Est	District scolaire francophone Nord-Ouest	District scolaire francophone Sud	<b>Total Francophone</b>
Educational Support Teachers	<b>593.0</b>	85.1	34.7	136.9	125.1	<b>381.8</b>	65.9	38.1	107.3	<b>211.2</b>
Guidance Counsellors	<b>161.5</b>	36.5	16.8	37.3	51.4	<b>142.0</b>	6.2	3.7	9.7	<b>19.6</b>
Other Classroom Teachers	<b>56.8</b>	5.3	13.3	14.0	22.2	<b>54.8</b>	2.0	-	-	<b>2.0</b>
Other special needs (e.g. Visual Impaired)	<b>21.0</b>	-	-	-	-	<b>-</b>	11.0	3.0	7.0	<b>21.0</b>
Regular Teachers	<b>5,689.0</b>	887.7	461.2	1,293.8	1,304.2	<b>3,946.8</b>	595.1	332.6	814.5	<b>1,742.2</b>
School Administration	<b>379.3</b>	58.1	28.6	86.8	89.8	<b>263.2</b>	42.0	22.0	52.0	<b>116.0</b>
<b>Total Classroom Teachers •</b>	<b>6,900.6</b>	<b>1,072.7</b>	<b>554.6</b>	<b>1,568.8</b>	<b>1,592.6</b>	<b>4,788.6</b>	<b>722.2</b>	<b>399.4</b>	<b>990.4</b>	<b>2,112.0</b>
Other Educational Staff	<b>377.7</b>	58.7	56.5	80.0	79.8	<b>275.0</b>	47.1	19.1	36.5	<b>102.7</b>
Teacher Librarian	<b>2.1</b>	2.1	-	-	-	<b>2.1</b>	-	-	-	<b>0.0</b>
<b>Total teachers (classroom teachers and other teachers)</b>	<b>7,280.4</b>	<b>1,133.5</b>	<b>611.1</b>	<b>1,648.8</b>	<b>1,672.4</b>	<b>5,065.7</b>	<b>769.3</b>	<b>418.5</b>	<b>1,026.9</b>	<b>2,214.7</b>
Director of Curriculum and Instruction	<b>4.0</b>	1.0	1.0	1.0	1.0	<b>4.0</b>	-	-	-	<b>0.0</b>
Director of Education Support Services	<b>7.0</b>	1.0	1.0	1.0	1.0	<b>4.0</b>	1.0	1.0	1.0	<b>3.0</b>
Director of Schools	<b>14.0</b>	2.0	1.0	3.0	3.0	<b>9.0</b>	2.0	1.0	2.0	<b>5.0</b>
Subject Coordinators	<b>66.5</b>	8.5	10.0	15.0	19.0	<b>52.5</b>	4.0	3.0	7.0	<b>14.0</b>
Superintendent	<b>7.0</b>	1.0	1.0	1.0	1.0	<b>4.0</b>	1.0	1.0	1.0	<b>3.0</b>
Supervisors of Data and Accountability	<b>3.5</b>	0.5	1.0	1.0	1.0	<b>3.5</b>	-	-	-	<b>0.0</b>
<b>Total Educators (classroom teachers, other teachers and educators)</b>	<b>7,382.4</b>	<b>1,147.5</b>	<b>626.1</b>	<b>1,670.8</b>	<b>1,698.4</b>	<b>5,142.7</b>	<b>777.3</b>	<b>424.5</b>	<b>1,037.9</b>	<b>2,239.7</b>

	Anglophone	Francophone	Total
<b>Total Classroom Teachers •</b>	4,788.6	2,112.0	6,900.6
<b>Total Teachers</b>	5,065.7	2,214.7	7,280.4
<b>Total Educators</b>	<b>5,142.7</b>	<b>2,239.7</b>	<b>7,382.4</b>

• Classroom teachers are defined as regular classroom teachers, French Immersion teachers, second language teachers, trades specialists, music and art specialists, physical education specialists, resource and methods teachers, principals and vice principals, guidance counsellors, and other classroom teachers.

32 Table 14. Full-Time Equivalent Support Staff by Linguistic Sector and Position, September 30, 2016

	Anglophone Districts				Francophone Districts			Anglophone	Francophone	Province
	ASD-E	ASD-N	ASD-S	ASD-W	DSF-NE	DSF-NO	DSF-S			
<b>Administrative and Educational Support (1 FTE = 36.25 hours/week)</b>										
District Administrative Support	18.4	19.0	27.9	32.6	23.3	10.0	22.0	97.9	55.3	153.2
Educational Assistant <sup>1</sup>	386.0	240.0	652.9	531.0	252.6	137.8	422.9	1,809.9	813.3	2,623.3
School Administrative Assistant	55.4	31.7	88.1	92.2	42.5	24.4	44.8	267.3	111.7	379.0
School Intervention Worker <sup>1</sup>	27.7	23.0	35.0	30.0	34.0	2.0	31.0	115.7	67.0	182.7
School Library Assistant	19.6	11.7	17.5	28.3	20.5	12.7	29.0	77.1	62.2	139.4
School-Based Clerk	-	-	-	1.0	-	-	-	1.0	-	1.0
Student Attendant	12.0	2.9	17.3	6.0	1.5	0.8	0.8	38.3	3.2	41.4
<b>Subtotal</b>	<b>519.0</b>	<b>328.3</b>	<b>838.8</b>	<b>721.1</b>	<b>374.4</b>	<b>187.8</b>	<b>550.5</b>	<b>2,407.2</b>	<b>1,112.7</b>	<b>3,519.9</b>
<b>Finance and Administrative Services (1 FTE = 36.25 hours/week)</b>										
Assistant Budget Manager	1.0	1.0	2.0	2.0	2.0	1.0	1.0	6.0	4.0	10.0
Assistant Facilities Manager	1.0	1.0	3.0	3.0	1.0	-	1.0	8.0	2.0	10.0
Assistant Transportation Manager	1.0	1.0	3.0	3.0	1.0	-	1.0	8.0	2.0	10.0
Budget and Accounting Manager	1.0	1.0	1.0	1.0	1.0	1.0	1.0	4.0	3.0	7.0
Community Engagement Coordinator	1.0	1.0	1.0	1.0	1.0	1.0	-	4.0	2.0	6.0
Director of Finance and Administrative Services	1.0	1.0	1.0	1.0	1.0	1.0	1.0	4.0	3.0	7.0
Director of Human Resources	1.0	1.0	1.0	1.0	1.0	-	1.0	4.0	2.0	6.0
District Alignment Champion	1.0	1.0	1.0	1.0	1.0	4.0	1.0	4.0	6.0	10.0
Executive Assistant to Superintendent	1.0	1.0	1.0	1.0	1.0	1.0	1.0	4.0	3.0	7.0
Facilities Manager	1.0	1.0	1.0	1.0	1.0	1.0	1.0	4.0	3.0	7.0
Human Resources Officer	3.0	2.0	4.0	7.0	3.0	2.0	3.0	16.0	8.0	24.0
I.T Shared Services <sup>2</sup>	11.0	13.0	21.0	20.0	13.0	7.0	14.0	69.0	37.0	106.0
Payroll Supervisor	-	-	-	-	-	-	2.0	-	2.0	2.0
Transportation Manager	1.0	1.0	1.0	1.0	1.0	1.0	1.0	4.0	3.0	7.0
<b>Subtotal</b>	<b>25.0</b>	<b>26.0</b>	<b>41.0</b>	<b>43.0</b>	<b>28.0</b>	<b>20.0</b>	<b>29.0</b>	<b>139.0</b>	<b>80.0</b>	<b>219.0</b>
<b>General Labour, Trades &amp; Services (1 FTE = 40 hours/week)</b>										
Building Maintenance Foreperson	1.0	-	-	4.0	-	-	1.0	5.0	1.0	6.0
Bus Driver	89.0	119.0	230.0	261.0	110.0	63.0	162.0	699.0	335.0	1,034.0
Custodial Foreperson	1.0	-	2.0	1.0	-	-	-	4.0	-	4.0
Custodian	128.0	110.3	229.6	145.4	137.3	72.8	133.6	613.3	343.6	956.9
Maintenance Repairworker	17.0	15.0	41.5	28.5	20.0	7.0	16.0	102.0	43.0	145.0
Power Engineer	3.0	2.0	3.0	-	3.0	-	-	8.0	3.0	11.0
School Plant Superintendent	-	2.0	6.0	-	1.0	2.0	-	8.0	3.0	11.0
Storekeeper	-	-	1.5	-	-	-	-	1.5	-	1.5
Truck Driver	-	-	1.5	-	-	-	-	1.5	-	1.5
<b>Subtotal</b>	<b>239.0</b>	<b>248.3</b>	<b>515.1</b>	<b>439.9</b>	<b>271.3</b>	<b>144.8</b>	<b>312.6</b>	<b>1,442.3</b>	<b>728.6</b>	<b>2,170.9</b>
<b>Professional Support Group (1 FTE = 36.25 hours/week)</b>										
Behaviour Intervention Mentor	2.0	2.0	-	2.0	3.0	14.6	-	6.0	17.6	23.6
School Psychologist	8.2	2.6	4.0	5.0	6.0	2.0	11.0	19.8	19.0	38.8
School Psychometrist	-	1.0	3.0	1.0	3.0	3.7	3.0	5.0	9.7	14.7
School Social Worker	2.0	4.0	5.1	6.3	8.0	4.0	9.0	17.4	21.0	38.4
Speech Therapist / Audiologist	7.5	9.2	19.9	15.0	7.8	5.6	12.5	51.7	25.9	77.6
<b>Subtotal</b>	<b>19.7</b>	<b>18.8</b>	<b>32.0</b>	<b>29.3</b>	<b>27.9</b>	<b>29.9</b>	<b>35.5</b>	<b>99.8</b>	<b>93.3</b>	<b>193.1</b>
<b>Other Educational Support (1 FTE = 36.25 hours/week)</b>										
Community School Coordinator	4.0	3.0	9.8	4.5	21.6	19.0	19.5	21.3	60.1	81.4
Other	4.5	-	6.0	31.5	23.0	9.0	9.0	42.0	41.0	83.0
<b>Subtotal</b>	<b>8.5</b>	<b>3.0</b>	<b>15.8</b>	<b>36.0</b>	<b>44.6</b>	<b>28.0</b>	<b>28.5</b>	<b>63.3</b>	<b>101.1</b>	<b>164.4</b>
<b>Total - Support Staff</b>	<b>811.2</b>	<b>624.4</b>	<b>1,442.7</b>	<b>1,269.3</b>	<b>746.1</b>	<b>410.4</b>	<b>956.1</b>	<b>4,151.6</b>	<b>2,115.7</b>	<b>6,267.3</b>

<sup>1</sup> 1 FTE = 30 hours/week

<sup>2</sup> IT Shared Services senior staff has been added to the sector total







**Table 15. Number of High School Graduates, School Year 2015-16\***

**Anglophone High Schools**

<b>School District</b>	<b>School Number and Name</b>	<b>Total</b>	<b>Males</b>	<b>Females</b>
Anglophone East School District	1503 Beaverbrook School	-	-	-
	1569 Bernice MacNaughton High School	187	96	91
	1702 Caledonia Regional High School	46	26	20
	1517 Harrison Trimble High School	143	65	78
	1610 J.M.A. Armstrong/Salisbury Middle School	80	37	43
	1539 Moncton High School	216	100	116
	1604 Petitcodiac Regional School	47	21	26
	1570 Riverview High School	226	106	120
	1411 Tantramar Regional High School	95	49	46
Anglophone North School District	4201 Bathurst High School	115	62	53
	0843 Blackville School	45	27	18
	4055 Bonar Law Memorial School	74	36	38
	3615 Dalhousie Regional High School	53	30	23
	1020 James M. Hill Memorial High School	137	68	69
	0811 Miramichi Valley High School	142	56	86
	0825 North & South Esk Regional High School	40	26	14
	3823 Sugarloaf Senior High School	50	20	30
Anglophone South School District	1945 Belleisle Regional High School	37	19	18
	2301 Campobello Island Consolidated School	14	5	9
	2111 Fundy High School	89	51	38
	2201 Grand Manan Community School	20	11	9
	1947 Hampton High School	144	61	83
	2060 Harbour View High School	174	83	91
	1941 Kennebecasis Valley High School	262	128	134
	1928 Rothesay High School	106	59	47
	2043 Saint John High School	204	102	102
	2047 Simonds High School	171	91	80
	2310 Sir James Dunn Academy	17	12	5
	2051 St. Malachy's Memorial High School	171	80	91
	2338 St. Stephen High School	118	57	61
	1818 Sussex Regional High School	177	87	90
	Anglophone West School District	2412 Cambridge-Narrows Community School	12	7
2803 Canterbury High School		18	13	5
3018 Carleton North High School		113	60	53
0910 Central New Brunswick Academy		34	17	17
2413 Chipman Forest Avenue School		35	16	19
2635 Fredericton High School		406	211	195
2909 Hartland Community School		44	21	23
2705 Harvey High School		42	24	18
5001 John Caldwell School		49	24	25
2640 Leo Hayes High School		426	214	212
2704 McAdam High School		13	6	7
2407 Minto Memorial High School		47	16	31
2801 Nackawic Senior High School		59	28	31
2513 Oromocto High School		232	120	112
5401 Saint Mary's Academy		10	3	7

**Table 15. Number of High School Graduates, School Year 2015-16\***  
**(continued)**

**Anglophone High Schools**

<b>School District</b>	<b>School Number and Name</b>	<b>Total</b>	<b>Males</b>	<b>Females</b>
Anglophone West School District	3106 Southern Victoria High School	73	42	31
	0906 Stanley Consolidated School	13	9	4
	3111 Tobique Valley High School	25	13	12
	2908 Woodstock High School	127	63	64
	<b>Anglophone Schools</b>	<b>5,178</b>	<b>2,578</b>	<b>2,600</b>
	<b>Francophone Schools</b>	<b>2,090</b>	<b>1,077</b>	<b>1,013</b>
	<b>Province</b>	<b>7,268</b>	<b>3,655</b>	<b>3,613</b>

\* Includes students who graduated after first semester (February 2016), in June 2016 and subsequent to the 2016 summer session.

**Table 15. Number of High School Graduates, School Year 2015-16\***  
(continued)

**Francophone High Schools**

<b>School District</b>	<b>School Number and Name</b>	<b>Total</b>	<b>Males</b>	<b>Females</b>
District scolaire francophone Nord-Est	3516 Aux quatre vents	64	28	36
	0761 Centre scolaire communautaire La fontaine	42	24	18
	0601 École Marie-Esther	107	54	53
	4156 École secondaire Népisiguit	223	109	114
	0539 Polyvalente Louis-Mailloux	111	69	42
	3722 Polyvalente Roland-Pépin	71	41	30
	0760 Polyvalente W.-Arthur-Losier	191	111	80
District scolaire francophone Nord-Ouest	3325 Cité des Jeunes A.-M.- Sormany	241	119	122
	3215 École Grande-Rivière	22	11	11
	0109 École Marie-Gaétane	32	16	16
	0118 Polyvalente A.-J.-Savoie	36	19	17
	3217 Polyvalente Thomas-Albert	89	42	47
District scolaire francophone Sud	5201 Centre scolaire Samuel-de-Champlain	29	12	17
	5301 École Carrefour Beausoleil	10	5	5
	1226 École Clément-Cormier	98	44	54
	1360 École L'Odyssée	171	87	84
	1355 École Mathieu-Martin	205	108	97
	3954 École Mgr-Marcel-François-Richard	61	34	27
	3905 École Régionale de Baie-Sainte-Anne	16	11	5
	5137 École Sainte-Anne	86	41	45
	3924 École secondaire Assomption	34	17	17
	1331 Polyvalente Louis-J.-Robichaud	151	75	76
	<b>Anglophone Schools</b>	<b>5,178</b>	<b>2,578</b>	<b>2,600</b>
	<b>Francophone Schools</b>	<b>2,090</b>	<b>1,077</b>	<b>1,013</b>
	<b>Province</b>	<b>7,268</b>	<b>3,655</b>	<b>3,613</b>

\* Includes students who graduated after first semester (February 2016), in June 2016 and subsequent to the 2016 summer session.



# Selected Comparisons

Table 7. Enrollment numbers under Florida's Choice, Page 14 of 14, as of 20 September 2002

Year	2000	2001	2002
Enrollment	1,178	1,178	1,178
...	...	...	...

Table 8. Enrollment by School District, Age and Grade, September 20, 2002

School District	Enrollment
...	...

13	14	15	16	17	18
3,290	3,387	3,417	3,484	2,793	94
51.6	51.9	51.9	51.3	51.3	65
3,182	3,231	2,656	48.7	48.7	5
48.2	48.1	48.7	1,497	1,466	1,210
52.1	50.0	51.2	1,379	1,468	1,153
47.9	50.0	48.8	4,914	4,950	4,003
51.9	51.3	51.2	4,561	4,699	3,800
48.7	48.1	48.7	48.7	48.7	48



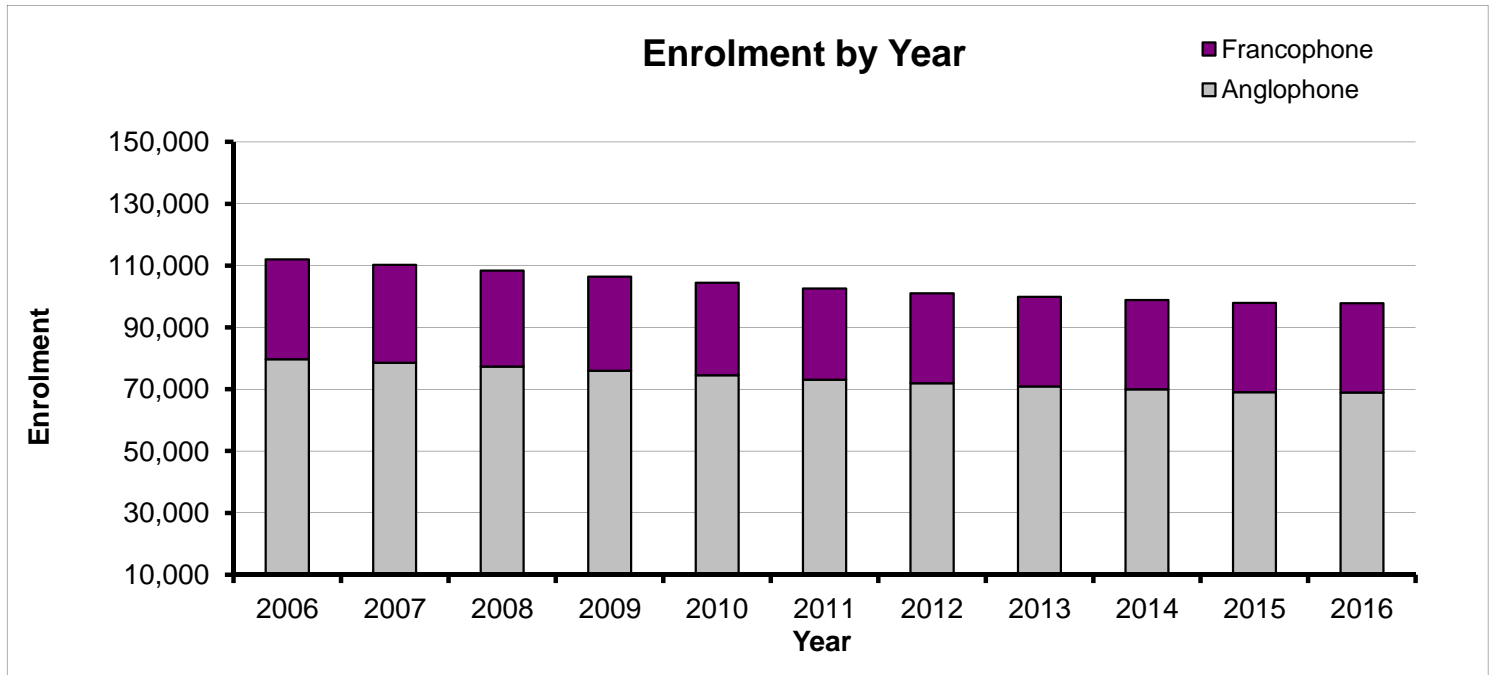
**Table 16. Number of Schools by District and Year, September 30, 2004 to September 30, 2016**

<b>School District</b>	<b>Sept. 2004</b>	<b>Sept. 2005</b>	<b>Sept. 2006</b>	<b>Sept. 2007</b>	<b>Sept. 2008</b>	<b>Sept. 2009</b>	<b>Sept. 2010</b>	<b>Sept. 2011</b>	<b>Sept. 2012</b>	<b>Sept. 2013</b>	<b>Sept. 2014</b>	<b>Sept. 2015</b>	<b>Sept. 2016</b>
<b>Anglophone Districts</b>													
Anglophone East School District	38	38	38	38	38	37	38	38	38	37	37	37	37
Anglophone North School District	37	37	35	35	35	35	34	34	34	34	34	33	32
Anglophone South School District	77	75	74	74	74	74	74	74	74	74	74	72	72
Anglophone West School District	82	82	82	81	81	79	78	77	76	75	75	70	69
<b>Francophone Districts</b>													
District scolaire francophone Nord-Est	45	43	43	43	43	42	42	40	38	38	38	38	37
District scolaire francophone Nord-Ouest	23	21	21	20	20	20	20	19	19	19	19	19	19
District scolaire francophone Sud	34	34	35	35	35	35	35	35	35	36	37	38	36
<b>Anglophone</b>	<b>234</b>	<b>232</b>	<b>229</b>	<b>228</b>	<b>228</b>	<b>225</b>	<b>224</b>	<b>223</b>	<b>222</b>	<b>220</b>	<b>220</b>	<b>212</b>	<b>210</b>
<b>Francophone</b>	<b>102</b>	<b>98</b>	<b>99</b>	<b>98</b>	<b>98</b>	<b>97</b>	<b>97</b>	<b>94</b>	<b>92</b>	<b>93</b>	<b>94</b>	<b>95</b>	<b>92</b>
<b>Province</b>	<b>336</b>	<b>330</b>	<b>328</b>	<b>326</b>	<b>326</b>	<b>322</b>	<b>321</b>	<b>317</b>	<b>314</b>	<b>313</b>	<b>314</b>	<b>307</b>	<b>302</b>

**Table 17. Enrolment by School District and Year, September 30, 2006 to September 30, 2016**

School District <sup>1</sup>	Sept. 2006	Sept. 2007	Sept. 2008	Sept. 2009	Sept. 2010	Sept. 2011	Sept. 2012	Sept. 2013	Sept. 2014	Sept. 2015	Sept. 2016
<b>Anglophone Districts</b>											
Anglophone East School District	16,287	16,188	15,976	15,822	15,680	15,538	15,574	15,568	15,496	15,477	15,624
Anglophone North School District	10,179	9,906	9,646	9,346	8,977	8,569	8,323	8,067	7,827	7,644	7,428
Anglophone South School District	27,274	26,879	26,511	25,964	25,401	24,903	24,256	23,757	23,376	23,052	22,969
Anglophone West School District	25,920	25,590	25,155	24,842	24,521	24,114	23,802	23,543	23,273	22,876	22,901
<b>Francophone Districts</b>											
District scolaire francophone Nord-Est	12,826	12,411	11,919	11,459	11,051	10,651	10,334	10,076	9,944	9,734	9,520
District scolaire francophone Nord-Ouest	6,576	6,402	6,196	5,947	5,803	5,678	5,576	5,521	5,457	5,415	5,335
District scolaire francophone Sud	12,951	12,912	13,004	13,014	12,988	13,126	13,214	13,389	13,533	13,714	14,065
<b>Anglophone</b>	<b>79,660</b>	<b>78,563</b>	<b>77,288</b>	<b>75,974</b>	<b>74,579</b>	<b>73,124</b>	<b>71,955</b>	<b>70,935</b>	<b>69,972</b>	<b>69,049</b>	<b>68,922</b>
<b>Francophone</b>	<b>32,353</b>	<b>31,725</b>	<b>31,119</b>	<b>30,420</b>	<b>29,842</b>	<b>29,455</b>	<b>29,124</b>	<b>28,986</b>	<b>28,934</b>	<b>28,863</b>	<b>28,920</b>
<b>Province</b>	<b>112,013</b>	<b>110,288</b>	<b>108,407</b>	<b>106,394</b>	<b>104,421</b>	<b>102,579</b>	<b>101,079</b>	<b>99,921</b>	<b>98,906</b>	<b>97,912</b>	<b>97,842</b>

<sup>1</sup> For comparison purposes, historical data have been combined in accordance with the reorganized school districts.





**Table 17a. Enrolment in French Immersion by School District and Year, September 30, 2006 to September 30, 2016**

School District <sup>1</sup>	Sept. 2006	Sept. 2007	Sept. 2008	Sept. 2009	Sept. 2010	Sept. 2011	Sept. 2012	Sept. 2013	Sept. 2014	Sept. 2015	Sept. 2016
<b>Anglophone Districts</b>											
Anglophone East School District	6,398	6,029	5,298	4,835	4,842	4,896	5,094	5,243	5,436	5,769	5,825
Anglophone North School District	2,341	2,212	1,946	1,731	1,771	1,784	1,819	1,788	1,793	1,794	1,727
Anglophone South School District	6,732	6,594	6,064	5,759	5,829	5,754	5,796	5,909	6,062	6,249	6,423
Anglophone West School District	5,814	5,884	5,350	4,907	5,012	5,246	5,402	5,558	5,773	5,898	6,044
<b>Total</b>	<b>21,285</b>	<b>20,719</b>	<b>18,658</b>	<b>17,232</b>	<b>17,454</b>	<b>17,680</b>	<b>18,111</b>	<b>18,498</b>	<b>19,064</b>	<b>19,710</b>	<b>20,019</b>

<sup>1</sup> For comparison purposes, historical data have been combined in accordance with the reorganized school districts.

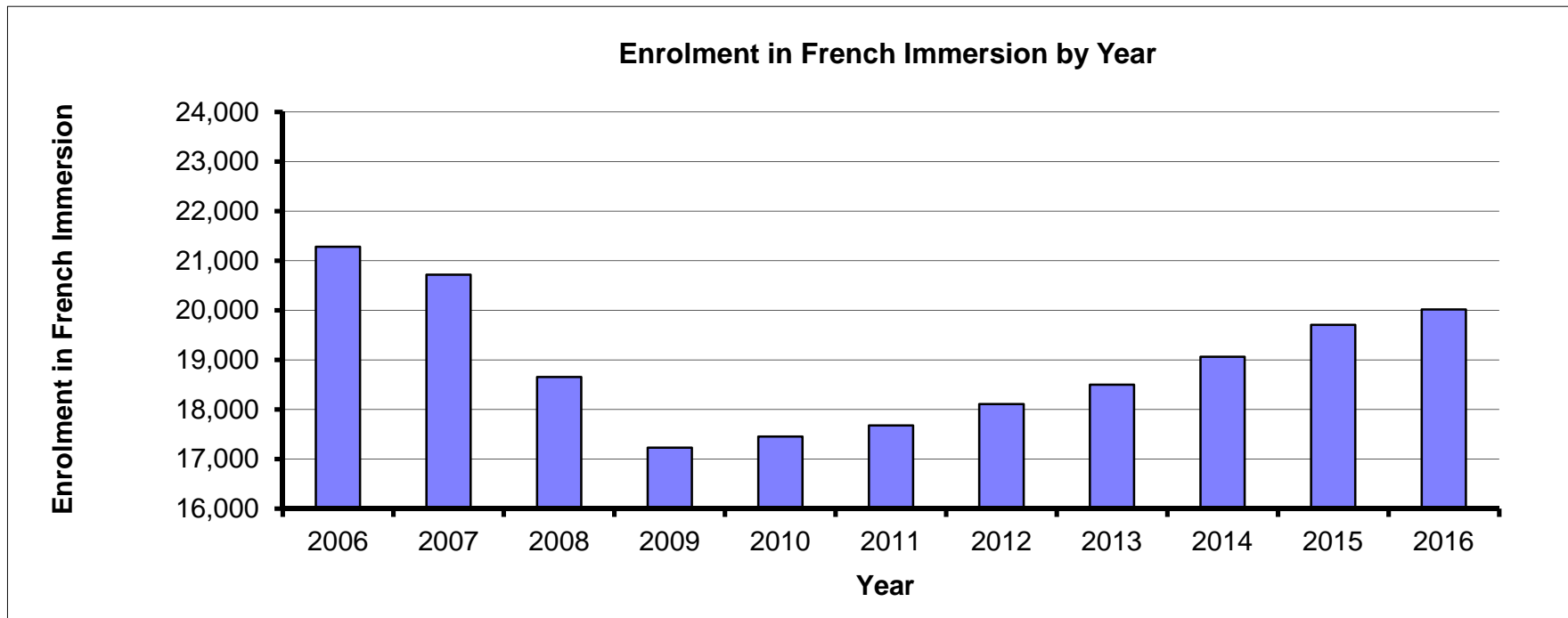


Table 18. Enrolment by Grade and Year, September 30, 1998 to September 30, 2016

Grade	Sept. 1998	Sept. 1999	Sept. 2000	Sept. 2001	Sept. 2002	Sept. 2003	Sept. 2004	Sept. 2005	Sept. 2006	Sept. 2007	Sept. 2008	Sept. 2009	Sept. 2010	Sept. 2011	Sept. 2012	Sept. 2013	Sept. 2014	Sept. 2015	Sept. 2016
Kindergarten	8,721	8,559	8,375	7,930	7,823	7,836	7,669	7,451	7,188	7,138	7,208	6,997	7,073	7,187	7,352	7,449	7,284	7,122	7,069
01	9,477	9,040	8,897	8,680	8,236	8,119	8,030	7,807	7,565	7,307	7,243	7,326	7,116	7,096	7,272	7,347	7,512	7,301	7,295
02	9,505	9,360	8,916	8,758	8,567	8,087	8,027	7,877	7,621	7,512	7,253	7,214	7,262	7,058	6,985	7,216	7,306	7,522	7,345
03	9,659	9,422	9,312	8,884	8,729	8,536	7,996	7,961	7,811	7,576	7,533	7,269	7,253	7,279	7,040	6,970	7,242	7,279	7,621
04	9,567	9,605	9,368	9,274	8,896	8,729	8,551	7,982	7,918	7,882	7,635	7,543	7,293	7,274	7,289	7,071	6,986	7,217	7,356
05	9,532	9,581	9,623	9,386	9,255	8,936	8,753	8,511	8,017	7,994	7,934	7,705	7,607	7,318	7,275	7,250	7,065	6,987	7,295
06	9,588	9,513	9,594	9,650	9,472	9,352	9,011	8,836	8,554	8,153	8,089	7,997	7,814	7,657	7,345	7,328	7,317	7,126	7,107
07	9,885	9,705	9,614	9,644	9,687	9,524	9,413	9,052	8,871	8,639	8,269	8,104	8,043	7,857	7,694	7,399	7,345	7,296	7,157
08	10,231	9,828	9,697	9,628	9,598	9,712	9,549	9,364	9,077	8,946	8,624	8,278	8,153	8,036	7,852	7,670	7,400	7,336	7,380
09	10,919	10,903	10,487	10,418	10,361	10,312	10,555	10,326	10,136	9,774	9,558	9,263	8,824	8,576	8,518	8,265	7,990	7,712	7,641
10	10,756	10,626	10,638	10,175	10,112	10,095	9,898	10,064	9,782	9,787	9,546	9,423	9,100	8,729	8,483	8,434	8,179	7,990	7,816
11	10,799	10,204	10,229	10,423	9,911	10,071	10,136	9,954	10,082	10,012	9,951	9,711	9,525	9,319	8,967	8,733	8,702	8,442	8,197
12	10,059	10,283	9,837	9,647	9,633	9,259	9,328	9,420	9,213	9,387	9,395	9,391	9,159	9,000	8,832	8,614	8,463	8,456	8,467
Previous Graduates	397	339	300	281	305	281	229	215	178	181	169	173	199	193	175	175	115	126	96
Non-Graded K-6	2	6	-	-	-	-	-	-	-	-	-	-	-	-	-	-	-	-	-
Non-Graded 7-9	9	9	13	10	6	-	-	-	-	-	-	-	-	-	-	-	-	-	-
Non-Graded 10-12	25	20	42	4	9	20	-	-	-	-	-	-	-	-	-	-	-	-	-
<b>Total K-6</b>	<b>66,051</b>	<b>65,086</b>	<b>64,085</b>	<b>62,562</b>	<b>60,978</b>	<b>59,595</b>	<b>58,037</b>	<b>56,425</b>	<b>54,674</b>	<b>53,562</b>	<b>52,895</b>	<b>52,051</b>	<b>51,418</b>	<b>50,869</b>	<b>50,558</b>	<b>50,631</b>	<b>50,712</b>	<b>50,554</b>	<b>51,088</b>
<b>Total 7-9</b>	<b>31,044</b>	<b>30,445</b>	<b>29,811</b>	<b>29,700</b>	<b>29,652</b>	<b>29,548</b>	<b>29,517</b>	<b>28,742</b>	<b>28,084</b>	<b>27,359</b>	<b>26,451</b>	<b>25,645</b>	<b>25,020</b>	<b>24,469</b>	<b>24,064</b>	<b>23,334</b>	<b>22,735</b>	<b>22,344</b>	<b>22,178</b>
<b>Total 10-12 (incl. PG)</b>	<b>32,036</b>	<b>31,472</b>	<b>31,046</b>	<b>30,530</b>	<b>29,970</b>	<b>29,726</b>	<b>29,591</b>	<b>29,653</b>	<b>29,255</b>	<b>29,367</b>	<b>29,061</b>	<b>28,698</b>	<b>27,983</b>	<b>27,241</b>	<b>26,457</b>	<b>25,956</b>	<b>25,459</b>	<b>25,014</b>	<b>24,576</b>
<b>Total Enrolment</b>	<b>129,131</b>	<b>127,003</b>	<b>124,942</b>	<b>122,792</b>	<b>120,600</b>	<b>118,869</b>	<b>117,145</b>	<b>114,820</b>	<b>112,013</b>	<b>110,288</b>	<b>108,407</b>	<b>106,394</b>	<b>104,421</b>	<b>102,579</b>	<b>101,079</b>	<b>99,921</b>	<b>98,906</b>	<b>97,912</b>	<b>97,842</b>

**Table 18. Enrolment by Grade and Year, September 30, 1998 to September 30, 2016 (continued)**

**Anglophone School Districts**

<b>Grade</b>	<b>Sept. 1998</b>	<b>Sept. 1999</b>	<b>Sept. 2000</b>	<b>Sept. 2001</b>	<b>Sept. 2002</b>	<b>Sept. 2003</b>	<b>Sept. 2004</b>	<b>Sept. 2005</b>	<b>Sept. 2006</b>	<b>Sept. 2007</b>	<b>Sept. 2008</b>	<b>Sept. 2009</b>	<b>Sept. 2010</b>	<b>Sept. 2011</b>	<b>Sept. 2012</b>	<b>Sept. 2013</b>	<b>Sept. 2014</b>	<b>Sept. 2015</b>	<b>Sept. 2016</b>
Kindergarten	6,145	6,020	5,879	5,729	5,520	5,567	5,389	5,257	5,036	4,966	4,984	4,892	4,918	4,938	5,111	5,048	5,027	4,868	4,820
01	6,611	6,375	6,243	6,045	5,933	5,698	5,630	5,440	5,291	5,066	4,976	5,029	4,935	4,897	4,958	5,066	5,063	4,999	4,996
02	6,541	6,557	6,323	6,207	6,019	5,879	5,685	5,546	5,351	5,292	5,084	5,001	5,017	4,935	4,858	4,913	5,055	5,088	5,042
03	6,725	6,498	6,538	6,313	6,189	5,982	5,818	5,652	5,516	5,321	5,293	5,097	5,038	5,043	4,940	4,869	4,947	5,048	5,183
04	6,574	6,694	6,441	6,505	6,301	6,198	5,994	5,818	5,643	5,585	5,387	5,291	5,127	5,072	5,056	4,975	4,866	4,933	5,109
05	6,460	6,611	6,726	6,463	6,491	6,334	6,223	5,970	5,849	5,717	5,630	5,442	5,353	5,147	5,087	5,022	4,969	4,860	5,008
06	6,510	6,466	6,624	6,765	6,548	6,565	6,413	6,304	6,010	5,980	5,802	5,697	5,552	5,409	5,185	5,136	5,102	5,046	4,987
07	6,758	6,624	6,577	6,673	6,805	6,605	6,607	6,445	6,341	6,117	6,071	5,825	5,745	5,611	5,460	5,230	5,150	5,083	5,060
08	6,862	6,750	6,647	6,601	6,678	6,835	6,644	6,599	6,496	6,431	6,129	6,072	5,854	5,727	5,607	5,459	5,248	5,140	5,157
09	7,635	7,587	7,470	7,406	7,326	7,342	7,537	7,275	7,242	7,091	6,951	6,640	6,577	6,284	6,246	6,042	5,817	5,576	5,470
10	7,210	7,392	7,333	7,107	7,084	7,080	7,048	7,186	6,903	6,984	6,978	6,869	6,536	6,492	6,173	6,163	5,963	5,845	5,696
11	7,273	6,801	7,012	7,096	6,827	7,038	7,103	7,095	7,225	7,091	7,136	7,132	6,998	6,803	6,719	6,414	6,434	6,198	6,071
12	6,681	6,883	6,506	6,586	6,622	6,466	6,554	6,609	6,614	6,776	6,737	6,864	6,761	6,594	6,404	6,449	6,233	6,258	6,237
Previous Graduates	262	226	224	182	232	210	174	164	143	146	130	123	168	172	151	149	98	107	86
Non-Graded K-6	-	2	-	-	-	-	-	-	-	-	-	-	-	-	-	-	-	-	-
Non-Graded 7-9	7	7	12	10	-	-	-	-	-	-	-	-	-	-	-	-	-	-	-
Non-Graded 10-12	2	-	-	1	-	-	-	-	-	-	-	-	-	-	-	-	-	-	-
<b>Total K-6</b>	<b>45,566</b>	<b>45,223</b>	<b>44,774</b>	<b>44,027</b>	<b>43,001</b>	<b>42,223</b>	<b>41,152</b>	<b>39,987</b>	<b>38,696</b>	<b>37,927</b>	<b>37,156</b>	<b>36,449</b>	<b>35,940</b>	<b>35,441</b>	<b>35,195</b>	<b>35,029</b>	<b>35,029</b>	<b>34,842</b>	<b>35,145</b>
<b>Total 7-9</b>	<b>21,262</b>	<b>20,968</b>	<b>20,706</b>	<b>20,690</b>	<b>20,809</b>	<b>20,782</b>	<b>20,788</b>	<b>20,319</b>	<b>20,079</b>	<b>19,639</b>	<b>19,151</b>	<b>18,537</b>	<b>18,176</b>	<b>17,622</b>	<b>17,313</b>	<b>16,731</b>	<b>16,215</b>	<b>15,799</b>	<b>15,687</b>
<b>Total 10-12 (incl. PG)</b>	<b>21,428</b>	<b>21,302</b>	<b>21,075</b>	<b>20,972</b>	<b>20,765</b>	<b>20,794</b>	<b>20,879</b>	<b>21,054</b>	<b>20,885</b>	<b>20,997</b>	<b>20,981</b>	<b>20,988</b>	<b>20,463</b>	<b>20,061</b>	<b>19,447</b>	<b>19,175</b>	<b>18,728</b>	<b>18,408</b>	<b>18,090</b>
<b>Total Enrolment</b>	<b>88,256</b>	<b>87,493</b>	<b>86,555</b>	<b>85,689</b>	<b>84,575</b>	<b>83,799</b>	<b>82,819</b>	<b>81,360</b>	<b>79,660</b>	<b>78,563</b>	<b>77,288</b>	<b>75,974</b>	<b>74,579</b>	<b>73,124</b>	<b>71,955</b>	<b>70,935</b>	<b>69,972</b>	<b>69,049</b>	<b>68,922</b>

**Table 18. Enrolment by Grade and Year, September 30, 1998 to September 30, 2016 (continued)**  
**Francophone School Districts**

Grade	Sept. 1998	Sept. 1999	Sept. 2000	Sept. 2001	Sept. 2002	Sept. 2003	Sept. 2004	Sept. 2005	Sept. 2006	Sept. 2007	Sept. 2008	Sept. 2009	Sept. 2010	Sept. 2011	Sept. 2012	Sept. 2013	Sept. 2014	Sept. 2015	Sept. 2016
Kindergarten	2,576	2,539	2,496	2,201	2,303	2,269	2,280	2,194	2,152	2,172	2,224	2,105	2,155	2,249	2,241	2,401	2,257	2,254	2,249
01	2,866	2,665	2,654	2,635	2,303	2,421	2,400	2,367	2,274	2,241	2,267	2,297	2,181	2,199	2,314	2,281	2,449	2,302	2,299
02	2,964	2,803	2,593	2,551	2,548	2,208	2,342	2,331	2,270	2,220	2,169	2,213	2,245	2,123	2,127	2,303	2,251	2,434	2,303
03	2,934	2,924	2,774	2,571	2,540	2,554	2,178	2,309	2,295	2,255	2,240	2,172	2,215	2,236	2,100	2,101	2,295	2,231	2,438
04	2,993	2,911	2,927	2,769	2,595	2,531	2,557	2,164	2,275	2,297	2,248	2,252	2,166	2,202	2,233	2,096	2,120	2,284	2,247
05	3,072	2,970	2,897	2,923	2,764	2,602	2,530	2,541	2,168	2,277	2,304	2,263	2,254	2,171	2,188	2,228	2,096	2,127	2,287
06	3,078	3,047	2,970	2,885	2,924	2,787	2,598	2,532	2,544	2,173	2,287	2,300	2,262	2,248	2,160	2,192	2,215	2,080	2,120
07	3,127	3,081	3,037	2,971	2,882	2,919	2,806	2,607	2,530	2,522	2,198	2,279	2,298	2,246	2,234	2,169	2,195	2,213	2,097
08	3,369	3,078	3,050	3,027	2,920	2,877	2,905	2,765	2,581	2,515	2,495	2,206	2,299	2,309	2,245	2,211	2,152	2,196	2,223
09	3,284	3,316	3,017	3,012	3,035	2,970	3,018	3,051	2,894	2,683	2,607	2,623	2,247	2,292	2,272	2,223	2,173	2,136	2,171
10	3,546	3,234	3,305	3,068	3,028	3,015	2,850	2,878	2,879	2,803	2,568	2,554	2,564	2,237	2,310	2,271	2,216	2,145	2,120
11	3,526	3,403	3,217	3,327	3,084	3,033	3,033	2,859	2,857	2,921	2,815	2,579	2,527	2,516	2,248	2,319	2,268	2,244	2,126
12	3,378	3,400	3,331	3,061	3,011	2,793	2,774	2,811	2,599	2,611	2,658	2,527	2,398	2,406	2,428	2,165	2,230	2,198	2,230
Previous Graduates	135	113	76	99	73	71	55	51	35	35	39	50	31	21	24	26	17	19	10
Non-Graded K-6	2	4	-	-	-	-	-	-	-	-	-	-	-	-	-	-	-	-	-
Non-Graded 7-9	2	2	1	-	6	-	-	-	-	-	-	-	-	-	-	-	-	-	-
Non-Graded 10-12	23	20	42	3	9	20	-	-	-	-	-	-	-	-	-	-	-	-	-
<b>Total K-6</b>	<b>20,485</b>	<b>19,863</b>	<b>19,311</b>	<b>18,535</b>	<b>17,977</b>	<b>17,372</b>	<b>16,885</b>	<b>16,438</b>	<b>15,978</b>	<b>15,635</b>	<b>15,739</b>	<b>15,602</b>	<b>15,478</b>	<b>15,428</b>	<b>15,363</b>	<b>15,602</b>	<b>15,683</b>	<b>15,712</b>	<b>15,943</b>
<b>Total 7-9</b>	<b>9,782</b>	<b>9,477</b>	<b>9,105</b>	<b>9,010</b>	<b>8,843</b>	<b>8,766</b>	<b>8,729</b>	<b>8,423</b>	<b>8,005</b>	<b>7,720</b>	<b>7,300</b>	<b>7,108</b>	<b>6,844</b>	<b>6,847</b>	<b>6,751</b>	<b>6,603</b>	<b>6,520</b>	<b>6,545</b>	<b>6,491</b>
<b>Total 10-12 (incl. PG)</b>	<b>10,608</b>	<b>10,170</b>	<b>9,971</b>	<b>9,558</b>	<b>9,205</b>	<b>8,932</b>	<b>8,712</b>	<b>8,599</b>	<b>8,370</b>	<b>8,370</b>	<b>8,080</b>	<b>7,710</b>	<b>7,520</b>	<b>7,180</b>	<b>7,010</b>	<b>6,781</b>	<b>6,731</b>	<b>6,606</b>	<b>6,486</b>
<b>Total Enrolment</b>	<b>40,875</b>	<b>39,510</b>	<b>38,387</b>	<b>37,103</b>	<b>36,025</b>	<b>35,070</b>	<b>34,326</b>	<b>33,460</b>	<b>32,353</b>	<b>31,725</b>	<b>31,119</b>	<b>30,420</b>	<b>29,842</b>	<b>29,455</b>	<b>29,124</b>	<b>28,986</b>	<b>28,934</b>	<b>28,863</b>	<b>28,920</b>

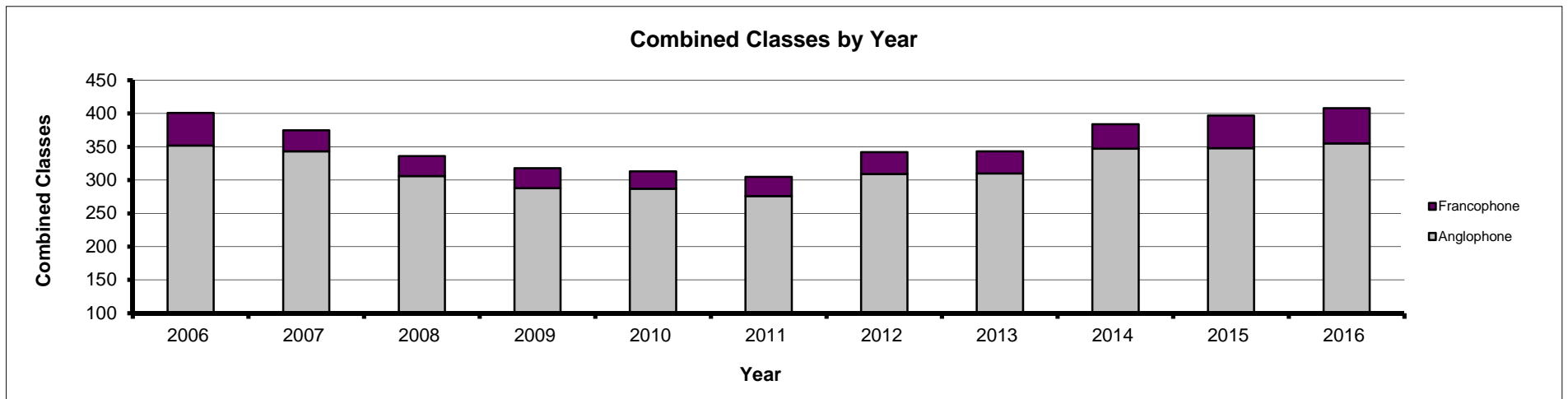
**Table 18a. Enrolment in French Immersion by Grade and Year, September 30, 2002 to September 30, 2016**

<b>Grade</b>	<b>Sept. 2002</b>	<b>Sept. 2003</b>	<b>Sept. 2004</b>	<b>Sept. 2005</b>	<b>Sept. 2006</b>	<b>Sept. 2007</b>	<b>Sept. 2008</b>	<b>Sept. 2009</b>	<b>Sept. 2010</b>	<b>Sept. 2011</b>	<b>Sept. 2012</b>	<b>Sept. 2013</b>	<b>Sept. 2014</b>	<b>Sept. 2015</b>	<b>Sept. 2016</b>
Kindergarten	25	24	-	-	-	-	-	-	-	-	-	-	-	-	-
01	1,783	1,706	1,655	1,624	1,646	1,595	-	-	-	-	-	-	-	-	-
02	1,670	1,642	1,589	1,505	1,450	1,491	1,428	-	-	-	-	-	-	-	-
03	1,595	1,564	1,528	1,479	1,390	1,334	1,354	1,336	1,562	1,738	1,804	1,938	1,972	2,120	2,227
04	1,491	1,522	1,502	1,457	1,391	1,332	1,274	1,287	1,296	1,464	1,617	1,683	1,836	1,867	1,985
05	1,417	1,443	1,449	1,437	1,401	1,344	1,292	1,256	1,274	1,267	1,407	1,550	1,617	1,765	1,804
06	2,562	2,567	2,554	2,469	2,389	2,377	2,271	2,438	2,325	2,272	2,314	2,304	2,404	2,371	2,424
07	2,519	2,382	2,398	2,399	2,306	2,245	2,229	2,137	2,272	2,202	2,167	2,202	2,197	2,286	2,270
08	2,330	2,397	2,255	2,291	2,297	2,209	2,127	2,143	2,074	2,174	2,125	2,093	2,148	2,131	2,226
09	2,089	2,126	2,214	2,102	2,114	2,125	2,041	1,944	1,984	1,937	2,020	2,005	1,982	2,040	2,030
10	2,048	1,876	1,961	1,984	1,937	1,884	1,918	1,811	1,769	1,763	1,764	1,832	1,835	1,850	1,918
11	1,639	1,589	1,486	1,556	1,640	1,529	1,481	1,634	1,626	1,602	1,576	1,553	1,724	1,679	1,642
12	1,471	1,307	1,277	1,223	1,324	1,254	1,243	1,246	1,272	1,261	1,317	1,338	1,349	1,601	1,493
<b>Total K-5</b>	<b>7,981</b>	<b>7,901</b>	<b>7,723</b>	<b>7,502</b>	<b>7,278</b>	<b>7,096</b>	<b>5,348</b>	<b>3,879</b>	<b>4,132</b>	<b>4,469</b>	<b>4,828</b>	<b>5,171</b>	<b>5,425</b>	<b>5,752</b>	<b>6,016</b>
<b>Total 6-8</b>	<b>7,411</b>	<b>7,346</b>	<b>7,207</b>	<b>7,159</b>	<b>6,992</b>	<b>6,831</b>	<b>6,627</b>	<b>6,718</b>	<b>6,671</b>	<b>6,648</b>	<b>6,606</b>	<b>6,599</b>	<b>6,749</b>	<b>6,788</b>	<b>6,920</b>
<b>Total 9-12</b>	<b>7,247</b>	<b>6,898</b>	<b>6,938</b>	<b>6,865</b>	<b>7,015</b>	<b>6,792</b>	<b>6,683</b>	<b>6,635</b>	<b>6,651</b>	<b>6,563</b>	<b>6,677</b>	<b>6,728</b>	<b>6,890</b>	<b>7,170</b>	<b>7,083</b>
<b>Total Enrolment</b>	<b>22,639</b>	<b>22,145</b>	<b>21,868</b>	<b>21,526</b>	<b>21,285</b>	<b>20,719</b>	<b>18,658</b>	<b>17,232</b>	<b>17,454</b>	<b>17,680</b>	<b>18,111</b>	<b>18,498</b>	<b>19,064</b>	<b>19,710</b>	<b>20,019</b>

Table 19. Combined Classes by School District and Year, September 30, 2006 to September 30, 2016

School District <sup>1</sup>	Sept. 2006	Sept. 2007	Sept. 2008	Sept. 2009	Sept. 2010	Sept. 2011	Sept. 2012	Sept. 2013	Sept. 2014	Sept. 2015	Sept. 2016
<b>Anglophone Districts</b>											
Anglophone East School District	77	69	47	55	54	45	71	65	73	71	75
Anglophone North School District	61	53	46	44	37	34	32	32	35	43	51
Anglophone South School District	86	89	101	93	97	103	104	107	122	110	115
Anglophone West School District	128	132	112	96	99	94	102	106	117	124	114
<b>Francophone Districts</b>											
District scolaire francophone Nord-Est	20	22	20	20	16	14	16	16	17	19	18
District scolaire francophone Nord-Ouest	3	3	2	3	3	3	3	4	5	6	10
District scolaire francophone Sud	26	7	8	7	7	12	14	13	15	24	25
<b>Anglophone</b>	<b>352</b>	<b>343</b>	<b>306</b>	<b>288</b>	<b>287</b>	<b>276</b>	<b>309</b>	<b>310</b>	<b>347</b>	<b>348</b>	<b>355</b>
<b>Francophone</b>	<b>49</b>	<b>32</b>	<b>30</b>	<b>30</b>	<b>26</b>	<b>29</b>	<b>33</b>	<b>33</b>	<b>37</b>	<b>49</b>	<b>53</b>
<b>Province</b>	<b>401</b>	<b>375</b>	<b>336</b>	<b>318</b>	<b>313</b>	<b>305</b>	<b>342</b>	<b>343</b>	<b>384</b>	<b>397</b>	<b>408</b>

<sup>1</sup> For comparison purposes, historical data have been combined in accordance with the reorganized school districts.



**Table 20. Educators and Pupil/Educator Ratio by School District and Year, September 30, 2009 to September 30, 2016**

School District																
	2009 <sup>1</sup>	2010	2011	2012	2013	2014	2015	2016	2009 <sup>1</sup>	2010	2011	2012	2013	2014	2015	2016
<b>Anglophone Districts</b>																
Anglophone East School District	1,127.0	1,152.7	1,124.4	1,136.4	1,140.1	1,151.6	1,115.7	1,147.5	14.0	13.6	13.8	13.7	13.7	13.5	13.9	13.6
Anglophone North School District	742.5	729.5	713.7	696.3	669.3	662.6	626.8	626.1	12.6	12.3	12.0	12.0	12.1	11.8	12.2	11.9
Anglophone South School District	1,854.6	1,841.5	1,799.8	1,810.0	1,748.6	1,716.9	1,652.4	1,670.8	14.0	13.8	13.8	13.4	13.6	13.6	14.0	13.7
Anglophone West School District	1,824.4	1,818.1	1,789.0	1,776.1	1,762.4	1,745.6	1,675.5	1,698.4	13.6	13.5	13.5	13.4	13.4	13.3	13.7	13.5
<b>Francophone Districts</b>																
District scolaire francophone Nord-Est	884.2	871.9	841.9	828.5	808.4	799.1	775.0	777.3	13.0	12.7	12.7	12.5	12.5	12.4	12.6	12.2
District scolaire francophone Nord-Ouest	469.8	463.9	448.4	446.7	443.8	443.4	418.4	424.5	12.7	12.5	12.7	12.5	12.4	12.3	12.9	12.6
District scolaire francophone Sud	993.9	991.7	989.3	990.4	1,032.0	1,037.3	1,009.4	1,037.9	13.1	13.1	13.3	13.3	13.0	13.0	13.6	13.6
<b>Anglophone</b>	<b>5,548.4</b>	<b>5,541.8</b>	<b>5,426.9</b>	<b>5,418.8</b>	<b>5,320.3</b>	<b>5,276.7</b>	<b>5,070.2</b>	<b>5,142.7</b>	<b>13.7</b>	<b>13.5</b>	<b>13.5</b>	<b>13.3</b>	<b>13.3</b>	<b>13.3</b>	<b>13.6</b>	<b>13.4</b>
<b>Francophone</b>	<b>2,347.9</b>	<b>2,327.5</b>	<b>2,279.5</b>	<b>2,265.6</b>	<b>2,284.1</b>	<b>2,279.7</b>	<b>2,202.8</b>	<b>2,239.7</b>	<b>13.0</b>	<b>12.8</b>	<b>12.9</b>	<b>12.9</b>	<b>12.7</b>	<b>12.7</b>	<b>13.1</b>	<b>12.9</b>
<b>Province</b>	<b>7,896.3</b>	<b>7,869.3</b>	<b>7,706.4</b>	<b>7,684.4</b>	<b>7,604.5</b>	<b>7,556.4</b>	<b>7,273.0</b>	<b>7,382.4</b>	<b>13.5</b>	<b>13.3</b>	<b>13.3</b>	<b>13.2</b>	<b>13.1</b>	<b>13.1</b>	<b>13.5</b>	<b>13.3</b>

<sup>1</sup> Some positions previously included as Educators are now included as Professional and Non-Educational Support Staff.









**Table 21. Enrolment and School Level Educators, September 30, 2016**

School District	School Number and Name	Grade Levels	Pupil Enrolment	School Level Educators
<b>Anglophone East School District</b>				
1572	Arnold H. McLeod School	K, 01 - 05	324	21.2
1503	Beaverbrook School	K, 01 - 12	381	21.3
1569	Bernice MacNaughton High School	09 - 12	818	53.2
1504	Bessborough School	K, 01 - 08	475	33.5
1505	Birchmount School	K, 01 - 08	484	36.7
1702	Caledonia Regional High School	06 - 12	255	21.8
1567	Claude D. Taylor School	K, 01 - 05	301	21.0
1401	Dorchester Consolidated School	K, 01 - 08	58	5.5
1573	Edith Cavell School	K, 01 - 08	279	23.9
1576	Evergreen Park School	K, 01 - 08	780	53.0
1514	Forest Glen School	K, 01 - 04	294	21.6
1550	Frank L. Bowser School	K, 01 - 05	315	19.9
1517	Harrison Trimble High School	09 - 12	935	62.8
1602	Havelock School	K, 01 - 05	127	9.1
1519	Hillcrest School	K, 01 - 08	165	13.3
1703	Hillsborough Elementary School	K, 01 - 05	163	12.0
1610	J.M.A. Armstrong/Salisbury Middle School	05 - 12	602	43.7
1571	Lewisville Middle School	06 - 08	350	22.3
1574	Lou MacNarin School	K, 01 - 05	367	28.1
1528	Magnetic Hill School	K, 01 - 08	400	27.0
1402	Marshview Middle School	05 - 08	240	16.7
1539	Moncton High School	09 - 12	1,185	76.0
1541	Mountain View School	K, 01 - 05	108	9.0
1577	Northrop Frye School	K, 01 - 08	765	48.2
1604	Petitcodiac Regional School	K, 01 - 12	598	43.8
1416	Port Elgin Regional School	K, 01 - 08	169	13.3
1547	Queen Elizabeth School	K, 01 - 08	364	27.0
1704	Riverside Consolidated School	K, 01 - 05	52	5.3
1578	Riverview East School	K, 01 - 08	609	39.8
1570	Riverview High School	09 - 12	1,096	68.9
1549	Riverview Middle School	06 - 08	527	32.0
1417	Salem Elementary School	K, 01 - 04	367	24.9
1607	Salisbury Elementary School	K, 01 - 04	372	24.9
1553	Shediac Cape School	K, 01 - 08	267	18.9
1559	Sunny Brae Middle School	05 - 08	301	21.9
1411	Tantramar Regional High School	09 - 12	426	32.1
1551	West Riverview School	K, 01 - 05	305	21.4
<b>Total - Anglophone East School District</b>			<b>15,624</b>	<b>1,074.8</b>

District based educators

58.7

**Table 21. Enrolment and School Level Educators, September 30, 2016 (continued)**

<b>School</b>	<b>Grade</b>	<b>Pupil</b>	<b>School Level</b>
<b>District School Number and Name</b>	<b>Levels</b>	<b>Enrolment</b>	<b>Educators</b>
<b>Anglophone North School District</b>			
4201 Bathurst High School	09 - 12	574	38.5
0843 Blackville School	K, 01 - 12	427	32.0
4055 Bonar Law Memorial School	09 - 12	333	28.0
3806 Campbellton Middle School	05 - 08	191	13.5
0856 Croft Elementary School	K, 01 - 05	351	24.5
3615 Dalhousie Regional High School	06 - 12	328	24.7
1025 Dr. Losier Middle School	06 - 08	222	14.5
4056 Eleanor W. Graham Middle School	06 - 08	170	15.4
0858 Gretna Green School	K, 01 - 08	325	24.6
4010 Harcourt School	K, 01 - 05	26	4.0
0812 Harkins Middle School	06 - 08	194	14.4
1004 Ian Baillie Primary School	K, 01 - 05	123	10.2
3601 Jacquet River School	K, 01 - 08	105	8.0
1020 James M. Hill Memorial High School	09 - 12	533	44.0
4259 Janeville Elementary School	K, 01 - 05	35	4.0
3613 L.E. Reinsborough School	K, 01 - 05	155	14.3
3803 Lord Beaverbrook School	K, 01 - 04	167	13.0
0839 Millerton Elementary & Junior High School	K, 01 - 08	84	8.8
1013 Miramichi Rural School	K, 01 - 08	71	7.2
0811 Miramichi Valley High School	09 - 12	720	51.0
1014 Napan Elementary School	K, 01 - 05	68	5.1
1017 Nelson Rural School	K, 01 - 08	263	19.0
0859 North & South Esk Elementary School	K, 01 - 06	154	11.1
0825 North & South Esk Regional High School	07 - 12	203	16.7
4260 Parkwood Heights Elementary School	K, 01 - 05	158	13.5
4017 Rexton Elementary School	K, 01 - 05	249	23.6
1018 St. Andrews Elementary School	K, 01 - 05	264	18.0
3823 Sugarloaf Senior High School	09 - 12	372	27.5
4207 Superior Middle School	06 - 08	285	18.0
0802 Tabusintac Community School	K, 01 - 08	40	5.5
4261 Terry Fox Elementary School	K, 01 - 05	204	16.5
3818 Tide Head School	K, 01 - 05	34	4.0
<b>Total - Anglophone North School District</b>		<b>7,428</b>	<b>573.1</b>

District based educators

38.0

**Table 21. Enrolment and School Level Educators, September 30, 2016 (continued)**

<b>School</b>	<b>Grade</b>	<b>Pupil</b>	<b>School Level</b>
<b>District School Number and Name</b>	<b>Levels</b>	<b>Enrolment</b>	<b>Educators</b>
<b>Anglophone South School District</b>			
1801 Apohaqui Elementary School	K, 01 - 05	82	7.6
2101 Back Bay Elementary School	K, 01 - 05	55	5.5
2003 Barnhill Memorial School	06 - 08	330	20.5
2066 Bayside Middle School	06 - 08	552	32.4
2004 Bayview School	K, 01 - 05	235	15.8
2005 Beaconsfield Middle School	06 - 08	169	9.8
1938 Belleisle Elementary School	K, 01 - 05	157	10.7
1945 Belleisle Regional High School	06 - 12	244	21.0
2103 Blacks Harbour School	K, 01 - 05	137	10.6
2301 Campobello Island Consolidated School	K, 01 - 12	122	13.5
2007 Centennial School	K, 01 - 05	220	14.9
2008 Champlain Heights School	K, 01 - 05	377	23.7
1948 Chris Saunders Memorial Elementary School	K, 01 - 05	293	21.0
2104 Deer Island Community School	K, 01 - 08	62	5.5
1940 Dr. A. T. Leatherbarrow Primary School	K, 01 - 02	216	14.7
1930 Fairvale Elementary School	K, 01 - 05	409	26.4
2013 Forest Hills School	K, 01 - 08	671	42.5
2111 Fundy Middle and High School	06 - 12	560	38.4
2074 Fundy Shores School	K, 01 - 05	80	6.4
2014 Glen Falls School	K, 01 - 05	159	11.4
2068 Grand Bay Primary School	K, 01 - 02	102	7.8
2201 Grand Manan Community School	K, 01 - 12	337	25.0
1944 Hammond River Valley Elementary School	K, 01 - 05	180	11.9
1939 Hampton Elementary School	03 - 05	237	15.6
1947 Hampton High School	09 - 12	593	38.6
1921 Hampton Middle School	06 - 08	308	18.8
2060 Harbour View High School	09 - 12	843	53.8
1929 Harry Miller Middle School	06 - 08	355	23.2
2019 Havelock School	K, 01 - 05	177	12.2
2020 Hazen-White-St. Francis School	K, 01 - 08	188	18.7
2016 Inglewood School	03 - 05	62	4.5
2070 Island View School	K, 01 - 05	329	20.0
1931 Kennebecasis Park Elementary School	K, 01 - 05	148	10.0
1941 Kennebecasis Valley High School	09 - 12	1,056	66.4
1943 Lakefield Elementary School	K, 01 - 05	379	25.1
2028 Lakewood Heights School	K, 01 - 05	289	19.7
2302 Lawrence Station Elementary School	K, 01 - 05	34	4.3
2030 Loch Lomond School	K, 01 - 05	321	21.3
2059 M. Gerald Teed Memorial School	K, 01 - 02	169	11.8
1925 Macdonald Consolidated School	K, 01 - 08	193	14.7
2065 Millidgeville North School	03 - 08	436	28.7
2339 Milltown Elementary School	K, 01 - 05	207	14.3
2023 Morna Heights School	K, 01 - 05	97	7.8
1811 Norton Elementary School	K, 01 - 05	92	7.9
2039 Prince Charles School	K, 01 - 08	153	12.4

**Table 21. Enrolment and School Level Educators, September 30, 2016 (continued)**

<b>School</b>	<b>Grade</b>	<b>Pupil</b>	<b>School Level</b>
<b>District School Number and Name</b>	<b>Levels</b>	<b>Enrolment</b>	<b>Educators</b>
<b>Anglophone South School District</b>			
2041 Princess Elizabeth School	K, 01 - 08	503	32.0
1932 Quispamsis Elementary School	K, 01 - 05	399	26.4
1946 Quispamsis Middle School	06 - 08	532	31.0
2072 River Valley Middle School	06 - 08	320	18.2
1927 Rothesay Elementary School	K, 01 - 05	429	28.7
1928 Rothesay High School	09 - 12	501	33.9
1942 Rothesay Park School	06 - 08	239	15.4
2043 Saint John High School	09 - 12	921	58.8
2057 Saint Rose School	K, 01 - 05	238	14.8
2045 Seawood School	K, 01 - 05	106	7.6
2047 Simonds High School	09 - 12	821	53.0
2310 Sir James Dunn Academy	06 - 12	179	13.8
2110 St. George Elementary School	K, 01 - 05	249	18.4
2067 St. John the Baptist/King Edward School	K, 01 - 08	240	18.1
2051 St. Malachy's Memorial High School	09 - 12	895	57.8
2052 St. Martins School	K, 01 - 05	60	5.4
2053 St. Patrick's School	K, 01 - 05	196	13.8
2336 St. Stephen Elementary School	K, 01 - 05	435	29.3
2338 St. Stephen High School	09 - 12	515	34.6
2337 St. Stephen Middle School	06 - 08	330	21.5
1819 Sussex Corner Elementary School	K, 01 - 05	307	20.9
1817 Sussex Elementary School	K, 01 - 05	466	29.6
1820 Sussex Middle School	06 - 08	450	29.4
1818 Sussex Regional High School	09 - 12	741	47.6
2311 Vincent Massey Elementary School	K, 01 - 05	146	10.5
2062 Westfield School	K, 01 - 05	330	20.7
2206 White Head Elementary School	01 - 03	6	1.0
<b>Total - Anglophone South School District</b>		<b>22,969</b>	<b>1,538.8</b>

District based educators

110.0

**Table 21. Enrolment and School Level Educators, September 30, 2016 (continued)**

School District	School Number and Name	Grade Levels	Pupil Enrolment	School Level Educators
<b>Anglophone West School District</b>				
3107	Andover Elementary School	K, 01 - 05	285	20.3
2506	Assiniboine Avenue Elementary School	K, 01 - 02	251	18.3
2602	Barkers Point Elementary School	K, 01 - 05	347	23.8
3001	Bath Community School	K, 01 - 08	188	13.8
2641	Bliss Carman Middle School	06 - 08	583	35.2
3004	Bristol Elementary School	K, 01 - 05	114	8.0
2501	Burton Elementary School	K, 01 - 02	48	4.0
2412	Cambridge-Narrows Community School	K, 01 - 12	173	15.0
2803	Canterbury High School	K, 01 - 12	179	15.8
3018	Carleton North High School	09 - 12	459	32.5
0910	Central New Brunswick Academy	06 - 12	231	19.4
3005	Centreville Community School	K, 01 - 08	189	13.5
2404	Chipman Elementary School	K, 01 - 05	114	9.0
2413	Chipman Forest Avenue School	06 - 12	169	13.8
2604	Connaught Street School	K, 01 - 05	298	22.2
2605	Devon Middle School	06 - 08	530	35.9
0901	Doaktown Elementary School	K, 01 - 05	69	6.7
3122	Donald Fraser Memorial School	K, 01 - 05	120	9.3
3009	Florenceville Elementary School	K, 01 - 05	225	16.8
3008	Florenceville Middle School	06 - 08	206	14.5
2608	Forest Hill Elementary School	K, 01	159	10.6
2635	Fredericton High School	09 - 12	1,900	117.6
2522	Gagetown School	K, 01 - 08	91	9.3
2609	Garden Creek School	K, 01 - 05	297	20.0
2503	Geary Elementary Community School	K, 01 - 05	171	12.4
2619	George Street Middle School	06 - 08	727	45.2
2508	Gesner Street Elementary School	K, 01 - 02	251	18.5
2642	Gibson-Neill Memorial Elementary School	K, 01 - 05	615	41.2
2511	Harold Peterson Middle School	06 - 08	337	20.8
2909	Hartland Community School	K, 01 - 12	541	37.7
2701	Harvey Elementary School	K, 01 - 05	192	13.1
2705	Harvey High School	06 - 12	227	19.2
2509	Hubbard Avenue Elementary School	03 - 05	298	18.7
5001	John Caldwell School	K, 01 - 12	425	33.0
2611	Keswick Ridge School	K, 01 - 08	178	13.4
2807	Keswick Valley Memorial School	K, 01 - 08	225	15.5
2614	Kingsclear Consolidated School	K, 01 - 05	68	6.8
2640	Leo Hayes High School	09 - 12	1,686	106.7
2504	Lincoln Elementary Community School	K, 01 - 05	172	13.4
2634	Liverpool Street Elementary School	02 - 05	353	23.0
2622	McAdam Avenue School	K, 01 - 05	74	6.6
2703	McAdam Elementary School	K, 01 - 05	66	6.4
2704	McAdam High School	06 - 12	89	10.0
2910	Meduxnekeag Consolidated School	K, 01 - 08	627	42.0
2411	Minto Elementary Middle School	K, 01 - 08	342	23.2

**Table 21. Enrolment and School Level Educators, September 30, 2016 (continued)**

<b>School District</b>	<b>School Number and Name</b>	<b>Grade Levels</b>	<b>Pupil Enrolment</b>	<b>School Level Educators</b>
<b>Anglophone West School District</b>				
2407	Minto Memorial High School	09 - 12	154	13.5
2633	Montgomery Street Elementary School	K, 01 - 05	190	13.2
2802	Nackawic Elementary School	K, 01 - 05	241	15.5
2811	Nackawic Middle School	06 - 08	138	11.2
2801	Nackawic Senior High School	09 - 12	257	20.0
2620	Nashwaak Valley School	K, 01 - 05	121	9.2
2621	Nashwaaksis Memorial School	K, 01 - 05	280	19.6
2636	Nashwaaksis Middle School	06 - 08	597	35.7
2639	New Maryland Elementary School	K, 01 - 05	469	32.9
2513	Oromocto High School	09 - 12	1,079	72.3
2623	Park Street Elementary School	K, 01 - 05	408	26.6
3105	Perth-Andover Middle School	06 - 08	179	13.0
2624	Priestman Street Elementary School	K, 01 - 05	534	34.6
2512	Ridgeview Middle School	06 - 08	289	19.3
2638	Royal Road Elementary School	K, 01 - 05	405	26.7
5401	Saint Mary's Academy	K, 01 - 12	200	16.5
3106	Southern Victoria High School	09 - 12	276	22.0
0906	Stanley Consolidated School	K, 01 - 12	250	20.4
2510	Summerhill Street Elementary School	03 - 05	258	16.3
2505	Sunbury West School	K, 01 - 08	226	16.5
3111	Tobique Valley High School	06 - 12	188	14.7
2911	Townsvie School	K, 01 - 08	585	40.0
0905	Upper Miramichi Elementary School	K, 01 - 05	107	8.0
2908	Woodstock High School	09 - 12	581	40.0
<b>Total - Anglophone West School District</b>			<b>22,901</b>	<b>1,589.6</b>

District based educators

82.8



**Table 21. Enrolment and School Level Educators, September 30, 2016 (continued)**

School	Grade	Pupil	School Level
District School Number and Name	Levels	Enrolment	Educators
<b>District scolaire francophone Nord-Est</b>			
4109 Académie Assomption	K, 01 - 05	65	6.8
3511 Académie Notre-Dame	K, 01 - 08	170	14.0
3719 Apollo XI	K, 01 - 06	204	18.6
3516 Aux quatre vents	09 - 12	222	18.9
4157 Carrefour Étudiant	K, 01 - 08	260	20.6
0761 Centre scolaire communautaire La fontaine	K, 01 - 12	435	36.6
4161 Cité de l'Amitié	K, 01 - 05	388	27.8
0714 École La Passerelle	K, 01 - 08	197	17.4
0702 École La Relève-de-Saint-Isidore	K, 01 - 08	143	12.3
0719 École La Ruche	K, 01 - 05	314	22.2
0725 École La Source	K, 01 - 08	357	26.8
0762 École La Villa des Amis	K, 01 - 08	198	16.2
0609 École La-Rivière	K, 01 - 08	83	7.8
0720 École Le Tremplin	06 - 08	165	9.2
0503 École Léandre-LeGresley	K, 01 - 08	137	13.1
0627 École L'Envolée	K, 01 - 08	366	28.6
0513 École L'Escale-des-Jeunes	K, 01 - 08	79	7.5
0625 École L'Étincelle	K, 01 - 08	137	11.0
0540 École Marguerite-Bourgeois	K, 01 - 08	367	26.1
0601 École Marie-Esther	09 - 12	472	34.5
0504 École Ola-Léger	K, 01 - 08	77	8.2
0752 École René-Chouinard	K, 01 - 08	117	13.2
4156 École secondaire Népisiguit	09 - 12	874	60.0
0604 École Soeur-Saint-Alexandre	K, 01 - 08	275	21.7
0541 École Terre des Jeunes	K, 01 - 08	248	19.1
4143 François-Xavier-Daigle	K, 01 - 08	162	13.0
4125 La Croisée	K, 01 - 08	245	20.4
3517 La Mosaïque du Nord	K, 01 - 08	301	24.3
4158 Le Domaine Étudiant	04 - 08	208	13.1
4114 Le Tournesol	K, 01 - 03	182	14.4
3710 Mgr Melanson	K, 01 - 06	130	11.2
4159 Place-des-Jeunes	06 - 08	183	11.2
0539 Polyvalente Louis-Mailloux	09 - 12	451	31.0
3722 Polyvalente Roland-Pépin	07 - 12	346	26.9
0760 Polyvalente W.-Arthur-Losier	09 - 12	743	51.7
4113 Séjour-Jeunesse	K, 01 - 08	36	3.9
3707 Versant-Nord	K, 01 - 08	183	14.9
<b>Total - District scolaire francophone Nord-Est</b>		<b>9,520</b>	<b>734.2</b>

District based educators

35.1

**Table 21. Enrolment and School Level Educators, September 30, 2016 (continued)**

School	Grade	Pupil	School Level
District School Number and Name	Levels	Enrolment	Educators
<b>District scolaire francophone Nord-Ouest</b>			
3329 Carrefour de la Jeunesse	K, 01 - 08	389	28.3
3327 Centre d'apprentissage du Haut-Madawaska	K, 01 - 08	198	14.3
3325 Cité des Jeunes A.-M.-Sormany	09 - 12	948	62.1
3316 École communautaire Saint-Joseph	K, 01 - 08	101	10.3
0117 École Écho-Jeunesse	K, 01 - 07	150	14.2
3326 École Ernest-Lang	K, 01 - 08	78	8.2
3215 École Grande-Rivière	K, 01 - 12	291	25.4
0109 École Marie-Gaétane	08 - 12	135	12.9
3205 École Mgr-Lang	K, 01 - 06	219	18.0
0101 École Mgr-Martin	K, 01 - 06	245	19.4
3320 École Mgr-Matthieu-Mazerolle	K, 01 - 08	107	10.5
3309 École Notre-Dame	K, 01 - 08	494	34.3
3317 École Régionale Saint-Basile	K, 01 - 08	294	23.6
3321 École Régionale Sainte-Anne	K, 01 - 08	112	10.4
3314 École Saint-Jacques	K, 01 - 08	329	26.3
3218 Élémentaire Sacré-Coeur	K, 01 - 06	320	22.8
0118 Polyvalente A.-J.-Savoie	07 - 12	222	19.5
3217 Polyvalente Thomas-Albert	07 - 12	546	38.0
3211 Régionale-de-Saint-André	K, 01 - 06	157	8.2
<b>Total - District scolaire francophone Nord-Ouest</b>		<b>5,335</b>	<b>406.7</b>

District based educators

11.8

**Table 21. Enrolment and School Level Educators, September 30, 2016 (continued)**

School	Grade	Pupil	School Level
District School Number and Name	Levels	Enrolment	Educators
<b>District scolaire francophone Sud</b>			
5201 Centre scolaire Samuel-de-Champlain	K, 01 - 12	691	51.9
1340 École Abbey-Landry	K, 01 - 08	356	25.6
1348 École Amirault	K, 01 - 05	459	31.9
1357 École Anna-Malenfant	K, 01 - 05	578	35.7
5107 École Arc-en-ciel	K, 01 - 08	314	23.7
1206 École Blanche-Bourgeois	K, 01 - 08	171	14.5
1215 École Calixte-F.-Savoie	K, 01 - 08	71	6.9
1227 École Camille-Vautour	K, 01 - 08	196	14.3
5301 École Carrefour Beausoleil	K, 01 - 12	278	25.6
1361 École Carrefour de l'Acadie	06 - 08	752	42.8
1334 École Champlain	K, 01 - 06	631	42.0
1226 École Clément-Cormier	09 - 12	416	30.5
5138 École des Bâisseurs	K, 01 - 05	447	30.5
5202 École des Pionniers	K, 01 - 05	158	12.5
1356 École Donat-Robichaud	K, 01 - 08	260	18.4
1202 École Dr-Marguerite-Michaud	K, 01 - 08	276	21.2
1358 École Grande-Digue	K, 01 - 08	230	20.0
1359 École Le Mascaret	06 - 08	407	24.2
1362 École Le Sommet	K, 01 - 08	726	49.7
5139 École Les Éclaireurs	K, 01 - 07	316	23.4
1360 École L'Odyssée	09 - 12	750	51.4
1355 École Mathieu-Martin	09 - 12	1,035	71.0
1315 École Mgr-François-Bourgeois	K, 01 - 08	485	32.0
3954 École Mgr-Marcel-François-Richard	K, 01 - 12	452	38.5
1228 École Mont Carmel	K, 01 - 08	175	13.7
1213 École Notre-Dame	K, 01 - 08	124	10.8
1317 École Père-Edgar-T.-LeBlanc	K, 01 - 08	311	23.0
3905 École Régionale de Baie-Sainte-Anne	K, 01 - 12	147	18.6
5137 École Sainte-Anne	06 - 12	641	44.7
1349 École Sainte-Bernadette	K, 01 - 05	232	19.6
1335 École Sainte-Thérèse	K, 01 - 05	601	39.7
1350 École Saint-Henri	K, 01 - 05	329	23.4
3924 École secondaire Assomption	07 - 12	120	12.2
3955 École Soleil Levant	K, 01 - 08	240	18.5
3950 École W.-F.-Boisvert	K, 01 - 06	137	10.7
1331 Polyvalente Louis-J.-Robichaud	09 - 12	553	38.8
<b>Total - District scolaire francophone Sud</b>		<b>14,065</b>	<b>1,011.9</b>

District based educators

15.0

Table 22. Enrolment by School by Grade, September 30, 2016

District	School Number and Name	Total	Grade												Prev. Grads	
			K	01	02	03	04	05	06	07	08	09	10	11		12
<b>Anglophone East School District</b>																
	1572 Arnold H. McLeod School	324	52	45	50	67	51	59	-	-	-	-	-	-	-	-
	1503 Beaverbrook School	381	28	21	25	22	21	13	17	11	9	4	37	43	130	-
	1569 Bernice MacNaughton High School	818	-	-	-	-	-	-	-	-	-	201	189	209	216	3
	1504 Bessborough School	475	46	61	51	66	44	53	57	50	47	-	-	-	-	-
	1505 Birchmount School	484	47	58	45	59	56	59	59	58	43	-	-	-	-	-
	1702 Caledonia Regional High School	255	-	-	-	-	-	-	20	44	32	42	45	42	30	-
	1567 Claude D. Taylor School	301	44	44	48	49	58	58	-	-	-	-	-	-	-	-
	1401 Dorchester Consolidated School	58	4	5	5	5	9	4	10	7	9	-	-	-	-	-
	1573 Edith Cavell School	279	43	38	33	31	29	24	24	33	24	-	-	-	-	-
	1576 Evergreen Park School	780	64	82	82	88	63	83	93	121	104	-	-	-	-	-
	1514 Forest Glen School	294	54	55	56	72	57	-	-	-	-	-	-	-	-	-
	1550 Frank L. Bowser School	315	42	40	61	52	53	67	-	-	-	-	-	-	-	-
	1517 Harrison Trimble High School	935	-	-	-	-	-	-	-	-	-	259	233	240	201	2
	1602 Havelock School	127	28	19	20	24	17	19	-	-	-	-	-	-	-	-
	1519 Hillcrest School	165	16	17	20	13	24	15	14	20	26	-	-	-	-	-
	1703 Hillsborough Elementary School	163	26	25	31	22	26	33	-	-	-	-	-	-	-	-
	1610 J.M.A. Armstrong/Salisbury Middle School	602	-	-	-	-	-	57	78	96	72	83	70	78	67	1
	1571 Lewisville Middle School	350	-	-	-	-	-	-	114	108	128	-	-	-	-	-
	1574 Lou MacNarin School	367	59	54	60	59	68	67	-	-	-	-	-	-	-	-
	1528 Magnetic Hill School	400	41	42	50	47	49	39	43	50	39	-	-	-	-	-
	1402 Marshview Middle School	240	-	-	-	-	-	57	57	67	59	-	-	-	-	-
	1539 Moncton High School	1,185	-	-	-	-	-	-	-	-	-	284	317	310	271	3
	1541 Mountain View School	108	22	21	22	10	15	18	-	-	-	-	-	-	-	-
	1577 Northrop Frye School	765	77	84	105	86	110	86	79	56	82	-	-	-	-	-
	1604 Petitcodiac Regional School	598	43	48	39	43	45	26	51	61	45	41	55	51	47	3
	1416 Port Elgin Regional School	169	16	14	23	22	13	23	14	23	21	-	-	-	-	-
	1547 Queen Elizabeth School	364	38	41	57	47	40	36	28	36	41	-	-	-	-	-
	1704 Riverside Consolidated School	52	7	12	5	11	6	11	-	-	-	-	-	-	-	-
	1578 Riverview East School	609	63	68	83	80	66	56	60	65	68	-	-	-	-	-
	1570 Riverview High School	1,096	-	-	-	-	-	-	-	-	-	248	272	301	265	10
	1549 Riverview Middle School	527	-	-	-	-	-	-	179	160	188	-	-	-	-	-
	1417 Salem Elementary School	367	65	77	72	75	78	-	-	-	-	-	-	-	-	-
	1607 Salisbury Elementary School	372	85	65	82	67	73	-	-	-	-	-	-	-	-	-
	1553 Shediac Cape School	267	29	28	38	30	30	31	31	31	19	-	-	-	-	-
	1559 Sunny Brae Middle School	301	-	-	-	-	-	64	63	87	87	-	-	-	-	-
	1411 Tantramar Regional High School	426	-	-	-	-	-	-	-	-	-	101	100	102	119	4
	1551 West Riverview School	305	42	56	56	46	50	55	-	-	-	-	-	-	-	-
<b>Total - Anglophone East School District</b>		<b>15,624</b>	<b>1,081</b>	<b>1,120</b>	<b>1,219</b>	<b>1,193</b>	<b>1,151</b>	<b>1,113</b>	<b>1,091</b>	<b>1,184</b>	<b>1,143</b>	<b>1,263</b>	<b>1,318</b>	<b>1,376</b>	<b>1,346</b>	<b>26</b>

**Table 22. Enrolment by School by Grade, September 30, 2016 (continued)**

District	School Number and Name	Total	Grade												Prev. Grads		
			K	01	02	03	04	05	06	07	08	09	10	11		12	
<b>Anglophone North School District</b>																	
4201	Bathurst High School	574	-	-	-	-	-	-	-	-	-	-	119	128	141	183	3
0843	Blackville School	427	23	26	29	21	30	40	21	31	27	37	45	52	45	-	-
4055	Bonar Law Memorial School	333	-	-	-	-	-	-	-	-	-	80	86	87	79	1	-
3806	Campbellton Middle School	191	-	-	-	-	-	49	42	47	53	-	-	-	-	-	-
0856	Croft Elementary School	351	68	62	62	54	51	54	-	-	-	-	-	-	-	-	-
3615	Dalhousie Regional High School	328	-	-	-	-	-	-	21	33	32	53	56	60	70	3	-
1025	Dr. Losier Middle School	222	-	-	-	-	-	-	92	56	74	-	-	-	-	-	-
4056	Eleanor W. Graham Middle School	170	-	-	-	-	-	-	41	57	72	-	-	-	-	-	-
0858	Gretna Green School	325	44	35	27	46	38	38	26	33	38	-	-	-	-	-	-
4010	Harcourt School	26	2	4	4	6	4	6	-	-	-	-	-	-	-	-	-
0812	Harkins Middle School	194	-	-	-	-	-	-	62	69	63	-	-	-	-	-	-
1004	Ian Baillie Primary School	123	20	19	27	23	16	18	-	-	-	-	-	-	-	-	-
3601	Jacquet River School	105	12	12	8	8	11	13	17	9	15	-	-	-	-	-	-
1020	James M. Hill Memorial High School	533	-	-	-	-	-	-	-	-	-	126	121	145	137	4	-
4259	Janeville Elementary School	35	1	6	4	7	6	11	-	-	-	-	-	-	-	-	-
3613	L.E. Reinsborough School	155	18	27	20	35	26	29	-	-	-	-	-	-	-	-	-
3803	Lord Beaverbrook School	167	27	28	30	43	39	-	-	-	-	-	-	-	-	-	-
0839	Millerton Elementary & Junior High School	84	4	13	10	6	12	13	9	9	8	-	-	-	-	-	-
1013	Miramichi Rural School	71	6	9	6	7	4	12	6	14	7	-	-	-	-	-	-
0811	Miramichi Valley High School	720	-	-	-	-	-	-	-	-	-	143	171	172	232	2	-
1014	Napan Elementary School	68	20	10	7	14	7	10	-	-	-	-	-	-	-	-	-
1017	Nelson Rural School	263	33	35	13	29	37	22	35	21	38	-	-	-	-	-	-
0859	North & South Esk Elementary School	154	20	22	19	16	32	19	26	-	-	-	-	-	-	-	-
0825	North & South Esk Regional High School	203	-	-	-	-	-	-	-	28	36	36	32	32	38	1	-
4260	Parkwood Heights Elementary School	158	22	25	33	19	32	27	-	-	-	-	-	-	-	-	-
4017	Rexton Elementary School	249	33	29	45	46	52	44	-	-	-	-	-	-	-	-	-
1018	St. Andrews Elementary School	264	37	34	34	44	61	54	-	-	-	-	-	-	-	-	-
3823	Sugarloaf Senior High School	372	-	-	-	-	-	-	-	-	-	84	108	89	86	5	-
4207	Superior Middle School	285	-	-	-	-	-	-	95	85	105	-	-	-	-	-	-
0802	Tabusintac Community School	40	5	5	6	-	5	2	4	6	7	-	-	-	-	-	-
4261	Terry Fox Elementary School	204	26	37	37	32	30	42	-	-	-	-	-	-	-	-	-
3818	Tide Head School	34	3	4	7	4	7	9	-	-	-	-	-	-	-	-	-
<b>Total - Anglophone North School District</b>		<b>7,428</b>	<b>424</b>	<b>442</b>	<b>428</b>	<b>460</b>	<b>500</b>	<b>512</b>	<b>497</b>	<b>498</b>	<b>575</b>	<b>678</b>	<b>747</b>	<b>778</b>	<b>870</b>	<b>19</b>	

Table 22. Enrolment by School by Grade, September 30, 2016 (continued)

District	School Number and Name	Total	Grade												Prev. Grads	
			K	01	02	03	04	05	06	07	08	09	10	11		12
<b>Anglophone South School District</b>																
	1801 Apohaqui Elementary School	82	24	16	15	5	10	12	-	-	-	-	-	-	-	-
	2101 Back Bay Elementary School	55	5	18	10	5	7	10	-	-	-	-	-	-	-	-
	2003 Barnhill Memorial School	330	-	-	-	-	-	-	118	104	108	-	-	-	-	-
	2066 Bayside Middle School	552	-	-	-	-	-	-	190	177	185	-	-	-	-	-
	2004 Bayview School	235	34	50	37	40	43	31	-	-	-	-	-	-	-	-
	2005 Beaconsfield Middle School	169	-	-	-	-	-	-	51	59	59	-	-	-	-	-
	1938 Belleisle Elementary School	157	15	27	29	29	26	31	-	-	-	-	-	-	-	-
	1945 Belleisle Regional High School	244	-	-	-	-	-	-	26	26	41	39	37	39	36	-
	2103 Blacks Harbour School	137	26	26	26	24	16	19	-	-	-	-	-	-	-	-
	2301 Campobello Island Consolidated School	122	11	9	11	13	9	10	4	9	14	7	11	7	7	-
	2007 Centennial School	220	48	39	34	39	29	31	-	-	-	-	-	-	-	-
	2008 Champlain Heights School	377	74	64	66	70	53	50	-	-	-	-	-	-	-	-
	1948 Chris Saunders Memorial Elementary School	293	36	43	35	58	45	76	-	-	-	-	-	-	-	-
	2104 Deer Island Community School	62	8	7	10	8	5	9	7	4	4	-	-	-	-	-
	1940 Dr. A. T. Leatherbarrow Primary School	216	81	55	80	-	-	-	-	-	-	-	-	-	-	-
	1930 Fairvale Elementary School	409	58	55	66	75	72	83	-	-	-	-	-	-	-	-
	2013 Forest Hills School	671	56	52	42	84	75	72	99	101	90	-	-	-	-	-
	2111 Fundy Middle and High School	560	-	-	-	-	-	-	70	86	85	88	69	84	78	-
	2074 Fundy Shores School	80	20	14	15	12	9	10	-	-	-	-	-	-	-	-
	2014 Glen Falls School	159	34	33	23	22	23	24	-	-	-	-	-	-	-	-
	2068 Grand Bay Primary School	102	32	39	31	-	-	-	-	-	-	-	-	-	-	-
	2201 Grand Manan Community School	337	32	32	22	26	29	22	25	25	25	25	26	29	19	-
	1944 Hammond River Valley Elementary School	180	34	23	41	26	26	30	-	-	-	-	-	-	-	-
	1939 Hampton Elementary School	237	-	-	-	78	86	73	-	-	-	-	-	-	-	-
	1947 Hampton High School	593	-	-	-	-	-	-	-	-	-	150	136	149	155	3
	1921 Hampton Middle School	308	-	-	-	-	-	-	113	110	85	-	-	-	-	-
	2060 Harbour View High School	843	-	-	-	-	-	-	-	-	-	197	208	244	194	-
	1929 Harry Miller Middle School	355	-	-	-	-	-	-	119	105	131	-	-	-	-	-
	2019 Havelock School	177	18	15	34	43	32	35	-	-	-	-	-	-	-	-
	2020 Hazen-White-St. Francis School	188	35	25	27	27	23	16	10	12	13	-	-	-	-	-
	2016 Inglewood School	62	-	-	-	22	11	29	-	-	-	-	-	-	-	-
	2070 Island View School	329	36	58	62	49	58	66	-	-	-	-	-	-	-	-
	1931 Kennebecasis Park Elementary School	148	21	27	20	24	31	25	-	-	-	-	-	-	-	-
	1941 Kennebecasis Valley High School	1,056	-	-	-	-	-	-	-	-	-	250	254	261	288	3
	1943 Lakefield Elementary School	379	51	60	77	67	58	66	-	-	-	-	-	-	-	-
	2028 Lakewood Heights School	289	57	52	47	44	48	41	-	-	-	-	-	-	-	-
	2302 Lawrence Station Elementary School	34	6	6	6	6	3	7	-	-	-	-	-	-	-	-
	2030 Loch Lomond School	321	51	45	54	57	67	47	-	-	-	-	-	-	-	-
	2059 M. Gerald Teed Memorial School	169	51	53	65	-	-	-	-	-	-	-	-	-	-	-
	1925 Macdonald Consolidated School	193	19	24	22	16	27	14	25	20	26	-	-	-	-	-

**Table 22. Enrolment by School by Grade, September 30, 2016 (continued)**

District	School Number and Name	Total	Grade												Prev. Grads	
			K	01	02	03	04	05	06	07	08	09	10	11		12
<b>Anglophone South School District</b>																
2065	Millidgeville North School	436	-	-	-	98	79	69	63	65	62	-	-	-	-	-
2339	Milltown Elementary School	207	32	32	38	36	42	27	-	-	-	-	-	-	-	-
2023	Morna Heights School	97	16	15	18	14	17	17	-	-	-	-	-	-	-	-
1811	Norton Elementary School	92	23	18	14	18	8	11	-	-	-	-	-	-	-	-
2039	Prince Charles School	153	21	21	28	8	17	17	15	13	13	-	-	-	-	-
2041	Princess Elizabeth School	503	47	58	43	34	51	40	68	76	86	-	-	-	-	-
1932	Quispamsis Elementary School	399	63	64	63	68	70	71	-	-	-	-	-	-	-	-
1946	Quispamsis Middle School	532	-	-	-	-	-	-	182	190	160	-	-	-	-	-
2072	River Valley Middle School	320	-	-	-	-	-	-	116	100	104	-	-	-	-	-
1927	Rothsay Elementary School	429	56	69	58	80	81	85	-	-	-	-	-	-	-	-
1928	Rothsay High School	501	-	-	-	-	-	-	-	-	-	132	121	106	141	1
1942	Rothsay Park School	239	-	-	-	-	-	-	86	73	80	-	-	-	-	-
2043	Saint John High School	921	-	-	-	-	-	-	-	-	-	188	229	244	256	4
2057	Saint Rose School	238	41	39	36	33	45	44	-	-	-	-	-	-	-	-
2045	Seawood School	106	15	20	14	19	13	25	-	-	-	-	-	-	-	-
2047	Simonds High School	821	-	-	-	-	-	-	-	-	-	199	187	205	230	-
2310	Sir James Dunn Academy	179	-	-	-	-	-	-	32	17	23	17	31	23	36	-
2110	St. George Elementary School	249	31	39	34	50	54	41	-	-	-	-	-	-	-	-
2067	St. John the Baptist/King Edward School	240	31	40	37	24	33	20	19	17	19	-	-	-	-	-
2051	St. Malachy's Memorial High School	895	-	-	-	-	-	-	-	-	-	205	219	223	247	1
2052	St. Martins School	60	14	9	10	10	12	5	-	-	-	-	-	-	-	-
2053	St. Patrick's School	196	52	38	24	21	37	24	-	-	-	-	-	-	-	-
2336	St. Stephen Elementary School	435	65	66	66	82	73	83	-	-	-	-	-	-	-	-
2338	St. Stephen High School	515	-	-	-	-	-	-	-	-	-	121	123	118	151	2
2337	St. Stephen Middle School	330	-	-	-	-	-	-	98	114	118	-	-	-	-	-
1819	Sussex Corner Elementary School	307	42	54	61	56	52	42	-	-	-	-	-	-	-	-
1817	Sussex Elementary School	466	69	90	76	77	82	72	-	-	-	-	-	-	-	-
1820	Sussex Middle School	450	-	-	-	-	-	-	138	158	154	-	-	-	-	-
1818	Sussex Regional High School	741	-	-	-	-	-	-	-	-	-	169	182	181	205	4
2311	Vincent Massey Elementary School	146	35	21	24	24	15	27	-	-	-	-	-	-	-	-
2062	Westfield School	330	42	44	44	70	74	56	-	-	-	-	-	-	-	-
2206	White Head Elementary School	6	-	1	4	1	-	-	-	-	-	-	-	-	-	-
<b>Total - Anglophone South School District</b>		<b>22,969</b>	<b>1,668</b>	<b>1,705</b>	<b>1,699</b>	<b>1,792</b>	<b>1,776</b>	<b>1,715</b>	<b>1,674</b>	<b>1,661</b>	<b>1,685</b>	<b>1,787</b>	<b>1,833</b>	<b>1,913</b>	<b>2,043</b>	<b>18</b>





**Table 22. Enrolment by School by Grade, September 30, 2016 (continued)**

District	School Number and Name	Total	Grade												Prev. Grads	
			K	01	02	03	04	05	06	07	08	09	10	11		12
<b>Anglophone West School District</b>																
2703	McAdam Elementary School	66	9	17	11	11	11	7	-	-	-	-	-	-	-	-
2704	McAdam High School	89	-	-	-	-	-	-	10	12	7	15	16	13	15	1
2910	Meduxnekeag Consolidated School	627	77	63	69	73	79	77	62	69	58	-	-	-	-	-
2411	Minto Elementary Middle School	342	32	35	58	40	34	32	45	35	31	-	-	-	-	-
2407	Minto Memorial High School	154	-	-	-	-	-	-	-	-	-	34	40	39	40	1
2633	Montgomery Street Elementary School	190	39	40	36	21	29	25	-	-	-	-	-	-	-	-
2802	Nackawic Elementary School	241	33	29	42	46	45	46	-	-	-	-	-	-	-	-
2811	Nackawic Middle School	138	-	-	-	-	-	-	39	55	44	-	-	-	-	-
2801	Nackawic Senior High School	257	-	-	-	-	-	-	-	-	-	66	70	66	55	-
2620	Nashwaak Valley School	121	20	31	18	20	15	17	-	-	-	-	-	-	-	-
2621	Nashwaaksis Memorial School	280	43	66	48	46	42	35	-	-	-	-	-	-	-	-
2636	Nashwaaksis Middle School	597	-	-	-	-	-	-	199	191	207	-	-	-	-	-
2639	New Maryland Elementary School	469	76	96	75	82	75	65	-	-	-	-	-	-	-	-
2513	Oromocto High School	1,079	-	-	-	-	-	-	-	-	-	247	247	303	277	5
2623	Park Street Elementary School	408	69	66	78	72	70	53	-	-	-	-	-	-	-	-
3105	Perth-Andover Middle School	179	-	-	-	-	-	-	58	60	61	-	-	-	-	-
2624	Priestman Street Elementary School	534	90	95	80	102	81	86	-	-	-	-	-	-	-	-
2512	Ridgeview Middle School	289	-	-	-	-	-	-	96	95	98	-	-	-	-	-
2638	Royal Road Elementary School	405	54	64	71	60	78	78	-	-	-	-	-	-	-	-
5401	Saint Mary's Academy	200	12	12	18	20	15	16	16	17	16	15	14	12	17	-
3106	Southern Victoria High School	276	-	-	-	-	-	-	-	-	-	61	56	87	72	-
0906	Stanley Consolidated School	250	15	24	18	9	18	17	25	20	25	21	14	24	20	-
2510	Summerhill Street Elementary School	258	-	-	-	83	79	96	-	-	-	-	-	-	-	-
2505	Sunbury West School	226	31	23	30	24	21	21	28	28	20	-	-	-	-	-
3111	Tobique Valley High School	188	-	-	-	-	-	-	19	27	29	21	27	35	30	-
2911	Townsvie School	585	66	57	52	63	85	59	57	73	73	-	-	-	-	-
0905	Upper Miramichi Elementary School	107	18	18	13	20	18	20	-	-	-	-	-	-	-	-
2908	Woodstock High School	581	-	-	-	-	-	-	-	-	-	139	140	140	159	3
<b>Total - Anglophone West School District</b>		<b>22,901</b>	<b>1,647</b>	<b>1,729</b>	<b>1,696</b>	<b>1,738</b>	<b>1,682</b>	<b>1,668</b>	<b>1,725</b>	<b>1,717</b>	<b>1,754</b>	<b>1,742</b>	<b>1,798</b>	<b>2,004</b>	<b>1,978</b>	<b>23</b>

Table 22. Enrolment by School by Grade, September 30, 2016 (continued)

District	School Number and Name	Total	Grade												Prev.	
			K	01	02	03	04	05	06	07	08	09	10	11	12	Grads
<b>District scolaire francophone Nord-Est</b>																
4109	Académie Assomption	65	7	9	15	14	10	10	-	-	-	-	-	-	-	-
3511	Académie Notre-Dame	170	13	16	23	25	13	21	18	14	27	-	-	-	-	-
3719	Apollo XI	204	26	36	27	29	24	32	30	-	-	-	-	-	-	-
3516	Aux quatre vents	222	-	-	-	-	-	-	-	-	-	54	60	56	51	1
4157	Carrefour Étudiant	260	27	25	33	31	23	26	33	22	40	-	-	-	-	-
0761	Centre scolaire communautaire La fontaine	435	32	26	21	37	27	38	27	23	27	29	35	39	74	-
4161	Cité de l'Amitié	388	56	58	78	69	69	58	-	-	-	-	-	-	-	-
0714	École La Passerelle	197	20	22	22	28	12	19	18	23	33	-	-	-	-	-
0702	École La Relève-de-Saint-Isidore	143	13	21	14	19	14	14	20	11	17	-	-	-	-	-
0719	École La Ruche	314	49	54	54	48	48	61	-	-	-	-	-	-	-	-
0725	École La Source	357	46	42	35	40	39	46	42	35	32	-	-	-	-	-
0762	École La Villa des Amis	198	18	22	21	12	22	33	18	26	26	-	-	-	-	-
0609	École La-Rivière	83	13	8	6	9	11	6	11	9	10	-	-	-	-	-
0720	École Le Tremplin	165	-	-	-	-	-	-	49	58	58	-	-	-	-	-
0503	École Léandre-LeGresley	137	12	15	15	18	15	11	11	17	23	-	-	-	-	-
0627	École L'Envolée	366	47	47	43	49	34	37	39	39	31	-	-	-	-	-
0513	École L'Escalé-des-Jeunes	79	8	10	6	12	15	8	7	7	6	-	-	-	-	-
0625	École L'Étincelle	137	21	11	13	12	17	22	7	17	17	-	-	-	-	-
0540	École Marguerite-Bourgeois	367	33	42	43	47	41	35	36	45	45	-	-	-	-	-
0601	École Marie-Esther	472	-	-	-	-	-	-	-	-	-	113	108	125	126	-
0504	École Ola-Léger	77	10	8	12	12	7	10	7	7	4	-	-	-	-	-
0752	École René-Chouinard	117	10	9	9	12	20	14	10	16	17	-	-	-	-	-
4156	École secondaire Népisiguit	874	-	-	-	-	-	-	-	-	-	214	207	228	225	-
0604	École Soeur-Saint-Alexandre	275	33	27	31	30	34	28	36	34	22	-	-	-	-	-
0541	École Terre des Jeunes	248	35	29	27	30	27	33	18	26	23	-	-	-	-	-
4143	François-Xavier-Daigle	162	11	16	20	12	22	22	14	23	22	-	-	-	-	-
4125	La Croisée	245	24	29	29	40	30	24	17	34	18	-	-	-	-	-
3517	La Mosaïque du Nord	301	35	36	24	33	33	37	29	41	33	-	-	-	-	-
4158	Le Domaine Étudiant	208	-	-	-	-	46	26	48	39	49	-	-	-	-	-
4114	Le Tournesol	182	40	48	48	46	-	-	-	-	-	-	-	-	-	-
3710	Mgr Melanson	130	20	18	22	21	14	17	18	-	-	-	-	-	-	-
4159	Place-des-Jeunes	183	-	-	-	-	-	-	59	58	66	-	-	-	-	-
0539	Polyvalente Louis-Mailloux	451	-	-	-	-	-	-	-	-	-	97	109	107	138	-
3722	Polyvalente Roland-Pépin	346	-	-	-	-	-	-	-	37	44	70	63	65	66	1
0760	Polyvalente W.-Arthur-Losier	743	-	-	-	-	-	-	-	-	-	176	178	193	194	2
4113	Séjour-Jeunesse	36	2	5	3	3	3	5	5	6	4	-	-	-	-	-
3707	Versant-Nord	183	14	13	14	21	19	14	20	36	32	-	-	-	-	-
<b>Total - District scolaire francophone Nord-Est</b>		<b>9,520</b>	<b>675</b>	<b>702</b>	<b>708</b>	<b>759</b>	<b>689</b>	<b>707</b>	<b>647</b>	<b>703</b>	<b>726</b>	<b>753</b>	<b>760</b>	<b>813</b>	<b>874</b>	<b>4</b>

**Table 22. Enrolment by School by Grade, September 30, 2016 (continued)**

District	School Number and Name	Total	Grade												Prev. Grads	
			K	01	02	03	04	05	06	07	08	09	10	11		12
<b>District scolaire francophone Nord-Ouest</b>																
	3329 Carrefour de la Jeunesse	389	33	56	32	54	48	42	39	42	43	-	-	-	-	-
	3327 Centre d'apprentissage du Haut-Madawaska	198	17	25	20	23	23	20	27	24	19	-	-	-	-	-
	3325 Cité des Jeunes A.-M.-Sormany	948	-	-	-	-	-	-	-	-	-	216	253	243	236	-
	3316 École communautaire Saint-Joseph	101	12	7	12	9	10	18	8	14	11	-	-	-	-	-
	0117 École Écho-Jeunesse	150	22	23	17	17	21	18	16	16	-	-	-	-	-	-
	3326 École Ernest-Lang	78	6	5	13	12	5	12	9	6	10	-	-	-	-	-
	3215 École Grande-Rivière	291	17	19	29	27	24	23	30	20	21	26	17	19	19	-
	0109 École Marie-Gaétane	135	-	-	-	-	-	-	-	-	26	28	27	19	35	-
	3205 École Mgr-Lang	219	36	37	25	36	34	21	30	-	-	-	-	-	-	-
	0101 École Mgr-Martin	245	29	36	41	35	35	34	35	-	-	-	-	-	-	-
	3320 École Mgr-Matthieu-Mazerolle	107	11	12	11	10	10	15	14	14	10	-	-	-	-	-
	3309 École Notre-Dame	494	47	49	46	71	54	53	65	48	61	-	-	-	-	-
	3317 École Régionale Saint-Basile	294	31	43	37	35	33	31	25	27	32	-	-	-	-	-
	3321 École Régionale Sainte-Anne	112	16	12	12	14	8	9	14	12	15	-	-	-	-	-
	3314 École Saint-Jacques	329	39	43	28	32	32	36	37	49	33	-	-	-	-	-
	3218 Élémentaire Sacré-Coeur	320	46	52	30	52	42	47	51	-	-	-	-	-	-	-
	0118 Polyvalente A.-J.-Savoie	222	-	-	-	-	-	-	-	37	40	37	30	33	44	1
	3217 Polyvalente Thomas-Albert	546	-	-	-	-	-	-	-	70	92	101	84	94	105	-
	3211 Régionale-de-Saint-André	157	21	11	34	19	24	17	31	-	-	-	-	-	-	-
<b>Total - District scolaire francophone Nord-Ouest</b>		<b>5,335</b>	<b>383</b>	<b>430</b>	<b>387</b>	<b>446</b>	<b>403</b>	<b>396</b>	<b>431</b>	<b>379</b>	<b>413</b>	<b>408</b>	<b>411</b>	<b>408</b>	<b>439</b>	<b>1</b>

Table 22. Enrolment by School by Grade, September 30, 2016 (continued)

District	School Number and Name	Total	Grade												Prev.	
			K	01	02	03	04	05	06	07	08	09	10	11	12	Grads
<b>District scolaire francophone Sud</b>																
	5201 Centre scolaire Samuel-de-Champlain	691	53	45	45	57	56	60	70	57	82	43	35	44	44	-
	1340 École Abbey-Landry	356	44	49	44	52	44	32	32	26	33	-	-	-	-	-
	1348 École Amirault	459	77	73	89	88	71	61	-	-	-	-	-	-	-	-
	1357 École Anna-Malenfant	578	78	95	85	103	109	108	-	-	-	-	-	-	-	-
	5107 École Arc-en-ciel	314	45	39	50	44	27	29	34	22	24	-	-	-	-	-
	1206 École Blanche-Bourgeois	171	20	24	20	28	16	19	12	12	20	-	-	-	-	-
	1215 École Calixte-F.-Savoie	71	7	6	9	11	4	7	11	8	8	-	-	-	-	-
	1227 École Camille-Vautour	196	20	19	31	25	17	27	20	14	23	-	-	-	-	-
	5301 École Carrefour Beausoleil	278	26	22	25	28	18	26	19	27	19	19	14	17	18	-
	1361 École Carrefour de l'Acadie	752	-	-	-	-	-	-	250	248	254	-	-	-	-	-
	1334 École Champlain	631	105	88	90	88	88	90	82	-	-	-	-	-	-	-
	1226 École Clément-Cormier	416	-	-	-	-	-	-	-	-	-	100	97	105	112	2
	5138 École des Bâtitseurs	447	65	77	69	82	72	82	-	-	-	-	-	-	-	-
	5202 École des Pionniers	158	29	32	26	32	18	21	-	-	-	-	-	-	-	-
	1356 École Donat-Robichaud	260	28	30	34	26	33	32	23	26	28	-	-	-	-	-
	1202 École Dr-Marguerite-Michaud	276	28	24	26	28	35	40	23	31	41	-	-	-	-	-
	1358 École Grande-Digue	230	30	22	29	28	22	33	17	32	17	-	-	-	-	-
	1359 École Le Mascaret	407	-	-	-	-	-	-	84	148	175	-	-	-	-	-
	1362 École Le Sommet	726	107	90	99	94	78	80	57	62	59	-	-	-	-	-
	5139 École Les Éclaireurs	316	52	47	39	54	32	33	37	22	-	-	-	-	-	-
	1360 École L'Odyssée	750	-	-	-	-	-	-	-	-	-	192	183	191	183	1
	1355 École Mathieu-Martin	1,035	-	-	-	-	-	-	-	-	-	298	263	230	244	-
	1315 École Mgr-François-Bourgeois	485	50	55	77	57	46	51	54	49	46	-	-	-	-	-
	3954 École Mgr-Marcel-François-Richard	452	23	14	23	12	14	26	21	26	19	71	68	59	75	1
	1228 École Mont Carmel	175	15	22	17	21	19	17	18	21	25	-	-	-	-	-
	1213 École Notre-Dame	124	17	9	15	13	15	18	12	12	13	-	-	-	-	-
	1317 École Père-Edgar-T.-LeBlanc	311	40	32	36	31	46	33	27	34	32	-	-	-	-	-
	3905 École Régionale de Baie-Sainte-Anne	147	6	6	15	1	6	19	13	17	16	17	10	11	10	-
	5137 École Sainte-Anne	641	-	-	-	-	-	-	80	74	92	117	109	94	75	-
	1349 École Sainte-Bernadette	232	44	44	36	37	40	31	-	-	-	-	-	-	-	-
	1335 École Sainte-Thérèse	601	83	111	95	100	117	95	-	-	-	-	-	-	-	-
	1350 École Saint-Henri	329	60	50	51	51	64	53	-	-	-	-	-	-	-	-
	3924 École secondaire Assomption	120	-	-	-	-	-	-	-	14	25	20	14	22	24	1
	3955 École Soleil Levant	240	28	18	21	19	27	34	27	33	33	-	-	-	-	-
	3950 École W.-F.-Boisvert	137	11	24	12	23	21	27	19	-	-	-	-	-	-	-
	1331 Polyvalente Louis-J.-Robichaud	553	-	-	-	-	-	-	-	-	-	133	156	132	132	-
<b>Total - District scolaire francophone Sud</b>		<b>14,065</b>	<b>1,191</b>	<b>1,167</b>	<b>1,208</b>	<b>1,233</b>	<b>1,155</b>	<b>1,184</b>	<b>1,042</b>	<b>1,015</b>	<b>1,084</b>	<b>1,010</b>	<b>949</b>	<b>905</b>	<b>917</b>	<b>5</b>

**Table 23. Enrolment in French Immersion by School by Grade, September 30, 2016**

Dist.	No. School Number and Name	Total	Grade											
			01	02	03	04	05	06	07	08	09	10	11	12
<b>Anglophone East School District</b>														
	1572 Arnold H. McLeod School	116	-	-	45	36	35	-	-	-	-	-	-	-
	1569 Bernice MacNaughton High School	302	-	-	-	-	-	-	-	-	99	82	80	41
	1504 Bessborough School	215	-	-	47	34	34	37	31	32	-	-	-	-
	1505 Birchmount School	196	-	-	35	28	31	31	42	29	-	-	-	-
	1702 Caledonia Regional High School	105	-	-	-	-	-	11	32	17	17	18	8	2
	1567 Claude D. Taylor School	110	-	-	31	46	33	-	-	-	-	-	-	-
	1573 Edith Cavell School	59	-	-	17	13	6	8	10	5	-	-	-	-
	1576 Evergreen Park School	361	-	-	60	39	51	71	76	64	-	-	-	-
	1514 Forest Glen School	63	-	-	30	33	-	-	-	-	-	-	-	-
	1550 Frank L. Bowser School	119	-	-	39	32	48	-	-	-	-	-	-	-
	1517 Harrison Trimble High School	318	-	-	-	-	-	-	-	-	118	79	82	39
	1519 Hillcrest School	39	-	-	-	-	-	11	13	15	-	-	-	-
	1610 J.M.A. Armstrong/Salisbury Middle School	336	-	-	-	-	40	55	53	45	37	40	38	28
	1571 Lewisville Middle School	212	-	-	-	-	-	73	66	73	-	-	-	-
	1574 Lou MacNarin School	102	-	-	35	34	33	-	-	-	-	-	-	-
	1528 Magnetic Hill School	190	-	-	35	39	23	31	38	24	-	-	-	-
	1402 Marshview Middle School	140	-	-	-	-	35	35	38	32	-	-	-	-
	1539 Moncton High School	453	-	-	-	-	-	-	-	-	138	134	89	92
	1577 Northrop Frye School	316	-	-	60	84	49	47	29	47	-	-	-	-
	1604 Petitcodiac Regional School	188	-	-	-	-	-	34	33	26	26	29	20	20
	1416 Port Elgin Regional School	33	-	-	-	-	-	11	11	11	-	-	-	-
	1547 Queen Elizabeth School	98	-	-	24	18	17	13	8	18	-	-	-	-
	1578 Riverview East School	273	-	-	59	44	38	52	40	40	-	-	-	-
	1570 Riverview High School	571	-	-	-	-	-	-	-	-	147	148	145	131
	1549 Riverview Middle School	336	-	-	-	-	-	117	96	123	-	-	-	-
	1417 Salem Elementary School	95	-	-	52	43	-	-	-	-	-	-	-	-
	1607 Salisbury Elementary School	93	-	-	44	49	-	-	-	-	-	-	-	-
	1553 Shediac Cape School	86	-	-	20	16	15	12	15	8	-	-	-	-
	1559 Sunny Brae Middle School	127	-	-	-	-	29	29	37	32	-	-	-	-
	1411 Tantramar Regional High School	89	-	-	-	-	-	-	-	-	39	40	9	1
	1551 West Riverview School	84	-	-	31	27	26	-	-	-	-	-	-	-
<b>Total - Anglophone East School District</b>		<b>5,825</b>	<b>-</b>	<b>-</b>	<b>664</b>	<b>615</b>	<b>543</b>	<b>678</b>	<b>668</b>	<b>641</b>	<b>621</b>	<b>570</b>	<b>471</b>	<b>354</b>

**Table 23. Enrolment in French Immersion by School by Grade, September 30, 2016 (continued)**

Dist.	No.	School Number and Name	Total	Grade												
				01	02	03	04	05	06	07	08	09	10	11	12	
<b>Anglophone North School District</b>																
	4201	Bathurst High School	105	-	-	-	-	-	-	-	-	-	39	26	25	15
	4055	Bonar Law Memorial School	83	-	-	-	-	-	-	-	-	-	21	16	18	28
	3806	Campbellton Middle School	71	-	-	-	-	20	17	18	16	-	-	-	-	-
	0856	Croft Elementary School	78	-	-	29	27	22	-	-	-	-	-	-	-	-
	3615	Dalhousie Regional High School	68	-	-	-	-	-	8	15	11	14	7	10	3	-
	1025	Dr. Losier Middle School	101	-	-	-	-	-	50	27	24	-	-	-	-	-
	4056	Eleanor W. Graham Middle School	83	-	-	-	-	-	19	34	30	-	-	-	-	-
	0858	Gretna Green School	129	-	-	33	21	23	14	16	22	-	-	-	-	-
	0812	Harkins Middle School	112	-	-	-	-	-	32	43	37	-	-	-	-	-
	1020	James M. Hill Memorial High School	94	-	-	-	-	-	-	-	-	25	25	22	22	-
	3613	L.E. Reinsborough School	50	-	-	17	17	16	-	-	-	-	-	-	-	-
	3803	Lord Beaverbrook School	48	-	-	27	21	-	-	-	-	-	-	-	-	-
	0811	Miramichi Valley High School	211	-	-	-	-	-	-	-	-	60	57	45	49	-
	4260	Parkwood Heights Elementary School	32	-	-	10	11	11	-	-	-	-	-	-	-	-
	4017	Rexton Elementary School	89	-	-	31	30	28	-	-	-	-	-	-	-	-
	1018	St. Andrews Elementary School	93	-	-	26	31	36	-	-	-	-	-	-	-	-
	3823	Sugarloaf Senior High School	89	-	-	-	-	-	-	-	-	30	35	13	11	-
	4207	Superior Middle School	133	-	-	-	-	-	48	34	51	-	-	-	-	-
	4261	Terry Fox Elementary School	58	-	-	20	16	22	-	-	-	-	-	-	-	-
<b>Total - Anglophone North School District</b>			<b>1,727</b>	<b>-</b>	<b>-</b>	<b>193</b>	<b>174</b>	<b>178</b>	<b>188</b>	<b>187</b>	<b>191</b>	<b>189</b>	<b>166</b>	<b>133</b>	<b>128</b>	<b>-</b>

**Table 23. Enrolment in French Immersion by School by Grade, September 30, 2016 (continued)**

Dist.	No.	School Number and Name	Total	Grade											
				01	02	03	04	05	06	07	08	09	10	11	12
<b>Anglophone South School District</b>															
	2003	Barnhill Memorial School	232	-	-	-	-	-	94	69	69	-	-	-	
	2066	Bayside Middle School	191	-	-	-	-	-	72	45	74	-	-	-	
	2005	Beaconsfield Middle School	45	-	-	-	-	-	17	14	14	-	-	-	
	1945	Belleisle Regional High School	100	-	-	-	-	-	12	11	19	13	17	15	
	1948	Chris Saunders Memorial Elementary School	96	-	-	32	26	38	-	-	-	-	-	-	
	1930	Fairvale Elementary School	105	-	-	41	34	30	-	-	-	-	-	-	
	2013	Forest Hills School	268	-	-	44	46	36	54	48	40	-	-	-	
	2111	Fundy Middle and High School	108	-	-	-	-	-	15	22	21	14	12	15	
	1939	Hampton Elementary School	145	-	-	52	51	42	-	-	-	-	-	-	
	1947	Hampton High School	242	-	-	-	-	-	-	-	-	72	60	56	
	1921	Hampton Middle School	141	-	-	-	-	-	55	43	43	-	-	-	
	2060	Harbour View High School	243	-	-	-	-	-	-	-	-	69	64	56	
	1929	Harry Miller Middle School	205	-	-	-	-	-	68	54	83	-	-	-	
	2019	Havelock School	65	-	-	26	19	20	-	-	-	-	-	-	
	1941	Kennebecasis Valley High School	497	-	-	-	-	-	-	-	-	134	105	117	
	1943	Lakefield Elementary School	105	-	-	47	31	27	-	-	-	-	-	-	
	2030	Loch Lomond School	71	-	-	33	18	20	-	-	-	-	-	-	
	1925	Macdonald Consolidated School	34	-	-	-	-	-	7	12	15	-	-	-	
	2065	Millidgeville North School	233	-	-	62	50	37	33	29	22	-	-	-	
	2041	Princess Elizabeth School	108	-	-	-	-	-	29	33	46	-	-	-	
	1932	Quispamsis Elementary School	122	-	-	44	36	42	-	-	-	-	-	-	
	1946	Quispamsis Middle School	281	-	-	-	-	-	93	100	88	-	-	-	
	2072	River Valley Middle School	192	-	-	-	-	-	78	53	61	-	-	-	
	1927	Rothsay Elementary School	114	-	-	38	40	36	-	-	-	-	-	-	
	1928	Rothsay High School	222	-	-	-	-	-	-	-	-	66	46	49	
	1942	Rothsay Park School	121	-	-	-	-	-	22	49	50	-	-	-	
	2043	Saint John High School	291	-	-	-	-	-	-	-	-	68	86	74	
	2047	Simonds High School	165	-	-	-	-	-	-	-	-	49	35	42	
	2110	St. George Elementary School	87	-	-	33	33	21	-	-	-	-	-	-	
	2051	St. Malachy's Memorial High School	283	-	-	-	-	-	-	-	-	61	85	77	
	2336	St. Stephen Elementary School	102	-	-	40	28	34	-	-	-	-	-	-	
	2338	St. Stephen High School	157	-	-	-	-	-	-	-	-	40	45	31	
	2337	St. Stephen Middle School	138	-	-	-	-	-	47	48	43	-	-	-	
	1819	Sussex Corner Elementary School	88	-	-	35	28	25	-	-	-	-	-	-	
	1817	Sussex Elementary School	130	-	-	49	45	36	-	-	-	-	-	-	
	1820	Sussex Middle School	264	-	-	-	-	-	92	89	83	-	-	-	
	1818	Sussex Regional High School	300	-	-	-	-	-	-	-	-	77	88	68	
	2062	Westfield School	132	-	-	47	50	35	-	-	-	-	-	-	
<b>Total - Anglophone South School District</b>			<b>6,423</b>	-	-	<b>623</b>	<b>535</b>	<b>479</b>	<b>788</b>	<b>719</b>	<b>771</b>	<b>663</b>	<b>643</b>	<b>600</b>	

**Table 23. Enrolment in French Immersion by School by Grade, September 30, 2016 (continued)**

Dist.	No.	School Number and Name	Total	Grade											
				01	02	03	04	05	06	07	08	09	10	11	12
<b>Anglophone West School District</b>															
	3107	Andover Elementary School	58	-	-	16	21	21	-	-	-	-	-	-	
	2602	Barkers Point Elementary School	97	-	-	37	31	29	-	-	-	-	-	-	
	2641	Bliss Carman Middle School	330	-	-	-	-	-	123	95	112	-	-	-	
	3018	Carleton North High School	71	-	-	-	-	-	-	-	-	26	24	11	
	2604	Connaught Street School	101	-	-	34	30	37	-	-	-	-	-	-	
	2605	Devon Middle School	257	-	-	-	-	-	96	88	73	-	-	-	
	3009	Florenceville Elementary School	104	-	-	39	30	35	-	-	-	-	-	-	
	3008	Florenceville Middle School	114	-	-	-	-	-	44	35	35	-	-	-	
	2635	Fredericton High School	572	-	-	-	-	-	-	-	-	179	184	111	
	2609	Garden Creek School	111	-	-	43	41	27	-	-	-	-	-	-	
	2619	George Street Middle School	385	-	-	-	-	-	140	143	102	-	-	-	
	2642	Gibson-Neill Memorial Elementary School	149	-	-	54	48	47	-	-	-	-	-	-	
	2511	Harold Peterson Middle School	150	-	-	-	-	-	64	38	48	-	-	-	
	2701	Harvey Elementary School	62	-	-	22	23	17	-	-	-	-	-	-	
	2705	Harvey High School	83	-	-	-	-	-	14	19	17	13	6	12	
	2509	Hubbard Avenue Elementary School	115	-	-	52	32	31	-	-	-	-	-	-	
	5001	John Caldwell School	149	-	-	17	17	12	13	11	14	17	23	15	
	2640	Leo Hayes High School	620	-	-	-	-	-	-	-	-	163	161	141	
	2634	Liverpool Street Elementary School	184	-	-	56	69	59	-	-	-	-	-	-	
	2910	Meduxnekeag Consolidated School	192	-	-	40	37	41	28	22	24	-	-	-	
	2407	Minto Memorial High School	5	-	-	-	-	-	-	-	-	-	-	5	
	2802	Nackawic Elementary School	65	-	-	25	19	21	-	-	-	-	-	-	
	2811	Nackawic Middle School	60	-	-	-	-	-	20	27	13	-	-	-	
	2801	Nackawic Senior High School	80	-	-	-	-	-	-	-	-	28	25	11	
	2621	Nashwaaksis Memorial School	65	-	-	27	23	15	-	-	-	-	-	-	
	2636	Nashwaaksis Middle School	343	-	-	-	-	-	127	111	105	-	-	-	
	2639	New Maryland Elementary School	131	-	-	51	44	36	-	-	-	-	-	-	
	2513	Oromocto High School	254	-	-	-	-	-	-	-	-	66	55	66	
	2623	Park Street Elementary School	137	-	-	55	48	34	-	-	-	-	-	-	
	3105	Perth-Andover Middle School	65	-	-	-	-	-	18	24	23	-	-	-	
	2624	Priestman Street Elementary School	131	-	-	59	38	34	-	-	-	-	-	-	
	2512	Ridgeview Middle School	71	-	-	-	-	-	29	26	16	-	-	-	
	2638	Royal Road Elementary School	108	-	-	38	31	39	-	-	-	-	-	-	
	3106	Southern Victoria High School	71	-	-	-	-	-	-	-	-	18	15	25	
	2510	Summerhill Street Elementary School	127	-	-	43	42	42	-	-	-	-	-	-	
	2505	Sunbury West School	37	-	-	-	-	-	16	14	7	-	-	-	
	2911	Townsvie School	218	-	-	39	37	27	38	43	34	-	-	-	



**Table 23. Enrolment in French Immersion by School by Grade, September 30, 2016 (continued)**

Dist.	No.	School Number and Name	Total	Grade											
				01	02	03	04	05	06	07	08	09	10	11	12
<b>Anglophone West School District</b>															
	2908	Woodstock High School	172	-	-	-	-	-	-	-	-	47	46	46	33
<b>Total - Anglophone West School District</b>			<b>6,044</b>	<b>-</b>	<b>-</b>	<b>747</b>	<b>661</b>	<b>604</b>	<b>770</b>	<b>696</b>	<b>623</b>	<b>557</b>	<b>539</b>	<b>438</b>	<b>409</b>



# Dropouts

**Table 7. Small numbers under Federal Health, Dept of Health, as of September 30, 2000**

State	1	2	3	4	5	6	7	8	9	10	11	12	13	14	15	16	17	18	19	20
Alabama	10	15	20	25	30	35	40	45	50	55	60	65	70	75	80	85	90	95	100	105
Alaska	10	15	20	25	30	35	40	45	50	55	60	65	70	75	80	85	90	95	100	105
Arizona	10	15	20	25	30	35	40	45	50	55	60	65	70	75	80	85	90	95	100	105
Arkansas	10	15	20	25	30	35	40	45	50	55	60	65	70	75	80	85	90	95	100	105
California	10	15	20	25	30	35	40	45	50	55	60	65	70	75	80	85	90	95	100	105
Colorado	10	15	20	25	30	35	40	45	50	55	60	65	70	75	80	85	90	95	100	105
Connecticut	10	15	20	25	30	35	40	45	50	55	60	65	70	75	80	85	90	95	100	105
Delaware	10	15	20	25	30	35	40	45	50	55	60	65	70	75	80	85	90	95	100	105
Florida	10	15	20	25	30	35	40	45	50	55	60	65	70	75	80	85	90	95	100	105
Georgia	10	15	20	25	30	35	40	45	50	55	60	65	70	75	80	85	90	95	100	105
Idaho	10	15	20	25	30	35	40	45	50	55	60	65	70	75	80	85	90	95	100	105
Illinois	10	15	20	25	30	35	40	45	50	55	60	65	70	75	80	85	90	95	100	105
Indiana	10	15	20	25	30	35	40	45	50	55	60	65	70	75	80	85	90	95	100	105
Iowa	10	15	20	25	30	35	40	45	50	55	60	65	70	75	80	85	90	95	100	105
Kansas	10	15	20	25	30	35	40	45	50	55	60	65	70	75	80	85	90	95	100	105
Kentucky	10	15	20	25	30	35	40	45	50	55	60	65	70	75	80	85	90	95	100	105
Louisiana	10	15	20	25	30	35	40	45	50	55	60	65	70	75	80	85	90	95	100	105
Maine	10	15	20	25	30	35	40	45	50	55	60	65	70	75	80	85	90	95	100	105
Maryland	10	15	20	25	30	35	40	45	50	55	60	65	70	75	80	85	90	95	100	105
Massachusetts	10	15	20	25	30	35	40	45	50	55	60	65	70	75	80	85	90	95	100	105
Michigan	10	15	20	25	30	35	40	45	50	55	60	65	70	75	80	85	90	95	100	105
Minnesota	10	15	20	25	30	35	40	45	50	55	60	65	70	75	80	85	90	95	100	105
Mississippi	10	15	20	25	30	35	40	45	50	55	60	65	70	75	80	85	90	95	100	105
Missouri	10	15	20	25	30	35	40	45	50	55	60	65	70	75	80	85	90	95	100	105
Montana	10	15	20	25	30	35	40	45	50	55	60	65	70	75	80	85	90	95	100	105
Nebraska	10	15	20	25	30	35	40	45	50	55	60	65	70	75	80	85	90	95	100	105
Nevada	10	15	20	25	30	35	40	45	50	55	60	65	70	75	80	85	90	95	100	105
New Hampshire	10	15	20	25	30	35	40	45	50	55	60	65	70	75	80	85	90	95	100	105
New Jersey	10	15	20	25	30	35	40	45	50	55	60	65	70	75	80	85	90	95	100	105
New Mexico	10	15	20	25	30	35	40	45	50	55	60	65	70	75	80	85	90	95	100	105
New York	10	15	20	25	30	35	40	45	50	55	60	65	70	75	80	85	90	95	100	105
North Carolina	10	15	20	25	30	35	40	45	50	55	60	65	70	75	80	85	90	95	100	105
North Dakota	10	15	20	25	30	35	40	45	50	55	60	65	70	75	80	85	90	95	100	105
Ohio	10	15	20	25	30	35	40	45	50	55	60	65	70	75	80	85	90	95	100	105
Oklahoma	10	15	20	25	30	35	40	45	50	55	60	65	70	75	80	85	90	95	100	105
Oregon	10	15	20	25	30	35	40	45	50	55	60	65	70	75	80	85	90	95	100	105
Pennsylvania	10	15	20	25	30	35	40	45	50	55	60	65	70	75	80	85	90	95	100	105
Rhode Island	10	15	20	25	30	35	40	45	50	55	60	65	70	75	80	85	90	95	100	105
South Carolina	10	15	20	25	30	35	40	45	50	55	60	65	70	75	80	85	90	95	100	105
South Dakota	10	15	20	25	30	35	40	45	50	55	60	65	70	75	80	85	90	95	100	105
Tennessee	10	15	20	25	30	35	40	45	50	55	60	65	70	75	80	85	90	95	100	105
Texas	10	15	20	25	30	35	40	45	50	55	60	65	70	75	80	85	90	95	100	105
Utah	10	15	20	25	30	35	40	45	50	55	60	65	70	75	80	85	90	95	100	105
Vermont	10	15	20	25	30	35	40	45	50	55	60	65	70	75	80	85	90	95	100	105
Virginia	10	15	20	25	30	35	40	45	50	55	60	65	70	75	80	85	90	95	100	105
Washington	10	15	20	25	30	35	40	45	50	55	60	65	70	75	80	85	90	95	100	105
West Virginia	10	15	20	25	30	35	40	45	50	55	60	65	70	75	80	85	90	95	100	105
Wisconsin	10	15	20	25	30	35	40	45	50	55	60	65	70	75	80	85	90	95	100	105
Wyoming	10	15	20	25	30	35	40	45	50	55	60	65	70	75	80	85	90	95	100	105

**Table 8. Enrollment by School District, Age and Grade, September 30, 2000**

School District	1	2	3	4	5	6	7	8	9	10	11	12	Total
Adams	10	15	20	25	30	35	40	45	50	55	60	65	400
Alameda	10	15	20	25	30	35	40	45	50	55	60	65	400
Alameda	10	15	20	25	30	35	40	45	50	55	60	65	400
Alameda	10	15	20	25	30	35	40	45	50	55	60	65	400
Alameda	10	15	20	25	30	35	40	45	50	55	60	65	400
Alameda	10	15	20	25	30	35	40	45	50	55	60	65	400
Alameda	10	15	20	25	30	35	40	45	50	55	60	65	400
Alameda	10	15	20	25	30	35	40	45	50	55	60	65	400
Alameda	10	15	20	25	30	35	40	45	50	55	60	65	400
Alameda	10	15	20	25	30	35	40	45	50	55	60	65	400

**Table 9. Enrollment by School District, Age and Grade, September 30, 2000**

School District	13	14	15	16	17	18
Adams	3,290	3,387	3,417	3,484	2,793	94
Alameda	51.6	51.9	51.9	51.3	51.3	65
Alameda	3,182	3,231	3,231	2,656	48.7	5
Alameda	48.2	48.1	48.1	48.7	48.7	48
Alameda	1,497	1,466	1,466	1,210	51.2	48
Alameda	52.1	50.0	50.0	51.2	48.8	48
Alameda	1,379	1,468	1,468	1,153	48.8	48
Alameda	47.9	50.0	50.0	48.8	48.8	48
Alameda	4,914	4,950	4,950	4,003	51.2	48
Alameda	51.9	51.3	51.3	51.2	48.8	48
Alameda	4,561	4,699	4,699	3,803	48.7	48
Alameda	48.7	48.1	48.7	48.7	48.7	48



**Table 24. Dropouts and Enrolment by School District for Grades 7 - 12  
September 30, 2014 to September 30, 2015**

<b>School District</b>	<b>Enrolment K-12</b>	<b>Enrolment 7-12</b>	<b>Number of Dropouts</b>	<b>Percent Dropped Out</b>
<b>Anglophone Districts</b>				
Anglophone East School District	15,496	7,602	88	1.2
Anglophone North School District	7,827	4,432	101	2.3
Anglophone South School District	23,376	11,416	161	1.4
Anglophone West School District	23,273	11,370	194	1.7
<b>Francophone Districts</b>				
District scolaire francophone Nord-Est	9,944	4,976	59	1.2
District scolaire francophone Nord-Ouest	5,457	2,569	16	0.6
District scolaire francophone Sud	13,533	5,688	49	0.9
<b>Anglophone</b>	<b>69,972</b>	<b>34,820</b>	<b>544</b>	<b>1.6</b>
<b>Francophone</b>	<b>28,934</b>	<b>13,233</b>	<b>124</b>	<b>0.9</b>
<b>Province</b>	<b>98,906</b>	<b>48,053</b>	<b>668</b>	<b>1.4</b>