

Forestry has been a cornerstone of the New Brunswick economy for generations, generating economic growth, recreational activities, and environmental sustainability among communities and families. There are approximately six million hectares of forest land in the province. About 50 per cent is Crown land, 30 per cent is private woodlots, and 20 per cent is industrial freehold. In addition to private and industrial landowners, there are 357 forestry and logging companies and 87 support businesses. In 2020, the primary forest sector generated \$472.1 million in revenues. About 68 per cent of these revenues were generated by softwood (mainly spruce-fir-jack pine), with hardwood contributing the remaining 32 per cent.

The wood processing sector comprises 129 businesses, which include approximately 35 industrial sawmills, six pulp and paper mills, and two panel mills. The balance of the wood processing sector is comprised of smaller, locally owned mills and of secondary processing facilities which remanufacture wood products to create finished goods such as windows, doors, and furniture. New Brunswick is the largest exporter of forest products in Atlantic Canada valued at \$1.97 billion in 2020. The United States, China, and India were the top export destinations in 2020, accounting for 86 per cent, 4 per cent, and 3 per cent of export share, respectively. In 2020, the primary forest products sector generated approximately 2,975 full-year equivalent jobs, while the processing sector generated 8,550 full-year equivalent jobs.

Industry at a Glance

Number of small private woodlots	Over 40,000
Number of primary forest businesses	444
Number of forest processing businesses	129
Value of primary forest production	\$472.1 million
Value of processed forest product shipments	x
Value of exports	\$1.97 billion
GDP (direct)	\$1.25 billion
Employment-Primary ¹	2,975
Employment-Processing ²	8,550

x Data are suppressed.

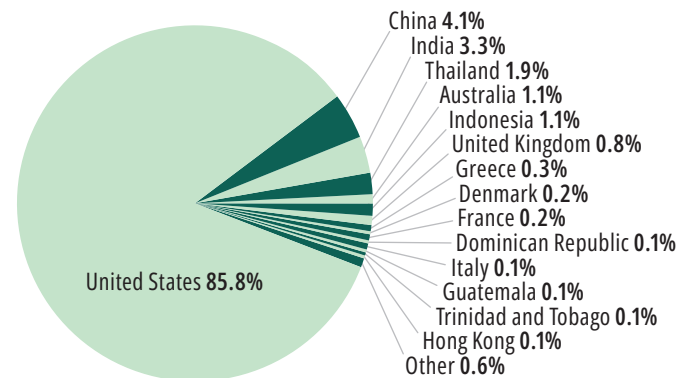
^{1,2} Full-year equivalent jobs.

Exports by Country

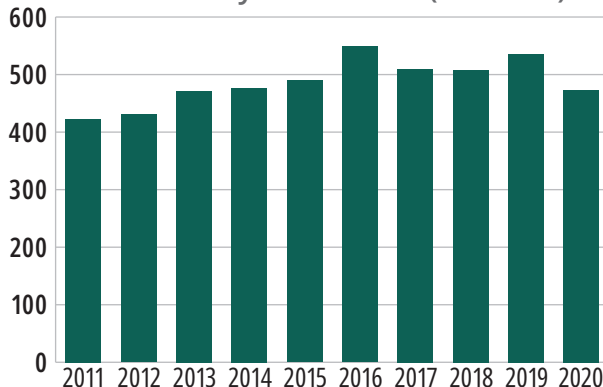
Country	Value (\$ Million)	
	2019	2020
United States	1,498.2	1,687.2
China	84.6	81.2
India	129.3	64.5
Thailand	64.6	38.0
Australia	12.0	21.5
Indonesia	43.6	21.4
United Kingdom	28.5	15.5
Greece	1.4	5.1
Denmark	0.0	4.9
France	1.5	4.1
Dominican Republic	3.1	2.3
Italy	0.5	2.3
Guatemala	1.9	2.2
Trinidad and Tobago	2.1	2.2
Hong Kong	2.3	2.0
Other	20.1	11.7
Total	1,893.7	1,966.1

Source: Trade Data Online (April 2022).

Exports by Country (\$1.97 Billion)



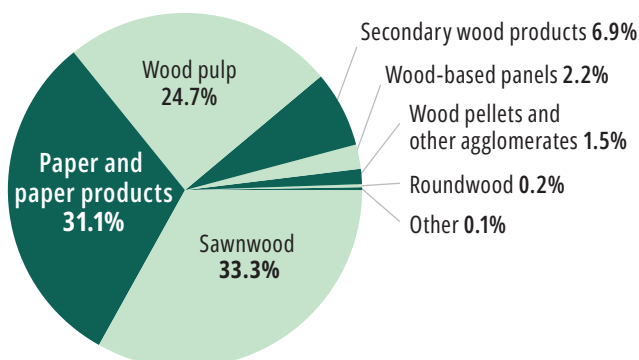
Total Primary Production (\$ Million)



2020 Highlights

- New Brunswick's primary forest products were valued at \$472.1 million in 2020, down \$62.8 million (12 per cent) compared to 2019. Declines were noted in sales of spruce-fir-jack pine, hardwood, cedar, and white pine.
- In 2020, spruce-fir-jack pine sales fell by \$38.3 million (11 per cent) to \$306.6 million. This resulted from lower prices and harvested volume. Particularly, the average price fell seven per cent, while harvested volume decreased by five per cent (297,900 cubic metres) to 5.96 million cubic metres in 2020.
- Compared to 2019, sales of hardwood dropped by \$22.2 million (13 per cent) to total \$151.4 million in 2020. This resulted from a nine-per-cent decline in average price, mainly due to lower pulpwood prices, coupled with a four-per-cent (133,400-cubic-metre) drop in harvested volume to 3.26 million cubic metres.
- Revenues from white pine totaled \$7.4 million in 2020, about 10 per cent (\$0.8 million) lower than the year prior. This decrease was mainly driven by a drop in harvested volume, by 13,000 cubic metres (nine per cent), from 140,100 cubic metres in 2019 to 127,100 cubic metres in 2020.
- Cedar sales decreased by \$2.2 million (31 per cent) to \$5.0 million in 2020. This was due to a drop in volume, by 41,800 cubic metres (31 per cent) to 94,600 cubic metres.
- In 2020, exports of New Brunswick's forest products totaled \$1.97 billion, up \$72.4 million (four per cent) from the preceding year. This increase largely resulted from a surge in sawnwood sales, by \$207.8 million (46 per cent), driven by higher softwood lumber prices. On the other hand, notable reductions were seen in sales of wood pulp, by \$85.1 million (15 per cent), and paper and paper products, by \$48.2 million (seven per cent).
- The United States was the leading destination market for New Brunswick's forest products, with exports up by \$189.0 million (13 per cent) to reach \$1.69 billion in 2020. Sales of sawnwood, wood pulp, and secondary wood products increased the most.
- Other top markets for New Brunswick's forest products in 2020 included China, India, and Thailand, valued at \$81.2 million, \$64.5 million, and \$38.0 million, respectively. Compared to 2019, exports to China fell by \$3.4 million (four per cent), while sales to India and Thailand decreased by \$64.8 million (50 per cent) and \$26.6 million (41 per cent), respectively. These declines were driven by lower wood pulp sales.

Exports by Product (\$1.97 Billion)

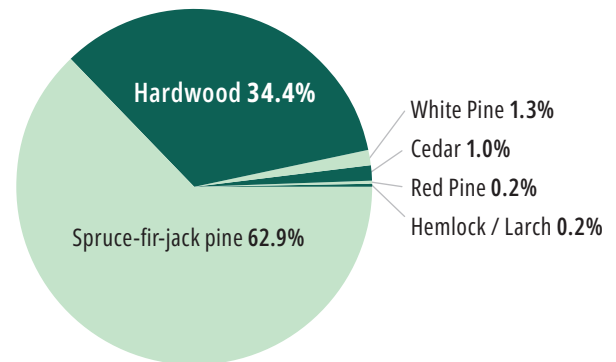


Primary production


Species	Volume (000 M ³)		Value (\$ Million)	
	2019	2020	2019	2020
Spruce-fir-jack pine	6,260.7	5,962.8	344.9	306.6
Hardwood	3,391.5	3,258.1	173.5	151.4
White Pine	140.1	127.1	8.2	7.4
Cedar	136.4	94.6	7.3	5.0
Red Pine	15.5	22.7	0.7	1.0
Hemlock / Larch	8.2	16.1	0.4	0.7
Total	9,952.5	9,481.4	534.9	472.1

Note: Due to rounding, numbers in the tables in this report may not add up precisely to the totals provided.

Primary Production Volume (9.48 Million M³)



Primary Production Value (\$472.1 Million)



Exports by Product

Product	Value (\$ Million)	
	2019	2020
Sawnwood	447.6	655.5
Paper and paper products	660.2	612.0
Wood pulp	571.0	486.0
Secondary wood products	130.4	134.8
Wood-based panels	47.2	43.0
Wood pellets and other agglomerates	34.3	29.6
Roundwood	2.2	3.3
Other	0.8	1.9
Total	1,893.7	1,966.1

Source: Global Trade Tracker (April 2022).