



# Early Learning and Childcare Services

Annual Statistical Report

**2020-2021**

Year Ending  
**March 31, 2021**

## Table of Contents

INTRODUCTION .....	3
NEW BRUNSWICK EARLY LEARNING AND CHILDCARE SERVICES PROFILE	
Regulated Facilities and Spaces .....	5
Facility type .....	6
Facilities Openings and Closures .....	7
Auspice .....	8
Early Learning and Childcare Spaces by Age Category .....	9
Early Learning and Childcare Spaces by School District.....	10
Early Learning and Childcare Spaces by by Age and School District.....	11
Language of Service by Facilities.....	12
Estimated Average Cost of Care.....	13
Estimated Average Cost of Care by Sector .....	14
Estimated Average Cost of Care by School District.....	15
QUALITY IMPROVEMENT FUNDING SUPPORT	
Recognized Early Childhood Education Training Profile .....	16
Staff Profile - Training Status .....	17
Staff Profile - Training Status by Sector .....	18
Staff Wages - Trained .....	19
Staff Wages - Untrained.....	20
Trained Staff Profile by Sector.....	21
Untrained Staff Profile by Sector .....	22
Staff Turnover Rates .....	23
DAY CARE ASSISTANCE	
Maximum Daily Rates .....	24
Take-up .....	24
LICENSING AND MONITORING PERFORMANCE INDICATORS	
Licensed and Unlicensed Early Learning and Childcare Facilities by School District - Complaints .....	25
DEFINITIONS .....	27

## INTRODUCTION

**Early Childhood Development** is responsible for leading the strategic planning and delivery of early childhood programs and services, as well as the strategic alignment of early childhood services and education services to ensure a continuity of programs and services to support the success of all children in the province.

Early Childhood Development branches are aligned to the education system as follows:

- Corporate services: Early Learning and Childcare Services
- Early Childhood Development: Operational Support Services
- Anglophone Educational Services: Early Learning and Development, including four anglophone school districts
- Services éducatifs francophone: Développement et apprentissages 0-8 ans, including three francophone school districts

Collectively these teams lead, direct, deliver, monitor and support the following programs and services:

- Early Learning and Child Care Curriculum Frameworks and Assessments
- New Brunswick Early Learning Centre and Home designation, including Annual Quality Improvement Plans
- Professional Learning for early childhood educators
- Childcare grants and subsidies: Childcare Subsidies, Operational Grants, Parent Fee Reduction Subsidy, Wage Support Program for Early Childhood Educators, as well as the new Standardized Parent Fee Grid
- Inclusion Support Program
- Early Language Development and Early Literacy
- Family and Early Childhood Early Intervention Services and Developmental Child Care
- Early Learning and Childcare Services is responsible for the ongoing licensing and monitoring of early learning and childcare facilities. The responsibility to grant designation status also lies with this branch.
- The Early Learning and Childcare Services branch is responsible for representing the public interest in matters related to the safety and healthy development of young children from birth to 12 years of age who are in non-parental Early Learning and Childcare arrangements primarily while their parents are working, studying or in training.

# Early Learning and Childcare Annual Statistical Report 2020-2021

---

Early learning and childcare services is legislated under the *Early Childhood Services Act*.

We are pleased to share the New Brunswick **2020-2021** Early Learning and Childcare Services Annual Statistical Report. The information contained in this report will provide the user with an overview of early learning and childcare services in New Brunswick.

This report provides a profile of **2020-2021** and in some cases data from previous fiscal years so the user will be able to track trends. It reports on programs that support the early learning and childcare facilities and the families and children who access these services in New Brunswick. It also provides a picture of the investments that the Department of Education and Early Childhood Development is making in early childhood and school-based childcare programs and services.

## Regulated Facilities and Spaces

**March 31, 2021**

**841** facilities

**32,416** spaces

**Anglophone Sector**

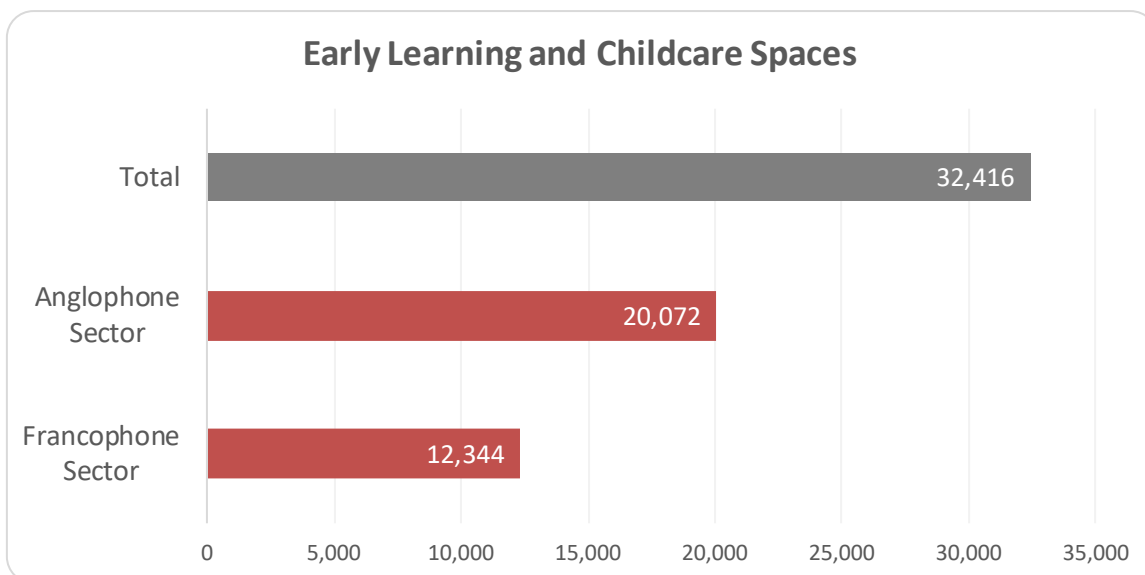
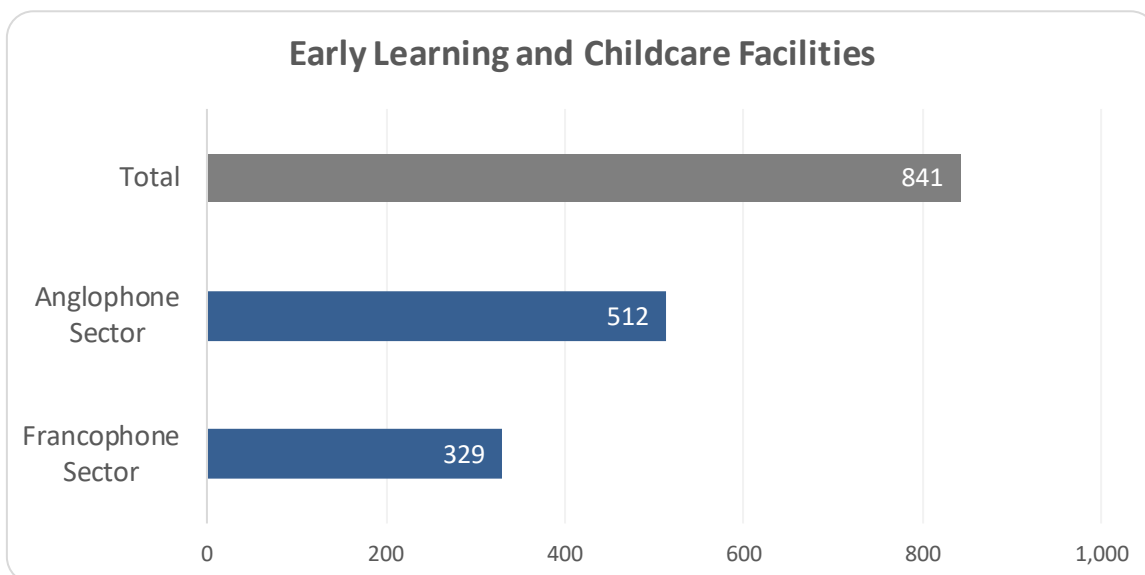
**512** facilities

**20,072** spaces

**Francophone Sector**

**329** facilities

**12,344** spaces



## Facility type

**March 31, 2021**

**145** Early Learning and Childcare Homes

**696** Early Learning and Childcare Centres

### Anglophone Sector

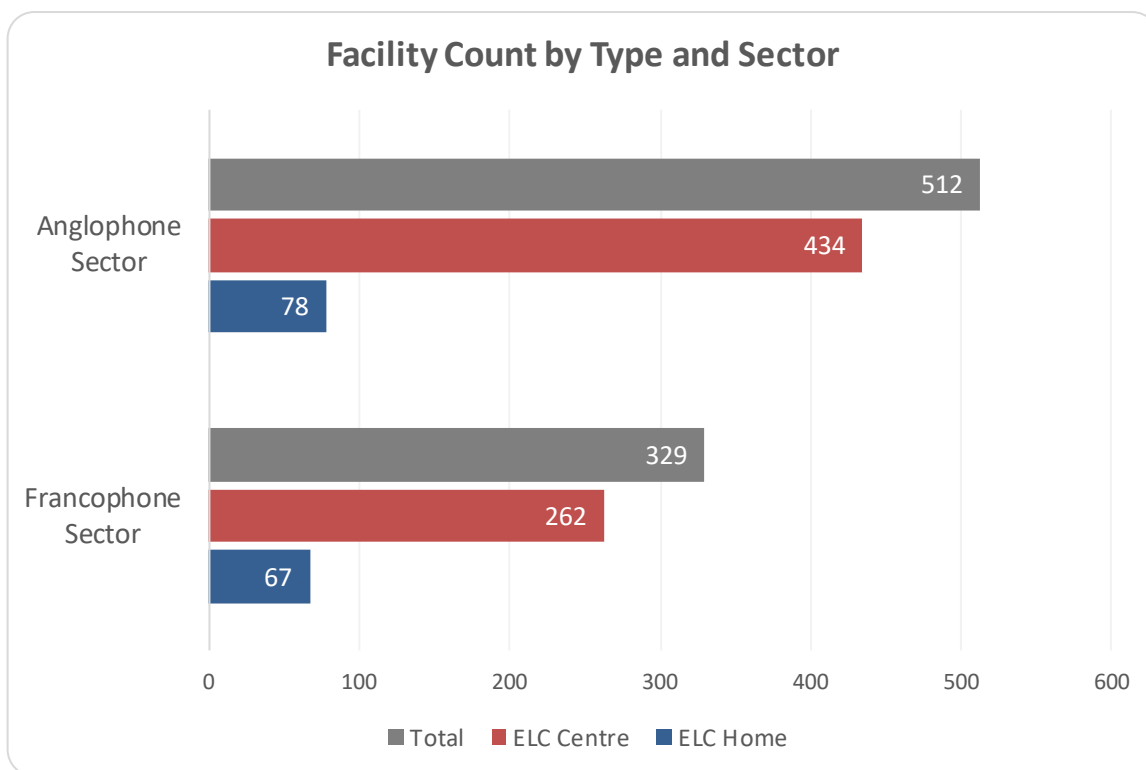
**78** Early Learning and Childcare Homes

**434** Early Learning and Childcare Centres

### Francophone Sector

**67** Early Learning and Childcare Homes

**262** Early Learning and Childcare Centres



## Facilities Openings and Closures

March 31, 2021

68 Openings 67 Closures

**Anglophone Sector**

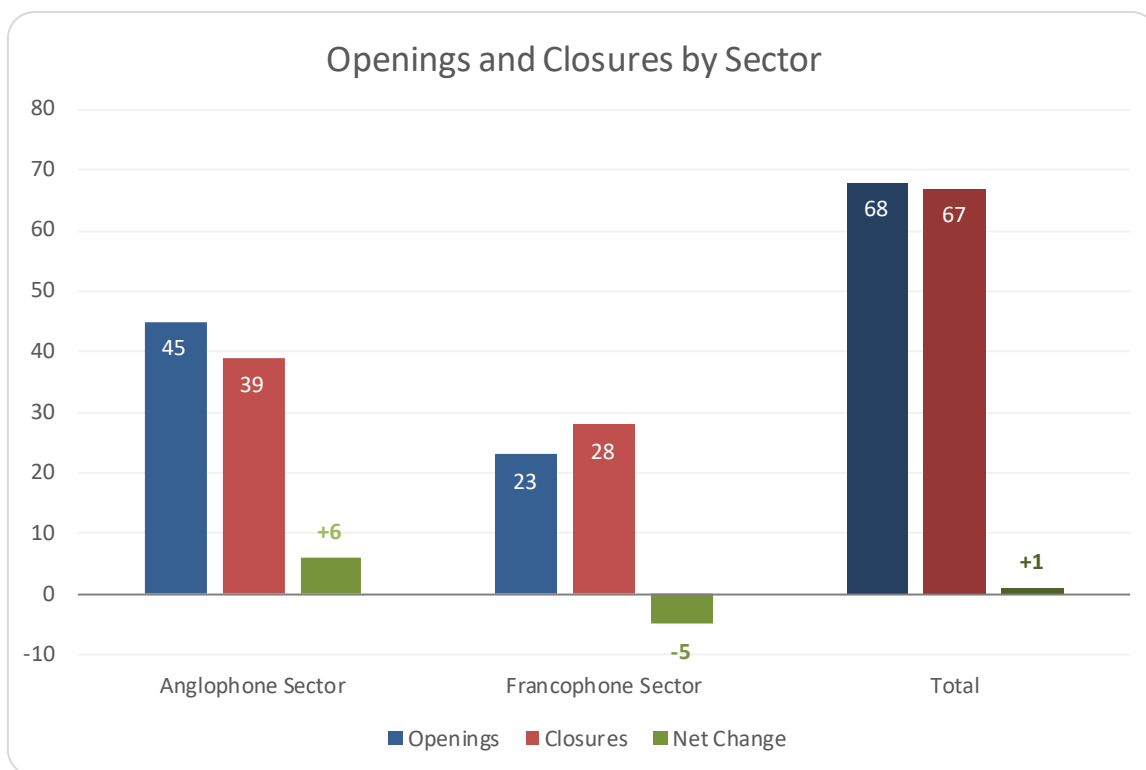
45 Openings

39 Closures

**Francophone Sector**

23 Openings

28 Closures



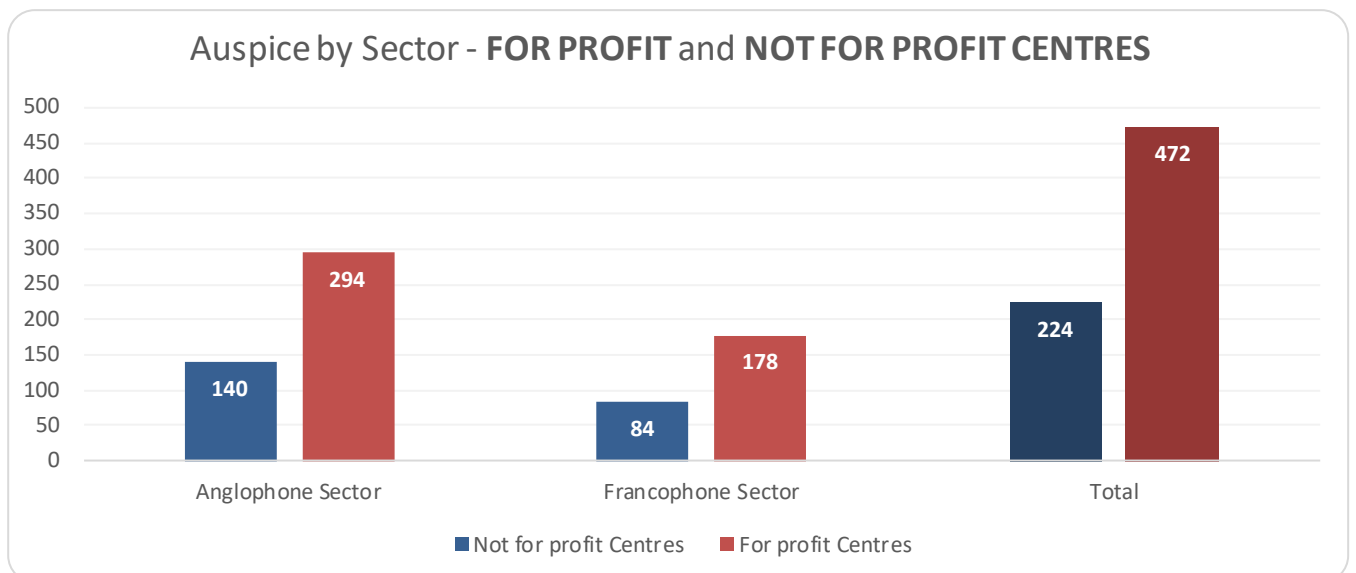
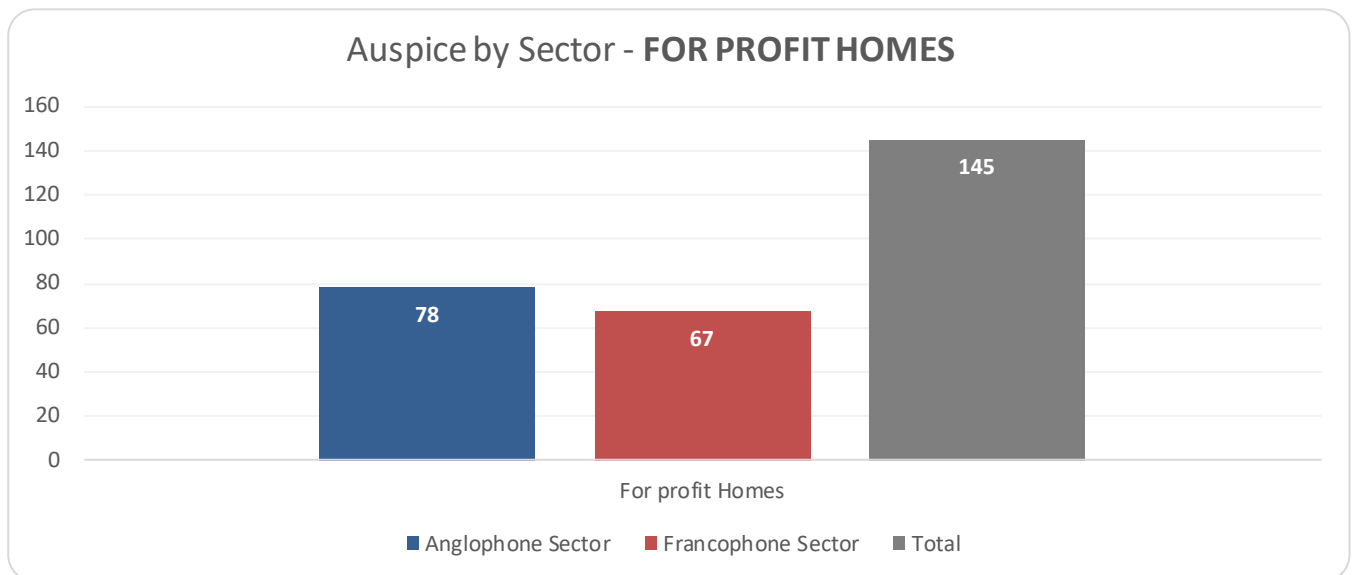
## Auspice

**March 31, 2021**

**145** for profit homes  
**224** not-for-profit centres  
**472** for profit centres

**Anglophone Sector**  
**78** for profit homes  
**140** not-for-profit centres  
**294** for profit centres

**Francophone Sector**  
**67** for profit homes  
**84** not-for-profit centres  
**178** for profit centres





## Early Learning and Childcare Spaces by Age Category

Estimated total number of available spaces per age group  
*(Early Learning and Childcare homes are included in this figure)*

**March 31, 2021**

**32,416** total spaces

**2,383** spaces for infants

**13,461** spaces for preschool-aged children

**16,572** spaces for school-aged children

**Anglophone Sector**

**20,072** total spaces

**1,495** spaces for infants

**8,598** spaces for preschool-aged children

**9,979** spaces for school-aged children

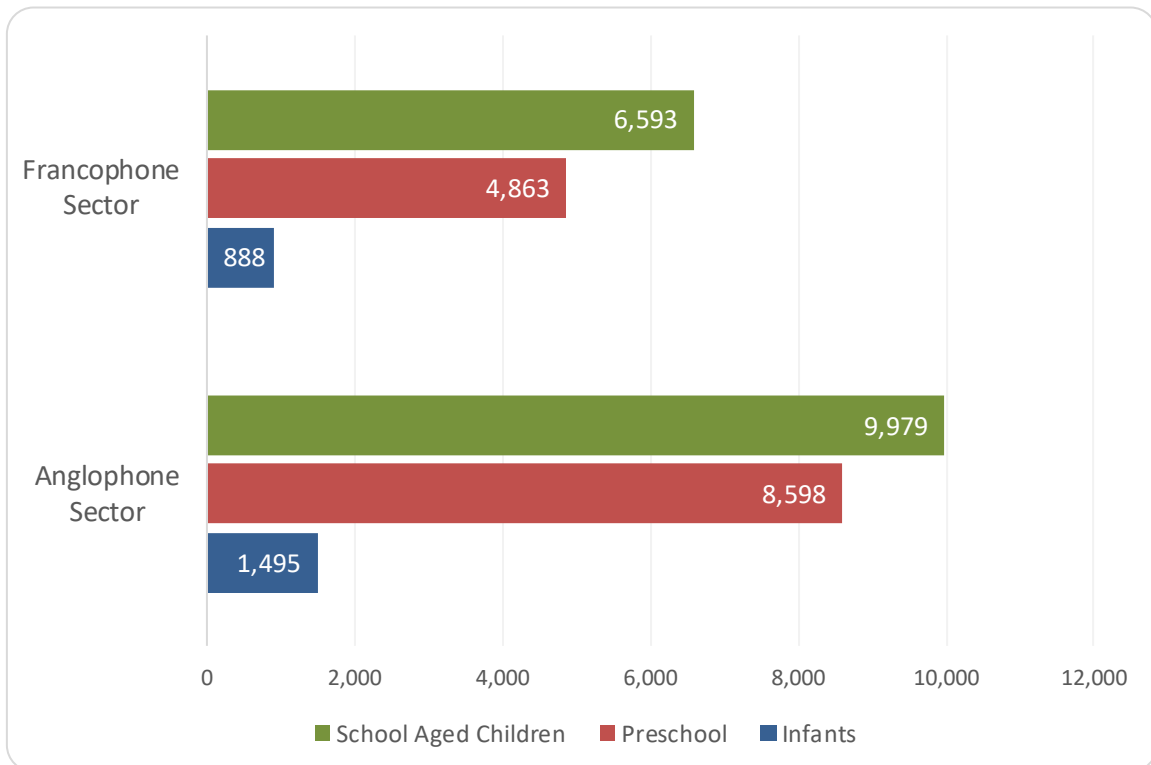
**Francophone Sector**

**12,344** total spaces

**888** spaces for infants

**4,863** spaces for preschool-aged children

**6,593** spaces for school-aged children

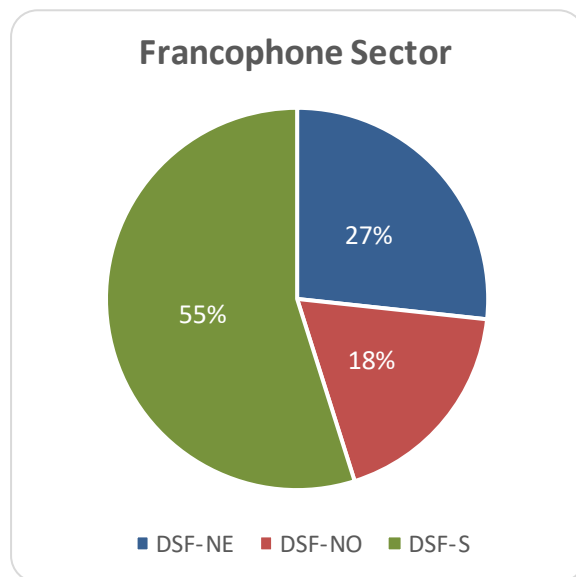
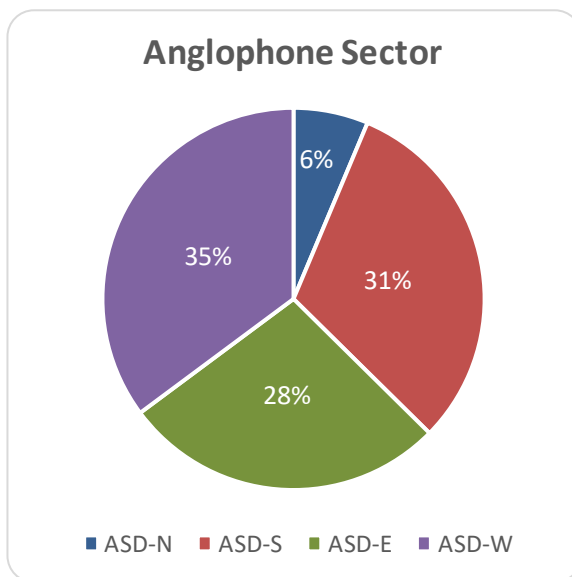


## Early Learning and Childcare Spaces by School District

Estimated total number of available spaces per school district  
(Early Learning and Childcare homes are included)

**March 31, 2021**

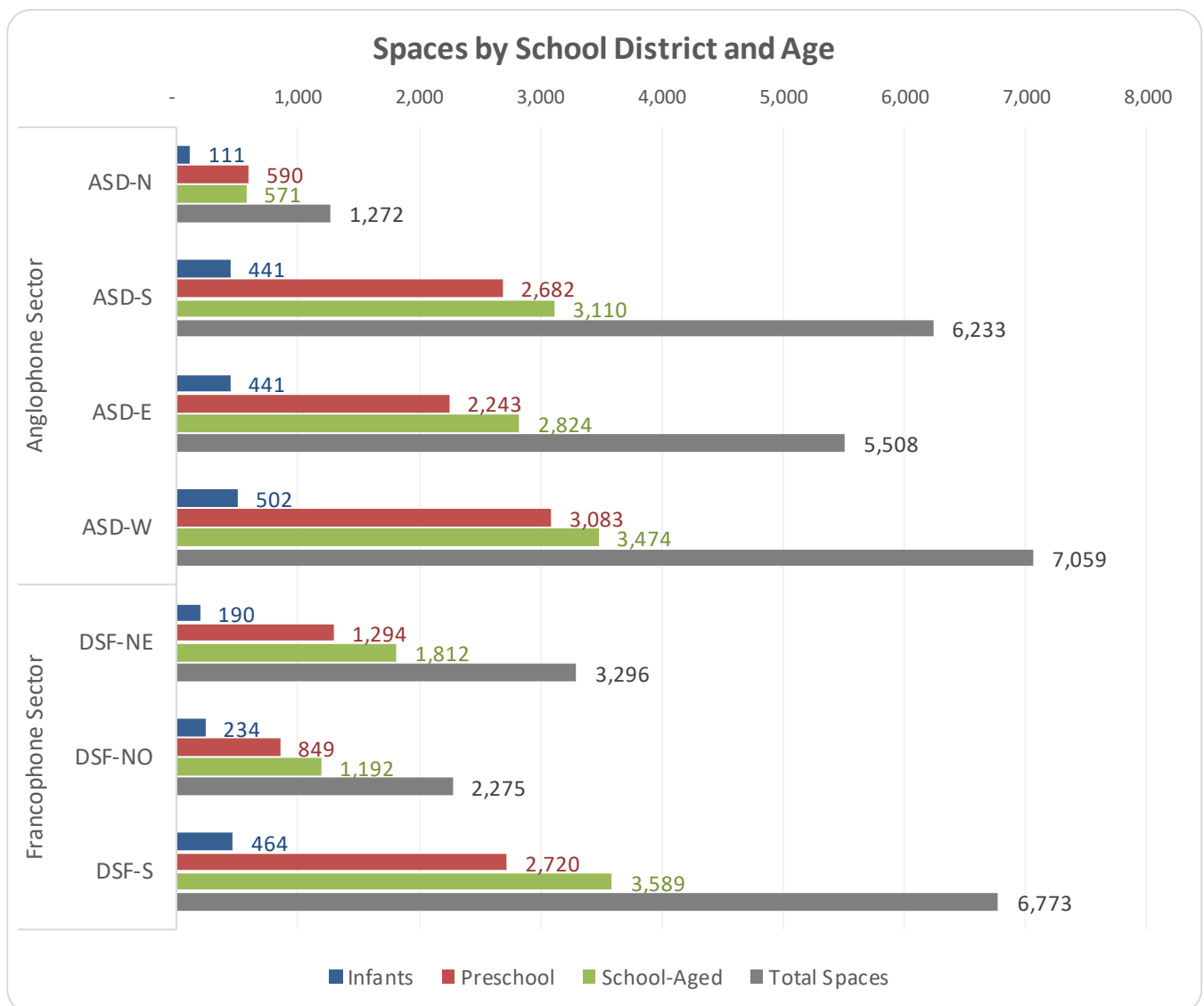
<b>1,272</b>	Anglophone School District North (ASD-N)
<b>6,233</b>	Anglophone School District South (ASD-S)
<b>5,508</b>	Anglophone School District East (ASD-E)
<b>7,059</b>	Anglophone School District West (ASD-W)
<b>3,296</b>	District scolaire francophone Nord-Est (DSF-NE)
<b>2,275</b>	District scolaire francophone Nord-Ouest (DSF-NO)
<b>6,773</b>	District scolaire francophone Sud (DSF-S)
<b><u>32,416</u></b>	Total Spaces



## Early Learning and Childcare Spaces by Age and School District

Estimated total number of available spaces per age group  
*(Early Learning and Childcare homes are included)*

March 31, 2021	ASD-N	ASD-S	ASD-E	ASD-W	DSF-NE	DSF-NO	DSF-S	TOTAL
Infant	111	441	441	502	190	234	464	2,383
Preschool	590	2,682	2,243	3,083	1,294	849	2,720	13,461
School-aged	571	3,110	2,824	3,474	1,812	1,192	3,589	16,572
<b>Total spaces</b>	<b>1,272</b>	<b>6,233</b>	<b>5,508</b>	<b>7,059</b>	<b>3,296</b>	<b>2,275</b>	<b>6,773</b>	<b>32,416</b>



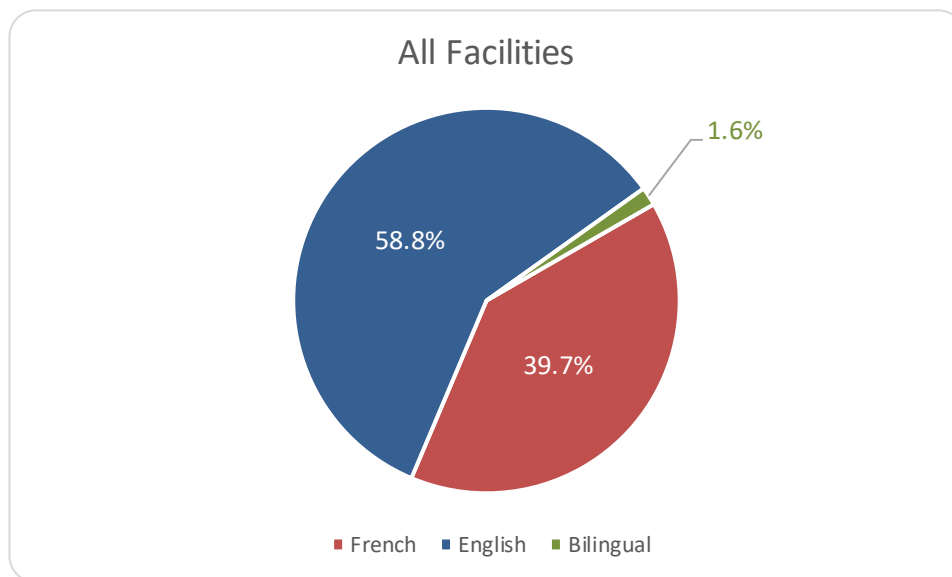
## Language of Service by Facilities

### All Facilities

**58.8%** English

**39.7%** French

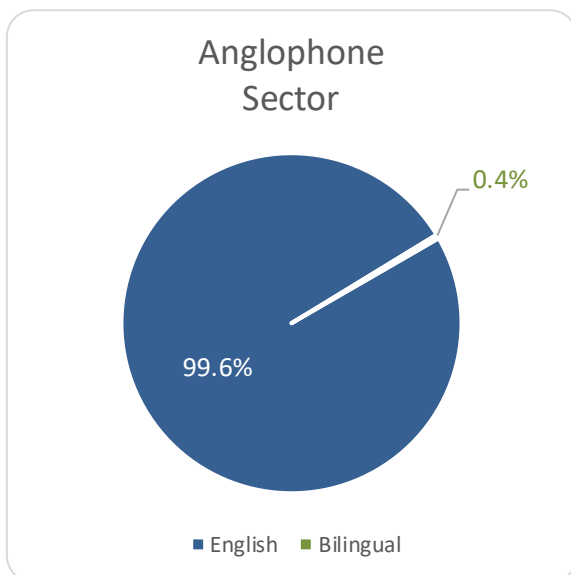
**1.6%** Bilingual



### Anglophone Sector

**99.6%** English

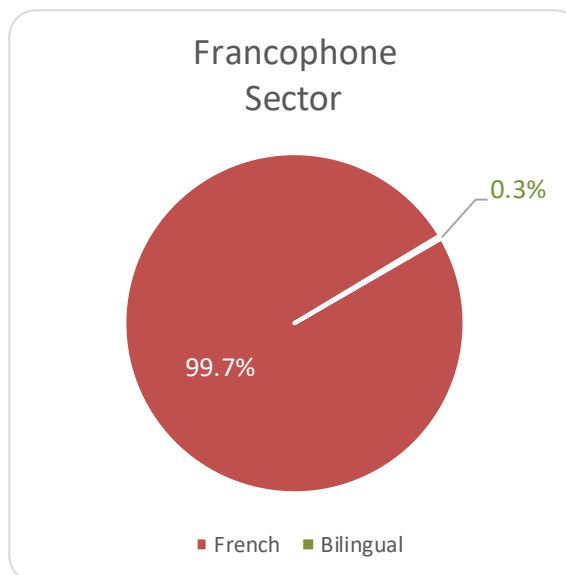
**0.4%** Bilingual



### Francophone Sector

**99.7%** French

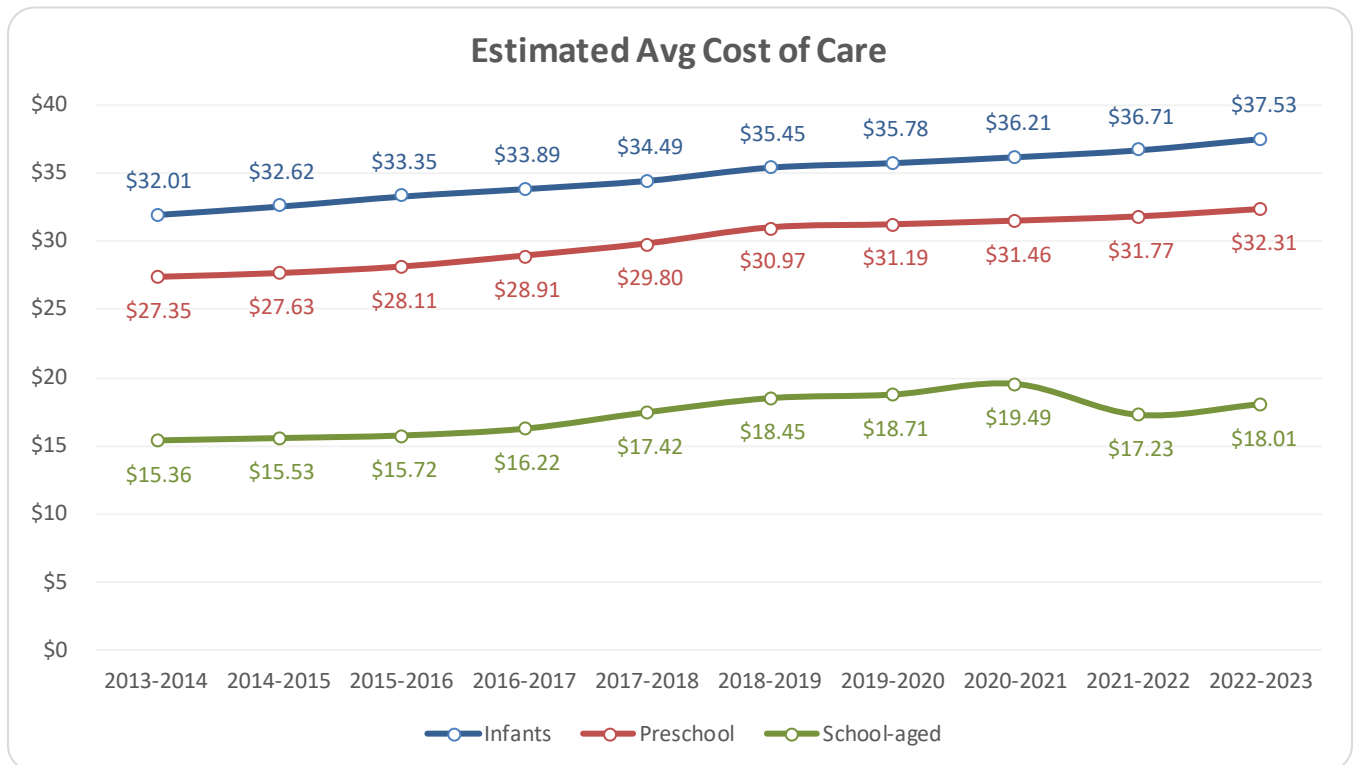
**0.3%** Bilingual



## Estimated Average Cost of Care

*Estimated daily cost of full-time care*

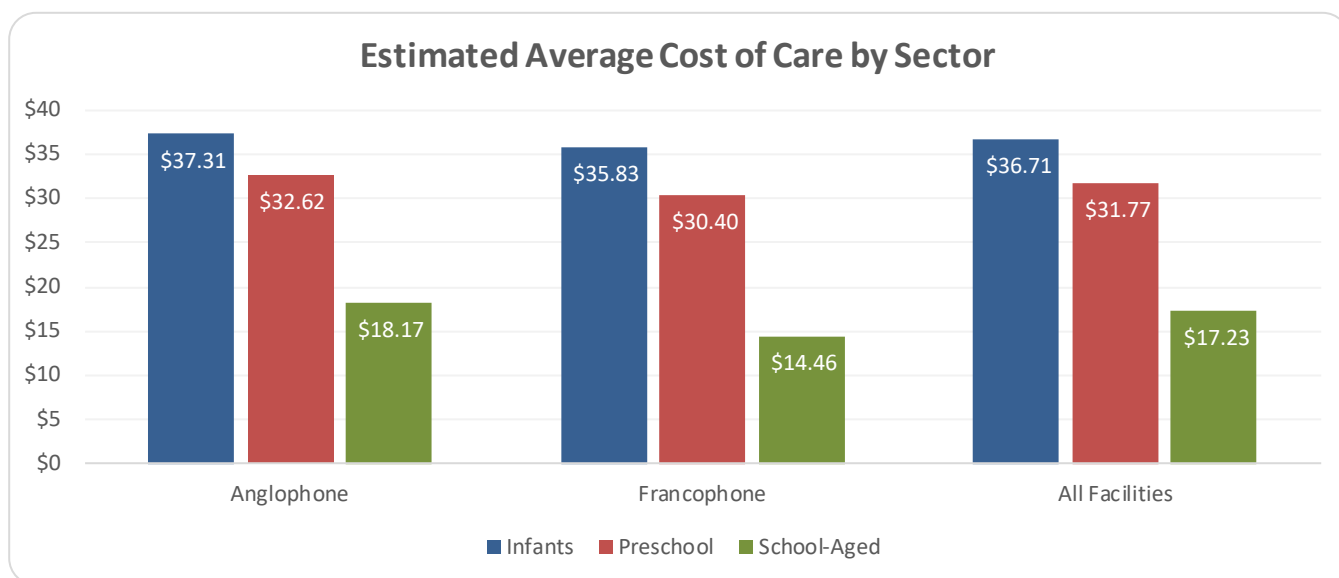
	March 2014 2014 - 2015 QIFS Applications	March 2015 2015 - 2016 QIFS Applications	March 2016 2016 - 2017 QIFS Applications	March 2017 2017 - 2018 QIFS Applications	March 2018 2018-2019 QIFS Applications	March 2019 2019-2020 QIFS Applications	March 2020 2020-2021 QIFS Applications	<b>March 2021 AMANDA Fee Data</b>
Infants	\$32.62	\$33.35	\$33.89	\$34.49	\$35.45	\$35.78	\$36.21	<b>\$36.71</b>
Preschool	\$27.63	\$28.11	\$28.91	\$29.80	\$30.97	\$31.19	\$31.46	<b>\$31.77</b>
After-School	\$15.53	\$15.72	\$16.22	\$17.42	\$18.45	\$18.71	\$19.49	<b>\$17.23</b>



## Estimated Average Cost of Care by Sector

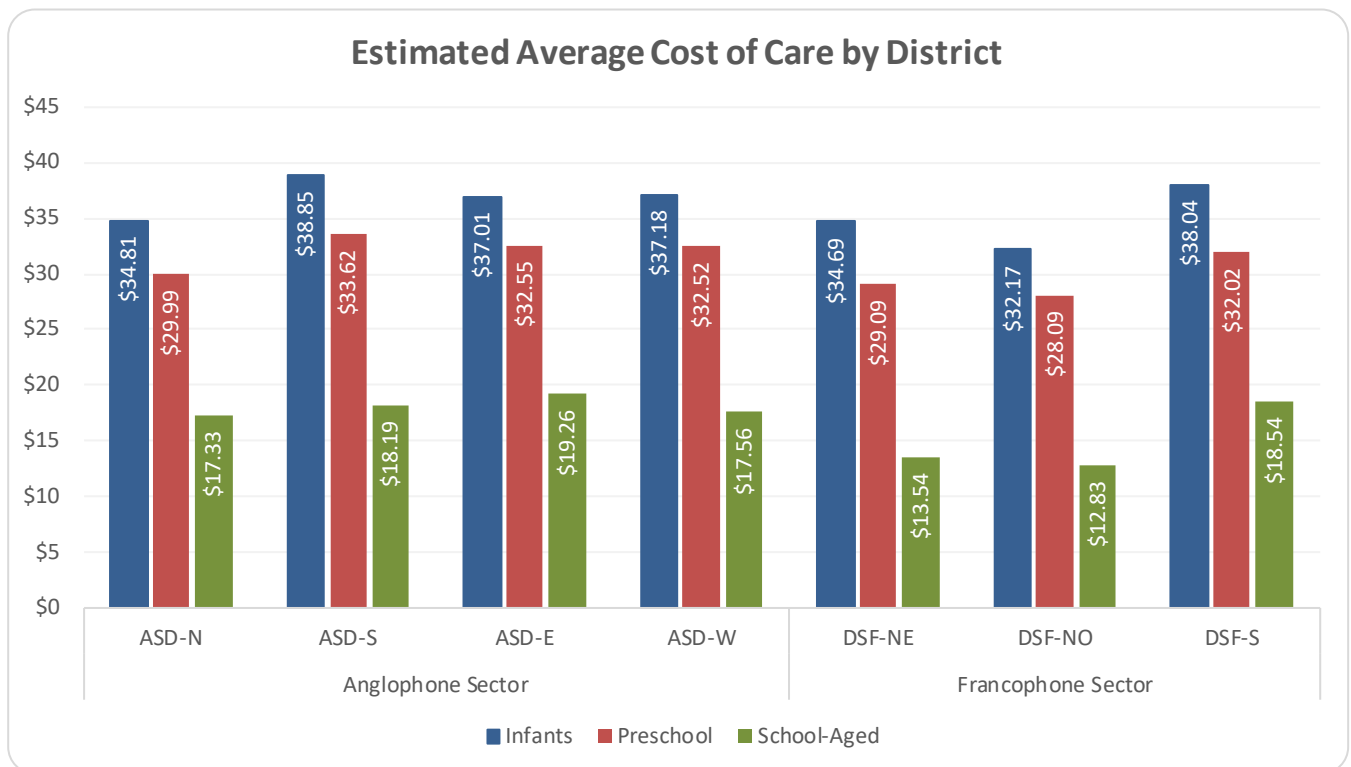
*Estimated daily cost of full-time care*

	All facilities	Anglophone Sector	Francophone Sector
<b>Infants</b>	\$36.71	\$37.31	\$35.83
<b>Preschool</b>	\$31.77	\$32.62	\$30.40
<b>School-Aged</b>	\$17.23	\$18.17	\$14.46



## Estimated Average Cost of Care by School District

School District	Infant	Preschool	School-Aged
<b>ASD-N</b>	\$34.81	\$29.99	\$17.33
<b>ASD-S</b>	\$38.85	\$33.62	\$18.19
<b>ASD-E</b>	\$37.01	\$32.55	\$19.26
<b>ASD-W</b>	\$37.18	\$32.52	\$17.56
<b>DSF-NE</b>	\$34.69	\$29.09	\$13.54
<b>DSF-NO</b>	\$32.17	\$28.09	\$12.83
<b>DSF-S</b>	\$38.04	\$32.02	\$18.54

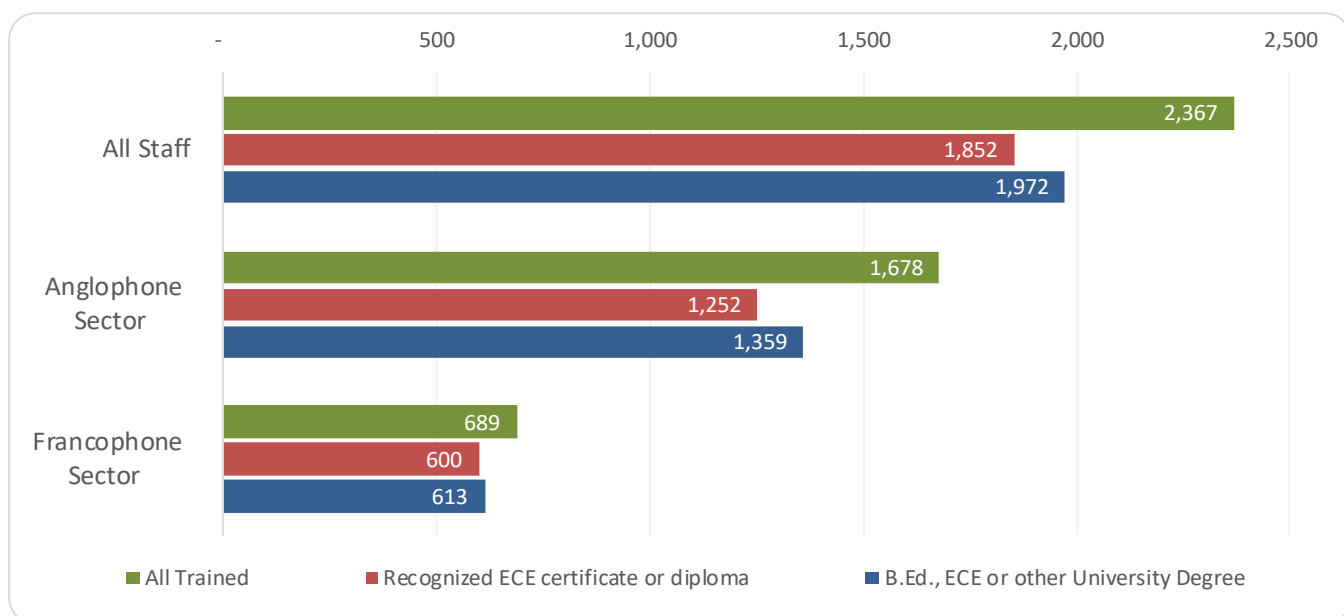


## Recognized Early Childhood Education Training Profile

Educator count data was captured on October 29<sup>th</sup>, 2021 because of the transition from QIFS to WSP-ECE.

- Of the estimated **4,708** educator positions at approved early learning and childcare facilities in **2020-2021**;
  - Approximately **2,367 (50.3%)** educator positions receive the “recognized training” hourly wage rate of **\$7.25** (their training includes recognized Early Childhood Education certificates or diplomas and university degrees of any discipline).
  - Approximately **1,972 (41.9%)** educator positions hold a B.Ed., a recognized Early Childhood Education certificate or diploma, and/or a university degree in child study.
    - Of those **1,972** educator positions, approximately **1,852 (39.3%)** educator positions hold a recognized Early Childhood Education certificate or diploma.
- Approximately **2,341 (49.7%)** educator positions are considered untrained and receive the hourly wage enhancement rate of **\$3.15**.

	All Staff	Anglophone Sector	Francophone Sector
<b>B.Ed., recognized ECE and/or university degree in child study</b>	1,972	1,359	613
<b>Recognized ECE certificate or diploma</b>	1,852	1,252	600
<b>Educators receiving “recognized training” hourly wage of \$7.25</b>	2,367	1,678	689

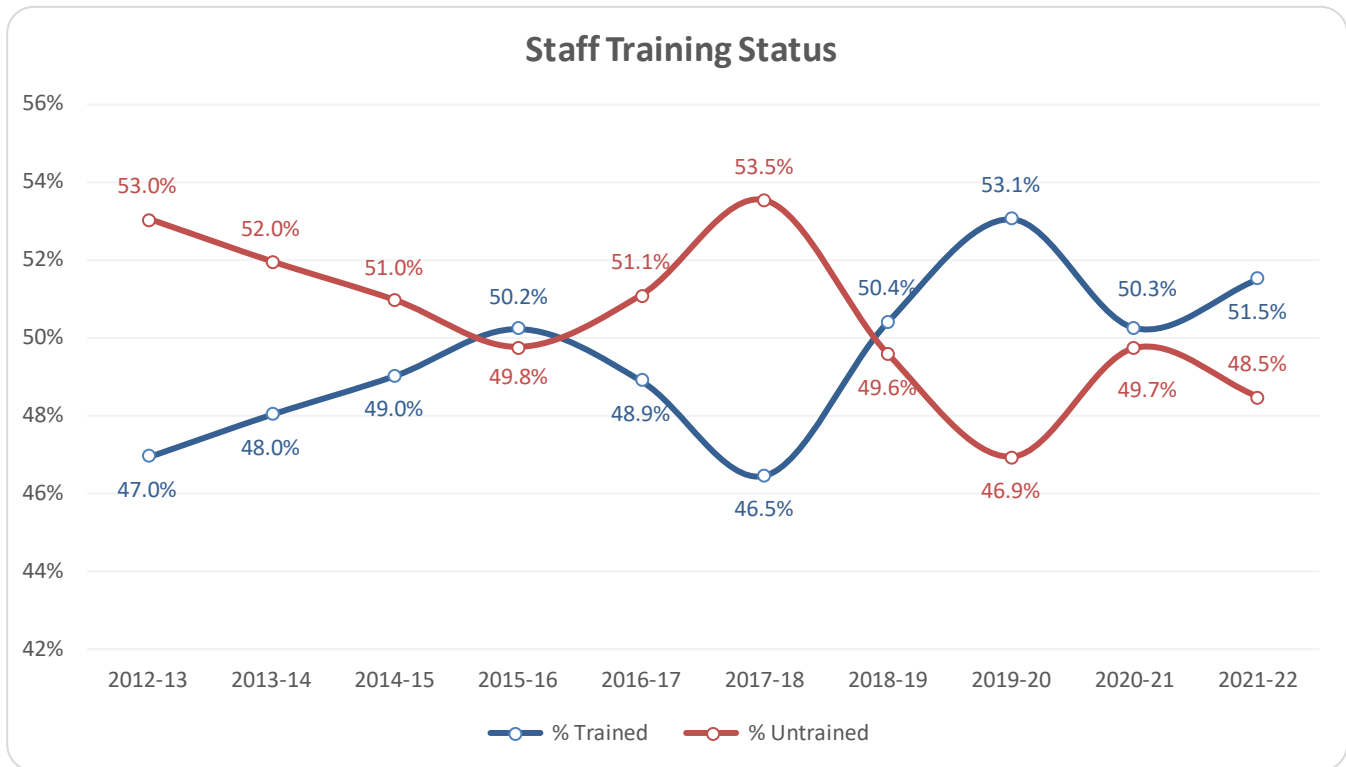




## Staff Profile – Training Status

	2013-14 Mar. 31, 2014	2014-15 Mar. 31, 2015	2015-16 Mar. 31, 2016	2016-17 Mar. 31, 2017	2017-18 Mar.31, 2018	2018-19 Mar.31, 2019	2019-20 Mar.31, 2020	<b>2020-21 Mar.31, 2021*</b>
<b>Number of educators</b>	3,611	3,864	4,072	4,519	4,837	4,807	4,543	<b>4,708</b>
<b>Trained</b>	1,735 (48.0%)	1,895 (49.0%)	2,046 (50.2%)	2,210 (48.9%)	2,248 (46.5%)	2,424 (50.4%)	2,411 (53.1%)	<b>2,367 (50.3%)</b>
<b>Untrained</b>	1,876 (52.0%)	1,969 (51.0%)	2,026 (49.8%)	2,309 (51.1%)	2,589 (53.5%)	2,383 (49.6%)	2,132 (46.9%)	<b>2,341 (49.7%)</b>

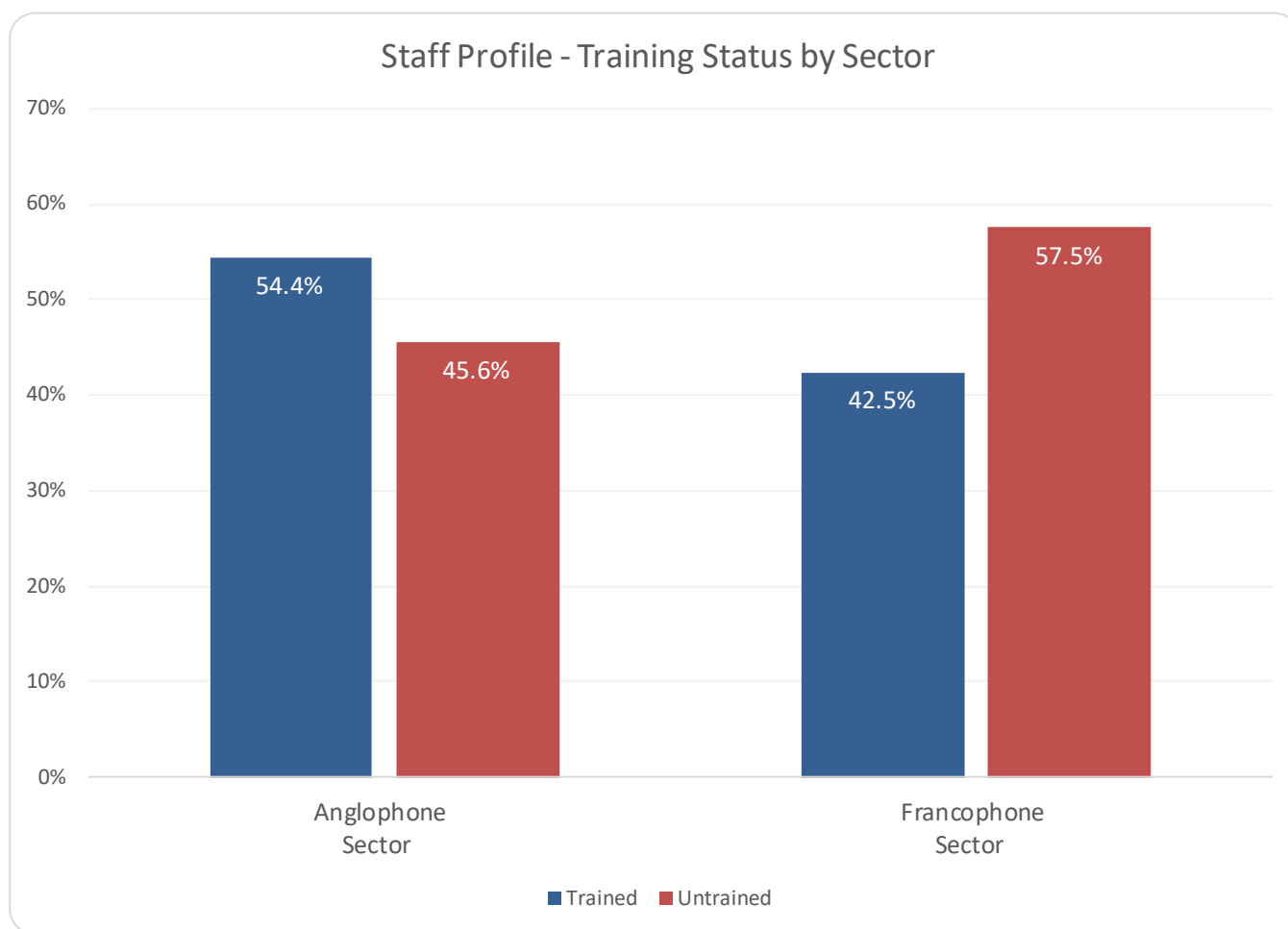
\*Educator training status data was captured on October 29<sup>th</sup>, 2021 because of the transition from QIFS to WSP-ECE.



## Staff Profile - Training Status by Sector

	Anglophone Sector	Francophone Sector
<b>Number of educators</b>	3,085	1,623
<b>Trained</b>	1,678 (54.4%)	689 (42.5%)
<b>Untrained</b>	1,407 (45.6%)	934 (57.5%)

Educator training status data was captured on October 29<sup>th</sup>, 2021 because of the transition from QIFS to WSP-ECE.



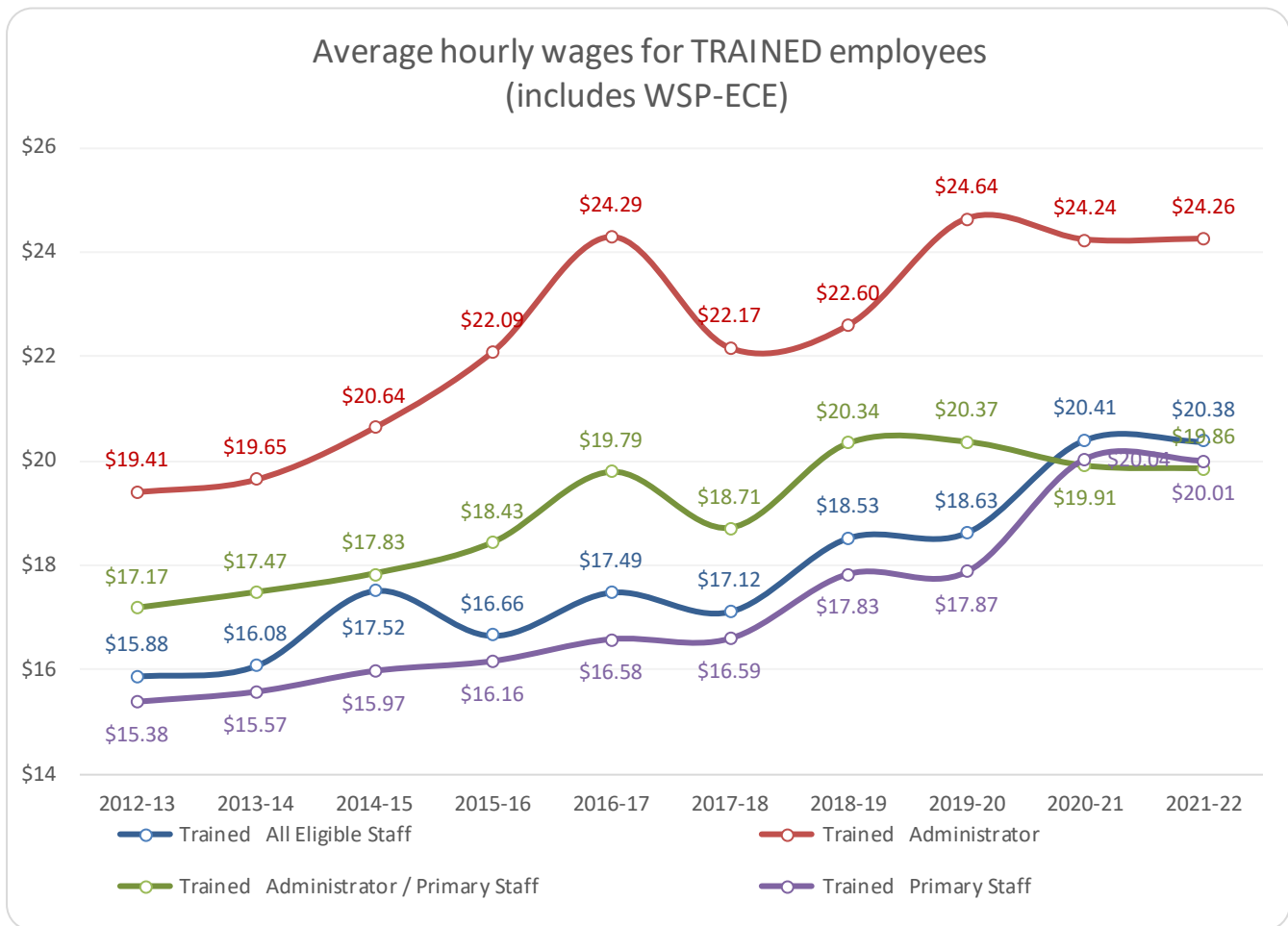
# Early Learning and Childcare Annual Statistical Report 2020-2021

## Staff Wages – Trained

*Includes Wage Support Program for Early Childhood Educators (WSP-ECE) wage benefits*

Average hourly wage <b>TRAINED</b> employees	2013-14 Mar. 31, 2014	2014-15 Mar. 31, 2015	2015-16 Mar. 31, 2016	2016-17 Mar. 31, 2017	2017-18 Mar. 31, 2018	2018-19 Mar. 31, 2019	2019-20 Mar. 31, 2020	<b>2020-21 Mar. 31, 2021*</b>
<b>All eligible staff</b>	\$16.08	\$17.52	\$16.66	\$17.49	\$17.12	\$18.53	\$18.63	<b>\$20.41</b>
<b>Administrators</b>	\$19.65	\$20.64	\$22.09	\$24.29	\$22.17	\$22.60	\$24.64	<b>\$24.24</b>
<b>Home Operators</b>	\$17.47	\$17.83	\$18.43	\$19.79	\$18.71	\$20.34	\$20.37	<b>\$19.91</b>
<b>Educators</b>	\$15.57	\$15.97	\$16.16	\$16.58	\$16.59	\$17.83	\$17.87	<b>\$20.04</b>

\*Wages include WSP-ECE benefits and were captured on October 29<sup>th</sup>, 2021 because of the transition from QIFS to WSP-ECE.



### Historical provincial minimum wage increases

\$10.00/hour on Apr 1 <sup>st</sup> , 2012	\$11.25/hour on Apr 1 <sup>st</sup> , 2018
\$10.30/hour on Dec 31 <sup>st</sup> , 2014	\$11.50/hour on Apr 1 <sup>st</sup> , 2019
\$10.65/hour on Apr 1 <sup>st</sup> , 2016	\$11.70/hour on Apr 1 <sup>st</sup> , 2020
\$11.00/hour on Apr 1 <sup>st</sup> , 2017	

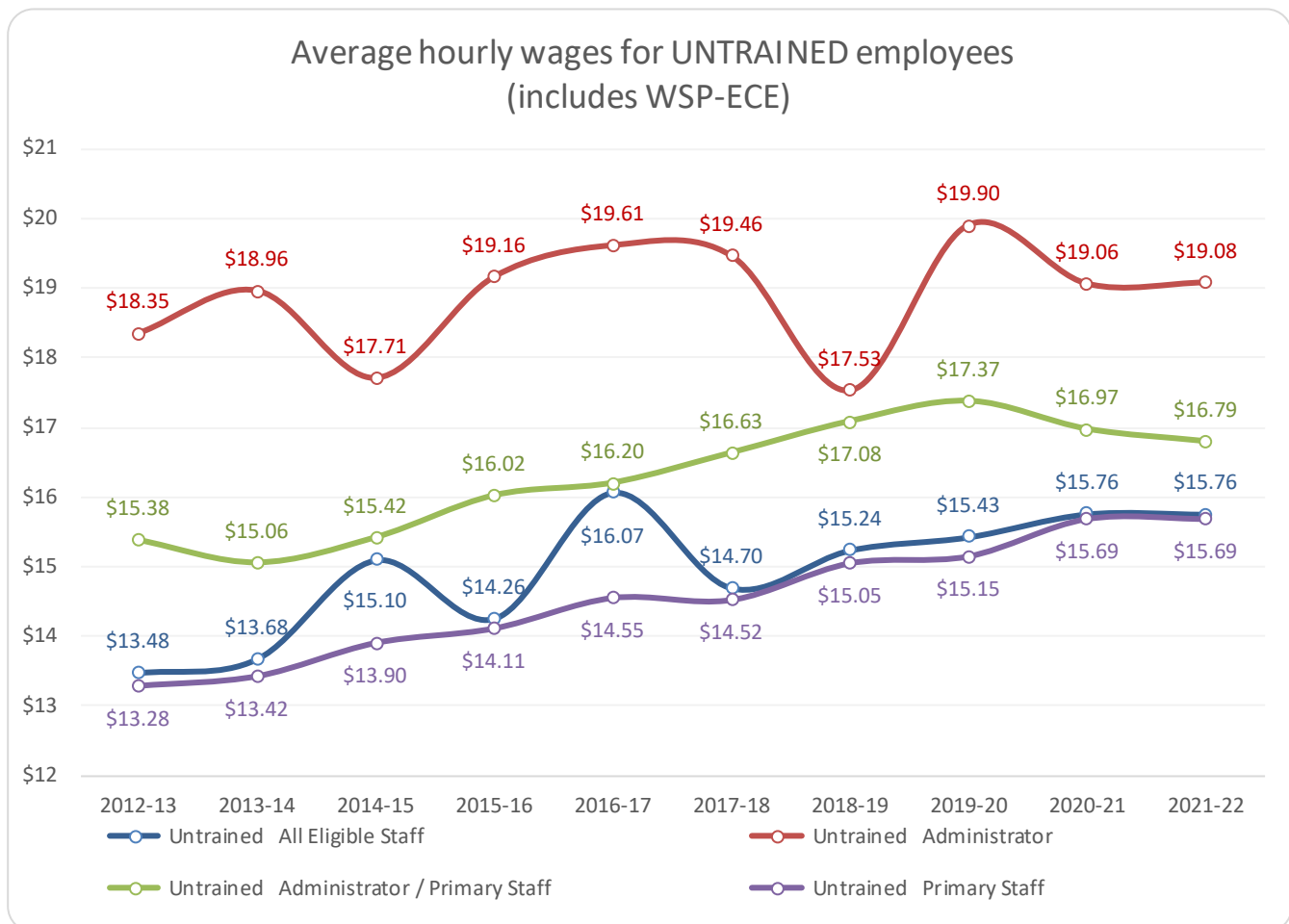
# Early Learning and Childcare Annual Statistical Report 2020-2021

## Staff Wages – Untrained

*Includes Wage Support Program for Early Childhood Educators (WSP-ECE) wage benefits*

Average hourly wage <b>UNTRAINED</b> employees	2013-14 Mar. 31, 2014	2014-15 Mar. 31, 2015	2015-16 Mar. 31, 2016	2016-17 Mar. 31, 2017	2017-18 Mar. 31, 2018	2018-19 Mar. 31, 2019	2019-20 Mar. 31, 2020	<b>2020-21 Mar. 31, 2021*</b>
<b>All eligible staff</b>	\$13.68	\$15.10	\$14.26	\$16.07	\$14.70	\$15.24	\$15.43	<b>\$15.76</b>
<b>Administrators</b>	\$18.96	\$17.71	\$19.16	\$19.61	\$19.46	\$17.53	\$19.90	<b>\$19.06</b>
<b>Home Operators</b>	\$15.06	\$15.42	\$16.02	\$16.20	\$16.63	\$17.08	\$17.37	<b>\$16.97</b>
<b>Educators</b>	\$13.42	\$13.90	\$14.11	\$14.55	\$14.52	\$15.05	\$15.15	<b>\$15.69</b>

\*Wages include WSP-ECE benefits and were captured on October 29<sup>th</sup>, 2021 because of the transition from QIFS to WSP-ECE.



### Historical provincial minimum wage increases

- \$10.00/hour on Apr 1<sup>st</sup>, 2012
- \$10.30/hour on Dec 31<sup>st</sup>, 2014
- \$10.65/hour on Apr 1<sup>st</sup>, 2016
- \$11.00/hour on Apr 1<sup>st</sup>, 2017
- \$11.25/hour on Apr 1<sup>st</sup>, 2018
- \$11.50/hour on Apr 1<sup>st</sup>, 2019
- \$11.70/hour on Apr 1<sup>st</sup>, 2020

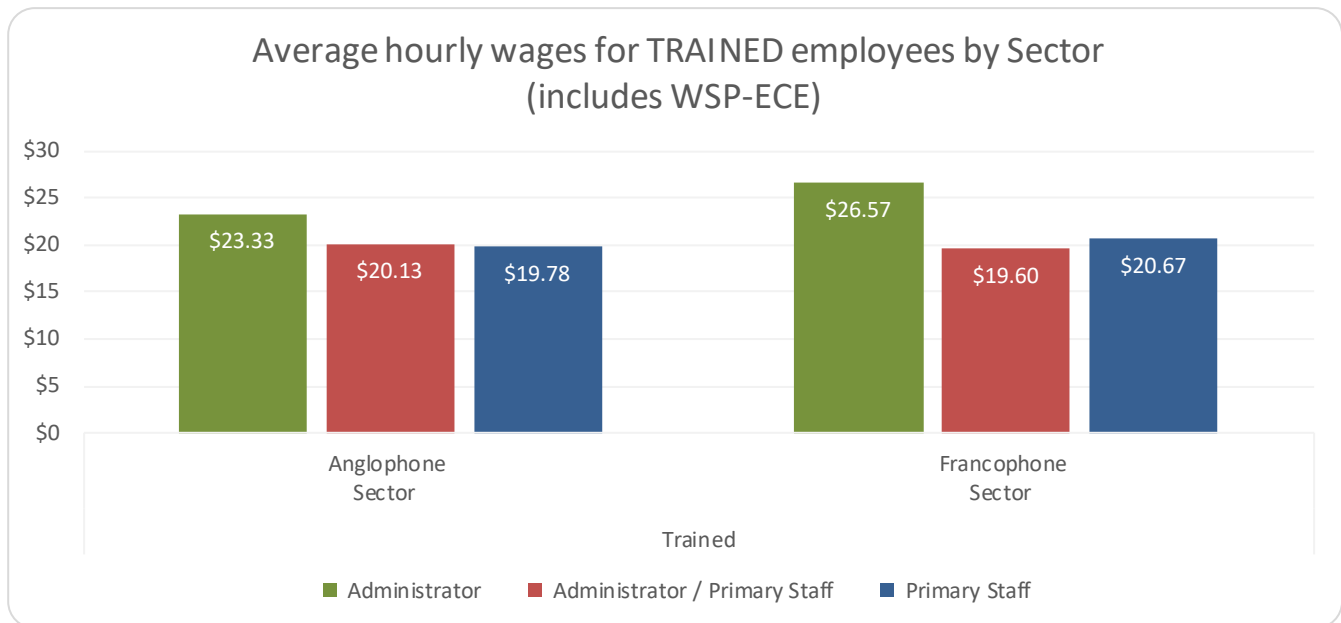
## Trained Staff Profile by Sector (2020-2021)

An estimate of **4,708** educators in 2020-2021, as of March 31, 2021, were employed at approved early learning and childcare facilities across the province. One individual educator may be employed at more than one licensed facility (i.e. preschool and after school) and therefore could represent two positions/educators.

Average hourly wage amounts include WSP-ECE wage enhancements of \$3.15/hour untrained and \$7.25/hour trained.

Trained hourly wage*	All Staff	Anglophone Sector	Francophone Sector
<b>All Eligible Staff</b>	\$20.41	\$20.12	\$21.12
<b>Administrators</b>	\$24.24	\$23.33	\$26.57
<b>Home Operators</b>	\$19.91	\$20.13	\$19.60
<b>Educators</b>	\$20.04	\$19.78	\$20.67

\*Wages include WSP-ECE benefits and were captured on October 29<sup>th</sup>, 2021 because of the transition from QIFS to WSP-ECE.



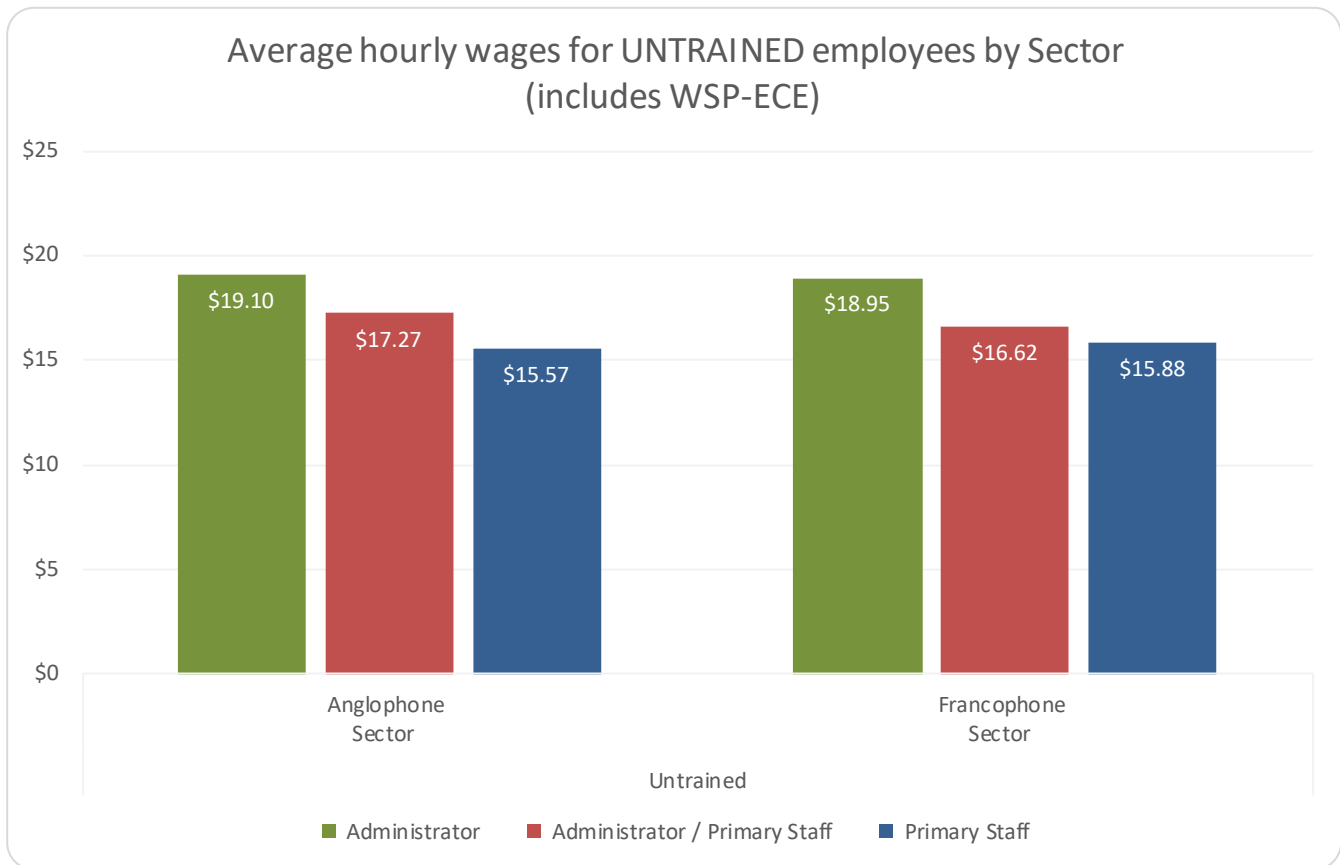
### Historical provincial minimum wage increases

\$10.00/hour on Apr 1 <sup>st</sup> , 2012	\$11.25/hour on Apr 1 <sup>st</sup> , 2018
\$10.30/hour on Dec 31 <sup>st</sup> , 2014	\$11.50/hour on Apr 1 <sup>st</sup> , 2019
\$10.65/hour on Apr 1 <sup>st</sup> , 2016	\$11.70/hour on Apr 1 <sup>st</sup> , 2020
\$11.00/hour on Apr 1 <sup>st</sup> , 2017	

## Untrained Staff Profile by Sector (2020-2021)

Untrained hourly wage*	All Staff	Anglophone Sector	Francophone Sector
<b>All Eligible Staff</b>	\$15.76	\$15.66	\$15.92
<b>Administrators</b>	\$19.06	\$19.10	\$18.95
<b>Home Operators</b>	\$16.97	\$17.27	\$16.62
<b>Educators</b>	\$15.69	\$15.57	\$15.88

\*Wages include WSP-ECE benefits and were captured on October 29<sup>th</sup>, 2021 because of the transition from QIFS to WSP-ECE.



### Historical provincial minimum wage increases

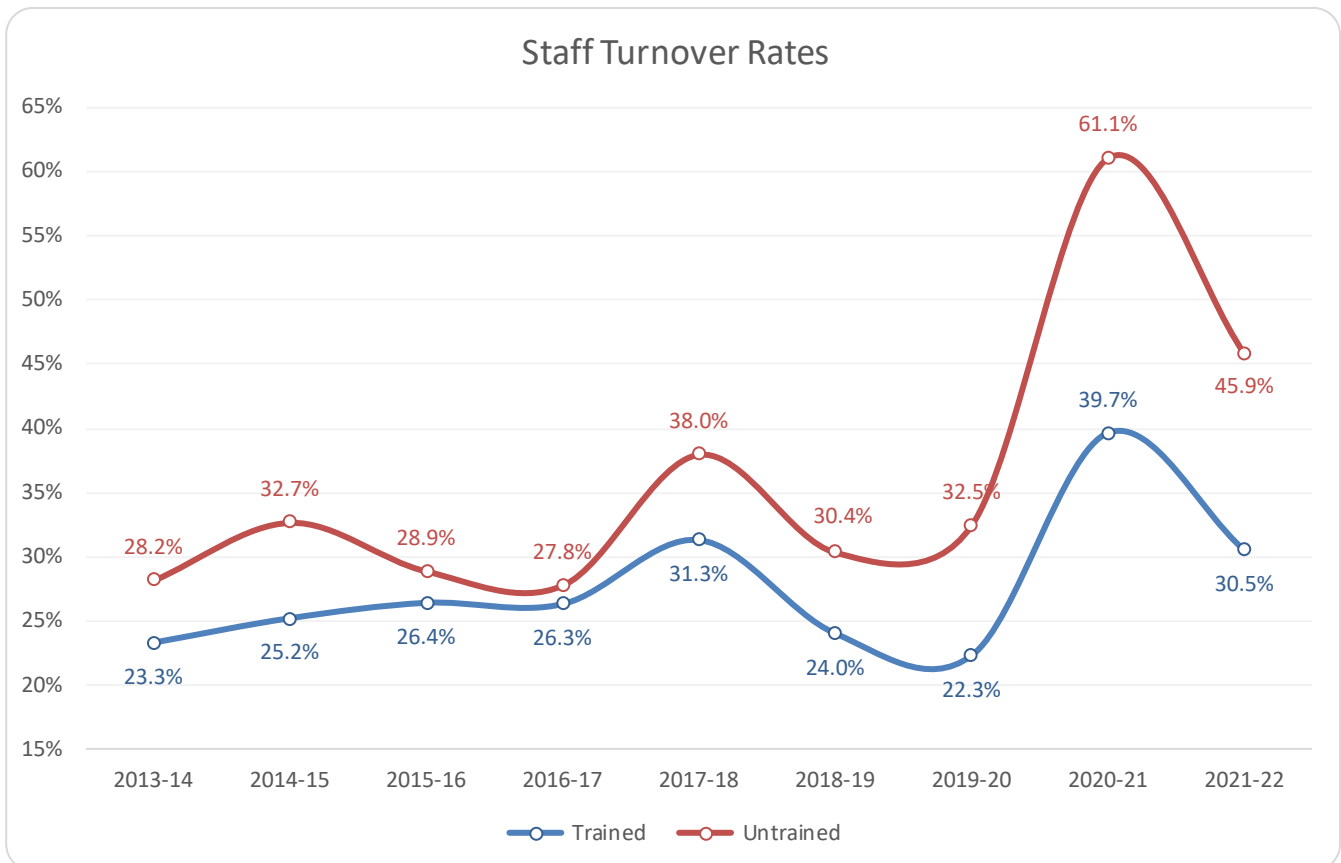
\$10.00/hour on Apr 1 <sup>st</sup> , 2012	\$11.25/hour on Apr 1 <sup>st</sup> , 2018
\$10.30/hour on Dec 31 <sup>st</sup> , 2014	\$11.50/hour on Apr 1 <sup>st</sup> , 2019
\$10.65/hour on Apr 1 <sup>st</sup> , 2016	\$11.70/hour on Apr 1 <sup>st</sup> , 2020
\$11.00/hour on Apr 1 <sup>st</sup> , 2017	

## Staff Turnover Rates 2013-2021

*Across all sectors (Anglophone and Francophone), excluding Relief staff.*

Year	Number of employees that left - Overall	Percent	Number of employees that left - Trained	Percent	Number of employees that left - Untrained	Percent
<b>2013-2014</b>	1,144	25.8%	502	23.3%	642	28.2%
<b>2014-2015</b>	1,482	29.1%	611	25.2%	871	32.7%
<b>2015-2016</b>	1,246	27.6%	600	26.4%	646	28.9%
<b>2016-2017</b>	1,223	27.1%	581	26.3%	642	27.8%
<b>2017-2018</b>	1,292	34.7%	578	31.3%	714	38.0%
<b>2018-2019</b>	1,381	27.4%	569	24.0%	812	30.4%
<b>2019-2020</b>	1,520	27.8%	559	22.3%	961	32.5%
<b>2020-2021*</b>	2,160	50.1%	880	39.7%	1,280	61.1%

\* Unemployment in facilities closed due to COVID-19 throughout 2020-2021 fiscal year are reflected in this statistic.



## DAY CARE ASSISTANCE PROGRAM

The Day Care Assistance Program is designed to help New Brunswick families obtain the best possible childcare for their children. This program offers parents or guardians financial assistance to help them access a licensed early learning and childcare facility. If parents or guardian have no access to a licensed early learning and childcare facility, either because they work evenings, nights or weekends or because there is no licensed early learning and childcare facility near where they live they can obtain private child care through the Alternative Child Care Program.

### Maximum Daily Rates

*As of October 2014*

#### Full Time

- Infants - **\$28.50 / day**
- Preschool - **\$24.25 / day**
- School Age - **\$24.25 / day**

#### Part Time

- Infants - **\$14.50 / day**
- Preschool - **\$12.75 / day**
- School Age - **\$12.75 / day**

### Take-Up

- **3,418 children** in approved licensed early learning and childcare facilities benefited from the Day Care Assistance Program in 2020-2021.



## LICENSING AND MONITORING PERFORMANCE INDICATORS

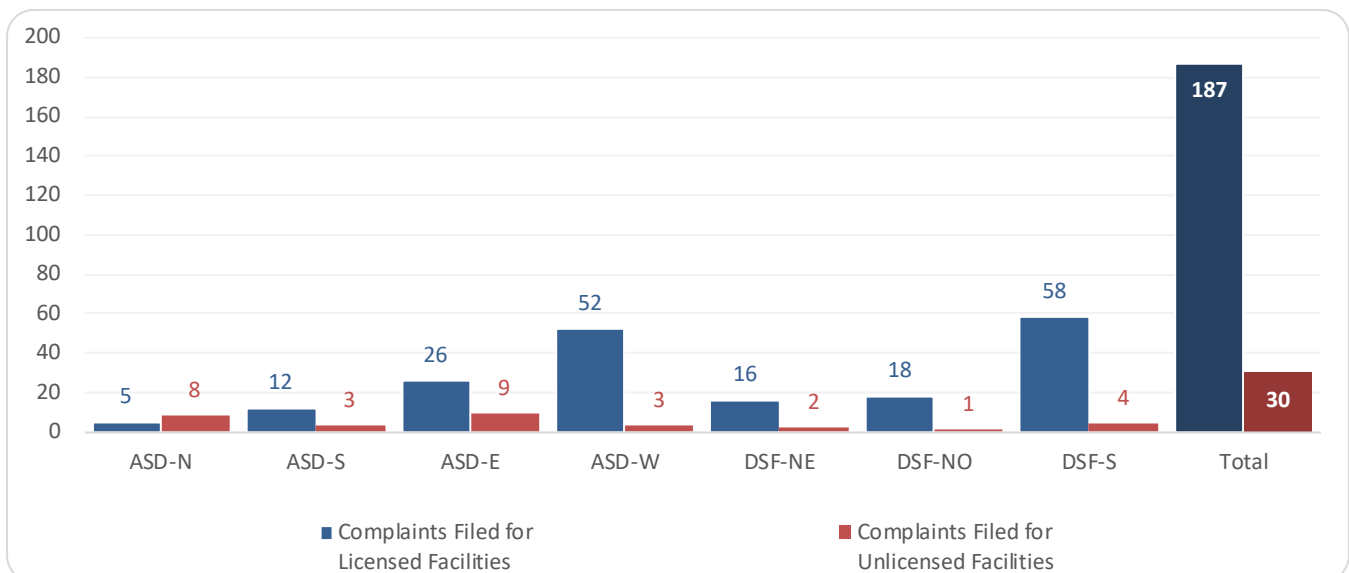
In New Brunswick, a licence is required to operate an early learning and childcare facility. Licences are issued for a twelve-month period.

Early learning and childcare staff inspect and monitor early learning and childcare facilities, investigate complaints and provide support to operators and educators. The approval and renewal process ensures continuity in minimal standards of health, safety and well-being for young children in non-parental care.

A valid licence is an indicator that the early learning and childcare facility has been inspected and is in compliance with the *Early Childhood Services Act* and Licensing Regulation 2018-11 prior to expiration.

### Licensed and Unlicensed Early Learning and Childcare facilities by School District 2020-2021

The following chart represents the number of complaints filed per district during the 2020-2021 fiscal year.

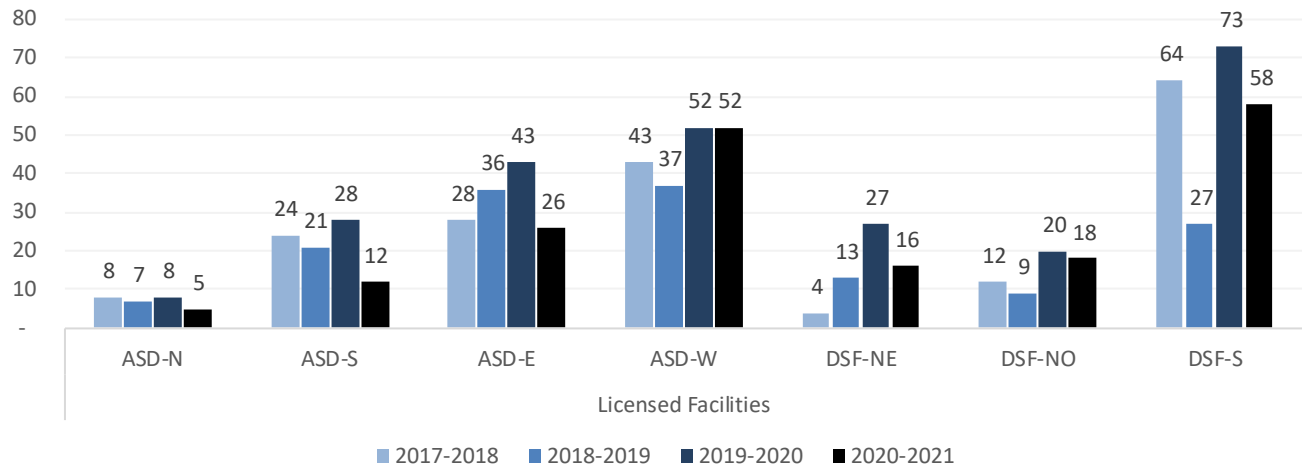


\*\*This chart is based on caseload distribution by district rather than on the physical location of the early learning and childcare facilities.

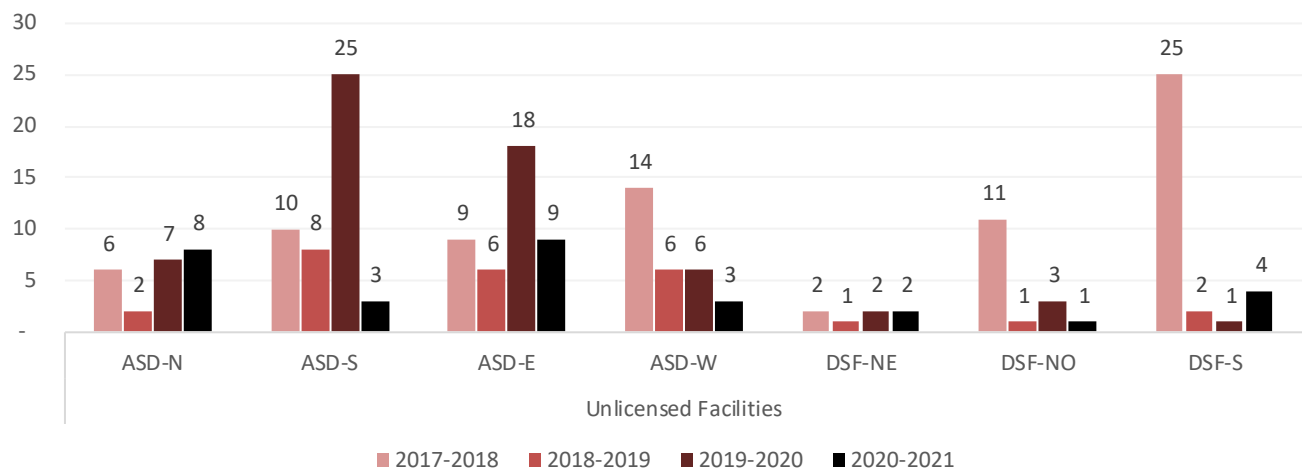
# Early Learning and Childcare Annual Statistical Report 2020-2021

The following charts represent the number of complaints filed per district during the last four fiscal years for LICENSED and UNLICENSED facilities.

Complaints filed for **LICENSED FACILITIES** during the last 4 years



Complaints filed for **UNLICENSED FACILITIES** during the last 4 years



## DEFINITIONS

**Administrator** means a person appointed by an operator to work at a facility and to supervise day-to-day activities. An administrator may be the owner and have the title of operator, director, or manager.

**Administrator/educator** means a person who administers a facility and also performs the duties of an educator. An early learning and childcare home operator would be considered an administrator/educator.

**Early learning and childcare home (ELC Home)** means a licensed facility at which services are provided in a home setting for more than four continuous hours per day and three or more days per week to a group of children under subsection 7(4) of the licensing regulation

**Educator** means an operator or a staff member of a full-time or part-time early learning and childcare centre who is at least 16 years of age and who works directly with children. This is a permanent position.

**Employee** means a person who performs work for or supplies services to an employer for wages.

**Facility** means an early learning and childcare facility at which services are provided

**Fiscal year** means the twelve-month financial accounting period used by a business from April 1<sup>st</sup>, to March 31<sup>st</sup>.

**Full-time early learning and childcare centre (full-time ELC centre)** means a licensed facility at which services are provided for more than four continuous hours per day and three or more days per week to a group of children under subsection 7(2) of the licensing regulation

**Infant** means a child who is under 2 years of age.

**Licensed facility** means a facility for which its operator holds a licence or a probationary licence.

**Part-time early learning and childcare centre (part-time ELC centre):** a licensed facility at which services are provided to one of the following groups:

- (a) a group of children under subsection 7(3)(a) for four consecutive hours per day or fewer or for fewer than three days per week, or
- (b) a group of children under subsection 7(3)(b).

**Preschool child** means a child who is 2 years of age or over and who is not yet attending school.

**Primary staff member** means (a) an operator, or (b) a person employed in a day care facility that spends seventy-five percent or more of their time at the daycare facility providing day care services directly to children. This is a permanent position.

**Recognized Early Childhood Education Training** means the completion of early childhood education training through a program or institution recognized by the Department of Education and Early Childhood Development.

**Relief worker** means a person who is hired on an irregular, casual basis to fill a full time or part-time permanent position of a primary staff member who is unable to work for any reason.

**School-age child** means a child who is attending school

**Services** means related to the care, supervision or development of a child which are provided by a person other than the child's parent or guardian

**Wage** means money paid to an employee for work done that is usually figured on an hourly, daily, or piecework basis.