

2007 Aquaculture Sector Overview

New Brunswick is at the forefront of worldwide aquaculture production and boasts the second-largest aquaculture sector in Canada, accounting for 33 percent of its total value. Aquaculture features significantly in global markets; one-third of all seafood consumed is generated by the aquaculture industry. In recent years, the industry in New Brunswick has undergone significant structural change and is poised for further growth. Worth approximately \$1 billion in the early 1980's, the provincial salmon industry, for example, now boasts annual sales of processed and unprocessed product in excess of \$430 million. With its number of sites rising, shellfish aquaculture is also a growing sector of the industry, stretching the employment and income benefits beyond the Bay of Fundy to the East Coast of New Brunswick.



In New Brunswick, the primary commercial species include Atlantic salmon and American oysters. Rainbow and speckled trout, and blue mussels are also grown at commercial operations. New Brunswick has an interest in continuing to develop Atlantic halibut, Atlantic cod, Atlantic and shortnose sturgeon, Bay scallop, the giant scallop, and kelp.

Industry at a Glance

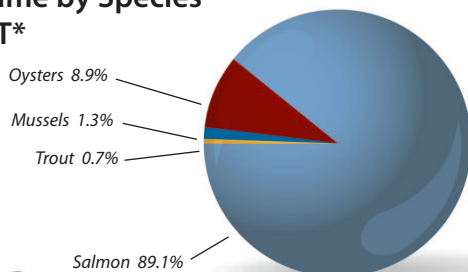
Number of salmon sites	95
Area leased to salmon sites, hectares	1,700
Freshwater Finfish sites	90
Area leased to shellfish sites, hectares	2,914
Shellfish Sites (bottom culture)	298
Shellfish Sites (off-bottom/suspended culture)	224
Farm Gate Value*	
<i>Salmon</i>	\$288 million
<i>Shellfish and Trout</i>	\$7.7 million
Total Aquaculture Value-Added Sales	\$430.4 million
Exports	
<i>Salmon</i>	\$200 million
Employment (salmon)-farm, hatchery and other direct	1,500
Employment (salmon)- feed production, cage and net manufacturing and other indirect	800

Volume and Value

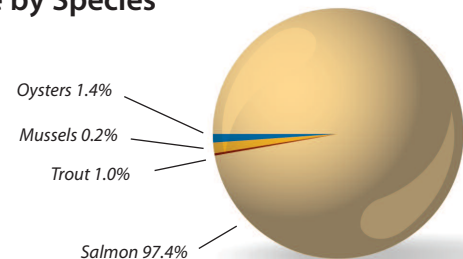
Species	Volume (MT)	
	2006*	2007*
Salmon	41,000	39,000
Trout	300	300
Oysters	550	3,900
Mussels	500	550
Total	42,350	43,750

Species	Value (\$ Million)	
	2006*	2007*
Salmon	\$285	\$288.2
Trout	\$3	\$3
Oysters	\$3.5	\$4.1
Mussels	\$0.6	\$0.6
Total	\$292.1	\$295.9

Total Volume by Species 43,750 MT*



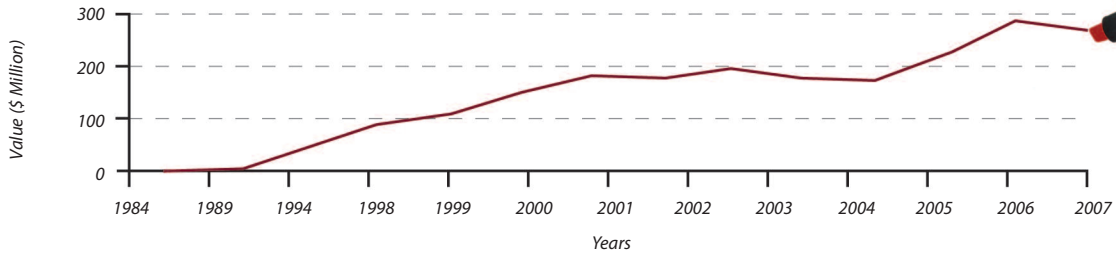
Total Value by Species \$295.9 M*



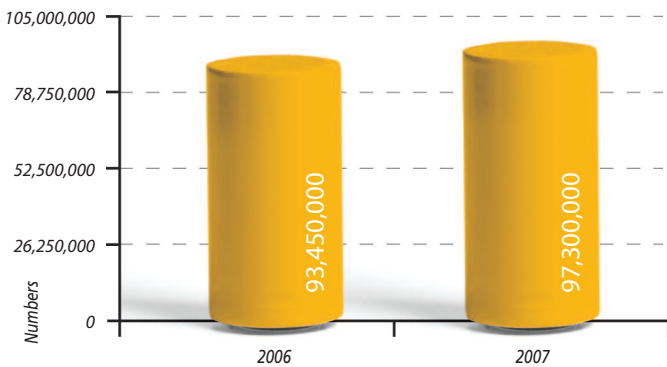
*Estimation



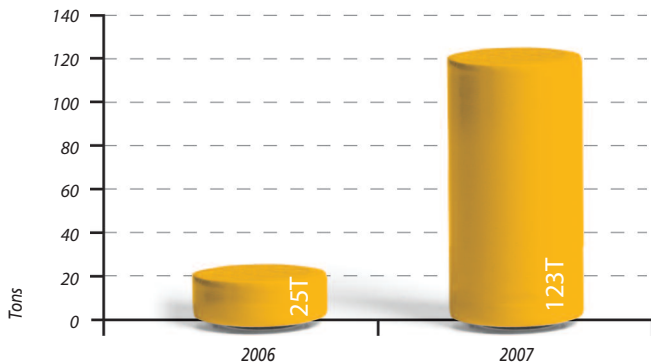
Salmon Industry Production Value



Number of Oysters in Production



Alternative Species Production (cod, halibut, sturgeon)



2007 Highlights

- The total primary aquaculture income increased from \$292.1 million in 2006 to \$295.9 million in 2007, which represents an increase of 1.3 percent.
- The increase in the total primary aquaculture income can be attributed to a \$63 million increase in the value of salmon, which reached around \$288 million in 2007, up from \$285 million in 2006.
- Total aquaculture value-added sales increased from \$363 million in 2006 to \$430.4 million in 2007, which represents an increase of 19 percent.
- Oyster and mussel harvesting and processing activities contributed to more than 250 direct and 170 indirect jobs in 2007. These employment opportunities primarily benefit rural coastal communities along the shores of Eastern New Brunswick.
- Since 2004, a 60 percent growth was experienced in the culture of oysters, resulting in an estimate of 97.3 million oysters in production on the East Coast for 2007.

Sources for tables and graphics: Fisheries and Oceans Canada and New Brunswick Department of Agriculture and Aquaculture

